

How to install and use Microsoft PC Manager

In this post, I am going to use the tool provided by Microsoft to fix hardware and software issue. PC Manager does a lot of automated tasks to keep the OS, Software and Hardware working smoothly. You can find more about PC Manager from here

https://pcmanager.microsoft.com/en-us?pc=U686&mkt=en&channel=510686&gad_source=1&gclid=CjwKCAiAkp6tBhB5EiwANTCx1GDTsHWmqtT0fX6BckjGeTcplLtzvsxaPod4d9CctcvupH8JelWBvBoCcnUQAvD_BwE


<https://pcmanager.microsoft.com/en-us>

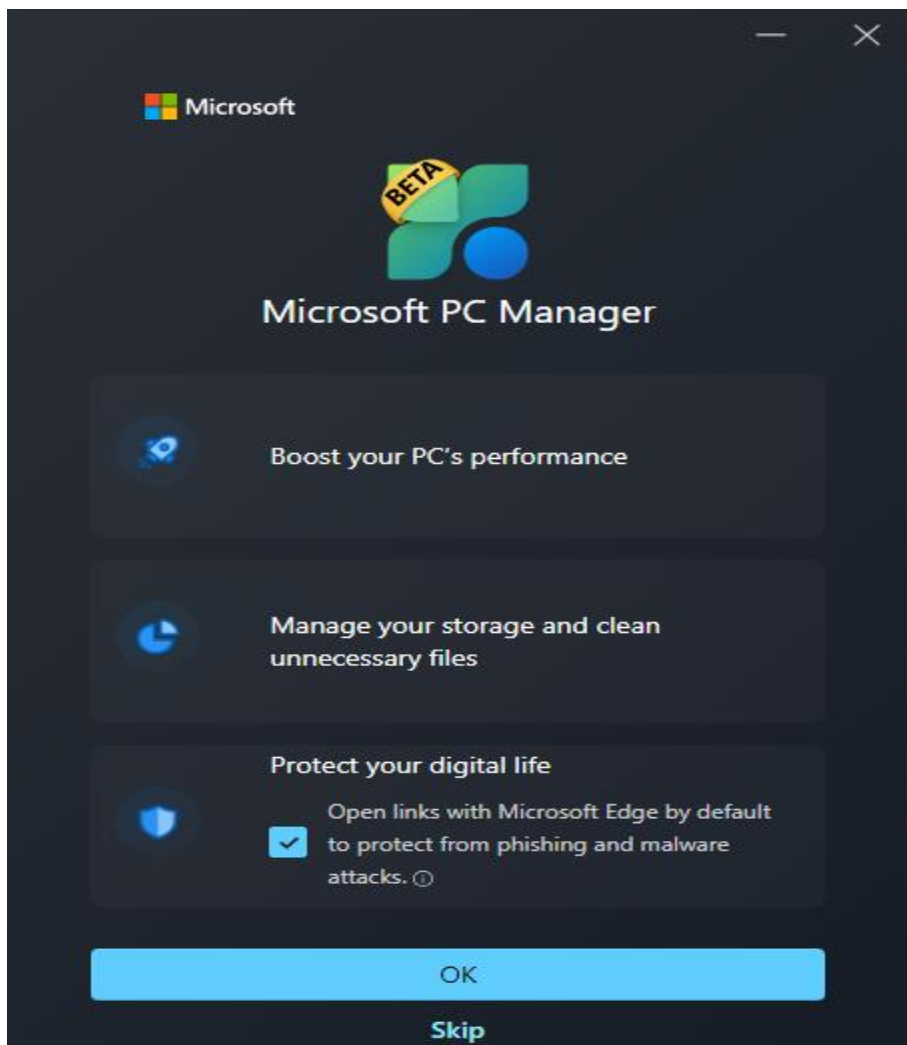
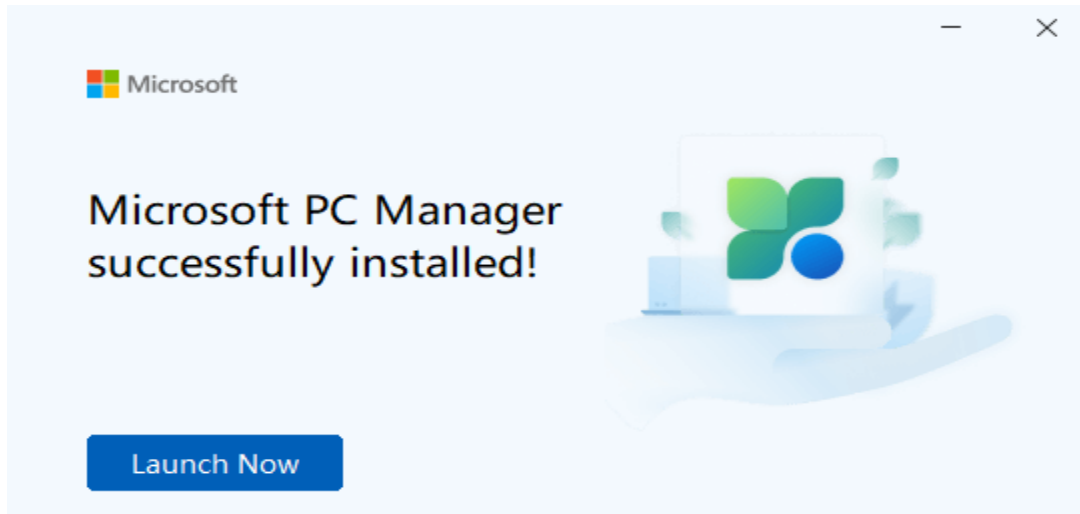
What is PC Manager Microsoft?

Microsoft PC Manager is an official Microsoft app, which will allow you to improve the performance of your PC, comfortably and simply. This is a small program you can use to carry out a series of effective routine maintenance tasks, thereby improving the overall performance and speed of our computer.

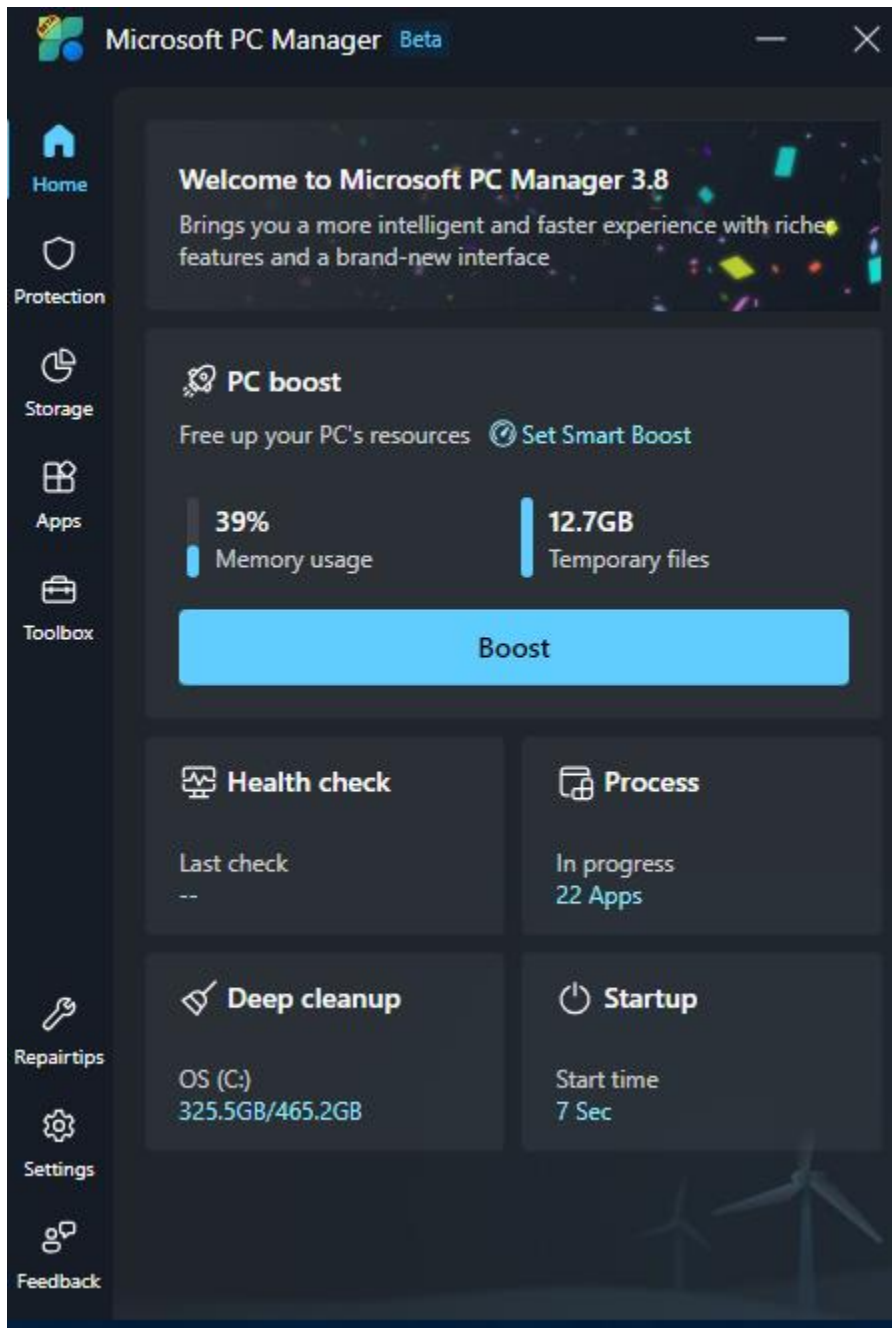
Offline Download -


https://www.youtube.com/redirect?event=video_description&redir_token=QUFFLUhqbC00dzRoYW9fY2ZGeVE2YzRkb1oyaHNKVINpd3xBQ3Jtc0ttN2cxU2JTaV1bHJPb0lXQnNRN0NMQ1V6dUVWYVFEVEwtQ3Z5eW91djNETIBlcnR0Q01mVWVhd1JUcUQyVF8zdUxCSDBNR0JrYTg1U3ITcy1JSGo2OFBZMnhpMFFnNVBOcXR0bks4MVM0TF9QYI9Cdw&q=https%3A%2F%2Faka.ms%2FPCManagerOFL30100&v=sEpTvxyztyck





Below are various screen shots that are self explanatory. A good tool to install and use when users complain system is very SLOW, FREEZING, UNRESPONSIVE and others.





Home



Protection



Storage



Apps



Toolbox



Repair tips



Settings



Feedback

System protection



Microsoft Defender Antivirus

Scan

Allowed threats



Windows update

Updated: 17-Jan-2024 11:31 AM



Default browser settings

Current settings: {{browserName}}



Taskbar repair


Restore taskbar appearance



Restore default apps

Reset default apps to open files





Home



Protection



Storage



Apps



Toolbox



Repair tips



Settings



Feedback

Storage Management

OS (C:)

Used 325.5GB / 465.2GB



Deep cleanup

Perform a full cleanup scan

Scan

Files Cleanup



Downloaded files

Manage downloaded files



Large files

Manage large files

C:\



Duplicate files

Manage duplicate files

All disks




Extras



Storage sense

Automatically clean up temporary files





Home

App management



Protection



Process management

22 running



Storage



Startup apps

Last startup time: 7s. 0 high impact apps



Apps



Manage apps

Remove rarely used apps to save space



Toolbox



Microsoft Store

Discover Windows apps



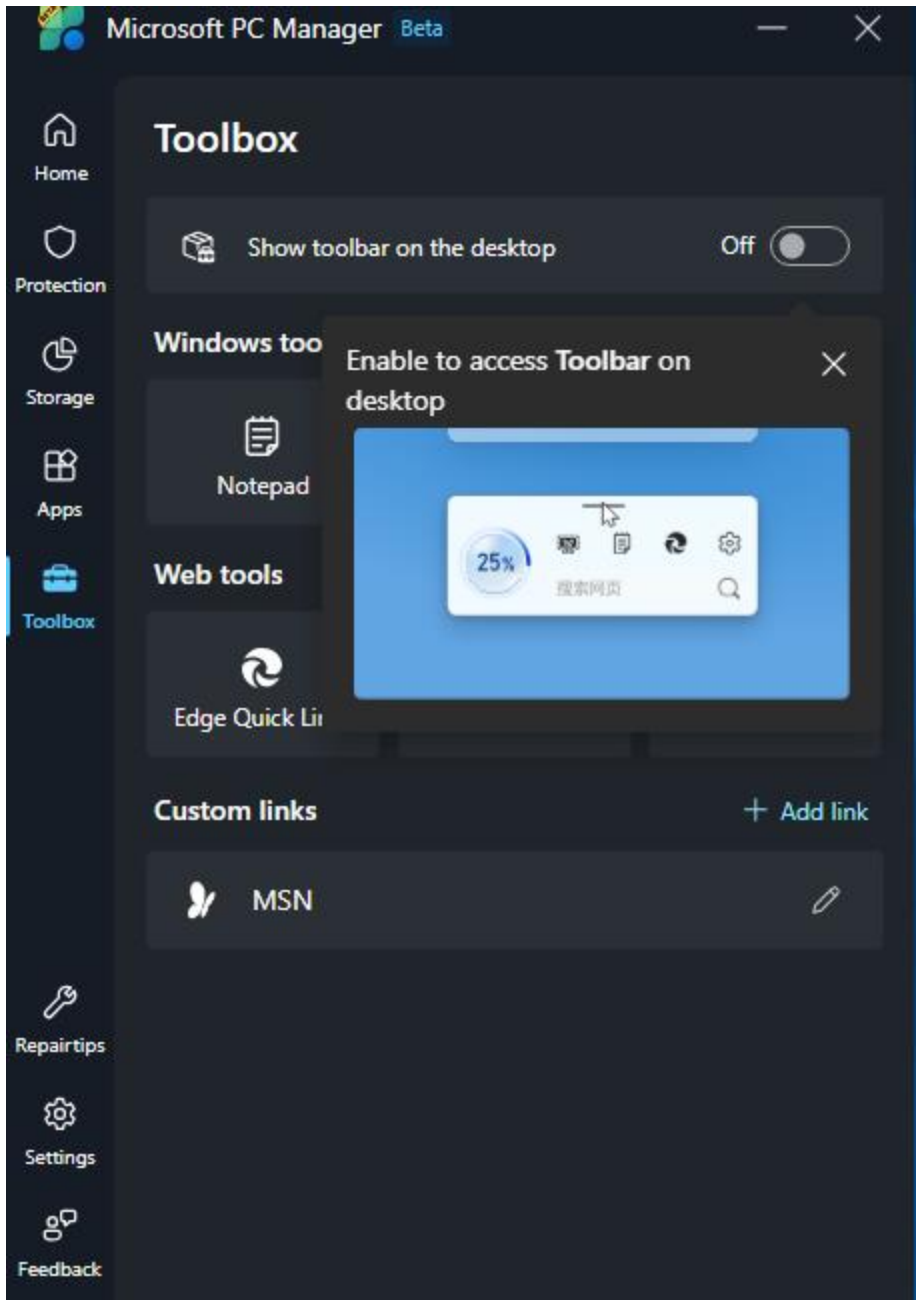
Repair tips




Settings



Feedback





Home



Protection



Storage



Apps



Toolbox



Repair tips



Settings



Feedback

The following default settings have been changed

Reset all


Recommend restoring 1 items



Default browser has been changed

Use Microsoft Edge

Current: Google Chrome



Home

Settings



Protection

Boost setting ^

Smart boost

PC Manager will automatically boost your PC when high usage of RAM or there are 1GB of temporary files

Off



Storage



Apps



Toolbox

Shortcuts setting ^

Hold Ctrl, Shift, or Alt, then press A-Z, 1-9, or F1-F12 to perform the operation

Custom block of pop-up management

Ctrl+F2

[Restore default settings](#)



Repairtips



Settings

General settings ^

Start PC Manager automatically when I sign in to Windows


On

Early access

Get early access to experience the latest features



Feedback



Home



Protection



Storage



Apps



Toolbox

Early access

Get early access to experience the latest features

Off

Auto update PC Manager

On

Update PC Manager

You're up to date

Appearance

System ▼

Language

Restart Microsoft PC Manager to apply language settings

English ▼

About us ▲

Current version: 3.8.10.0

Go to the [Microsoft PC Manager website](#) for more information

Microsoft Defender Antivirus 4.18, Computer Information System Security Product Sales Permit: 0106220892

[Microsoft Privacy Statement](#)



Repair tips



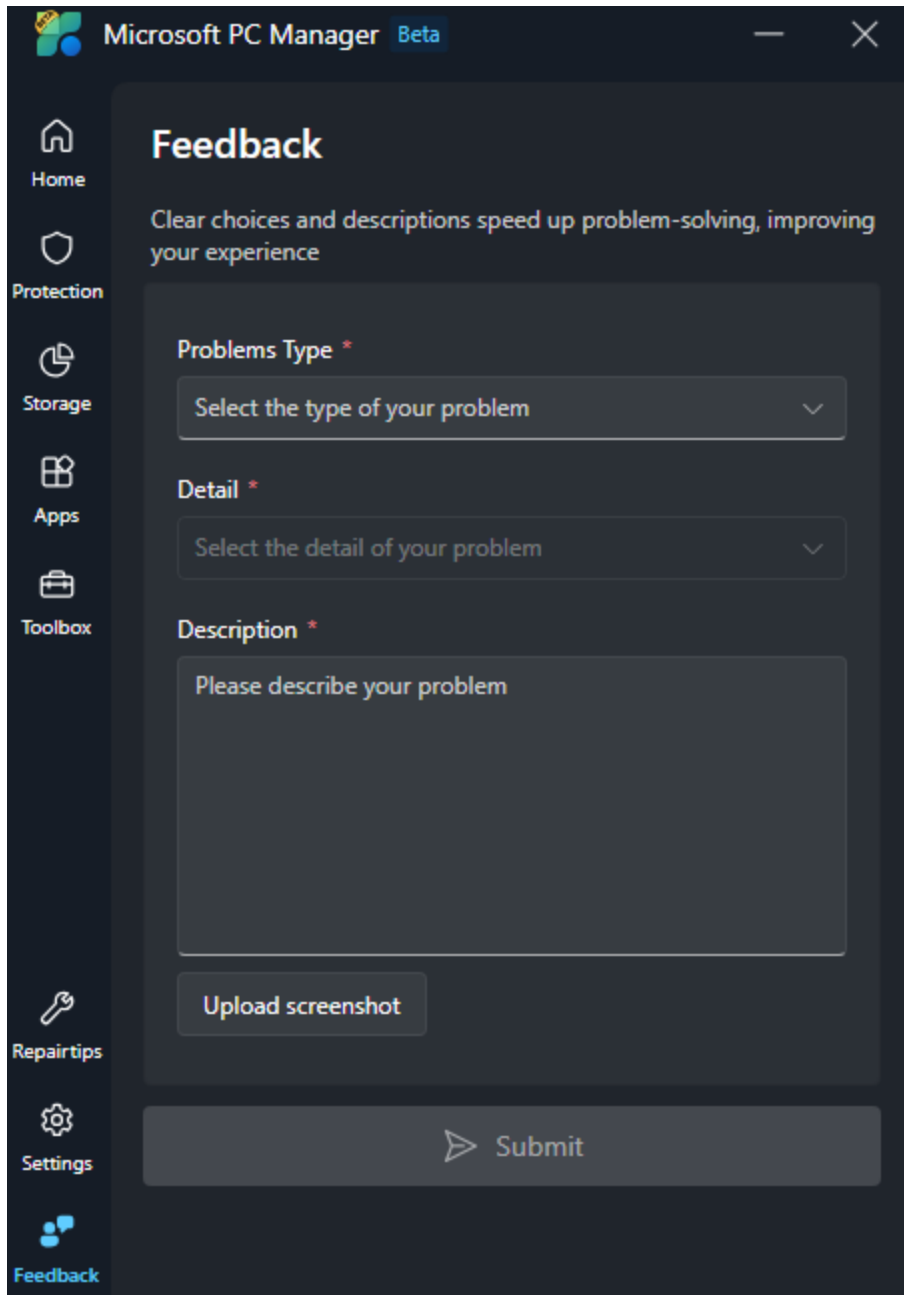
Settings



Feedback



Microsoft



Thanks

Ram
17th Jan 2024