

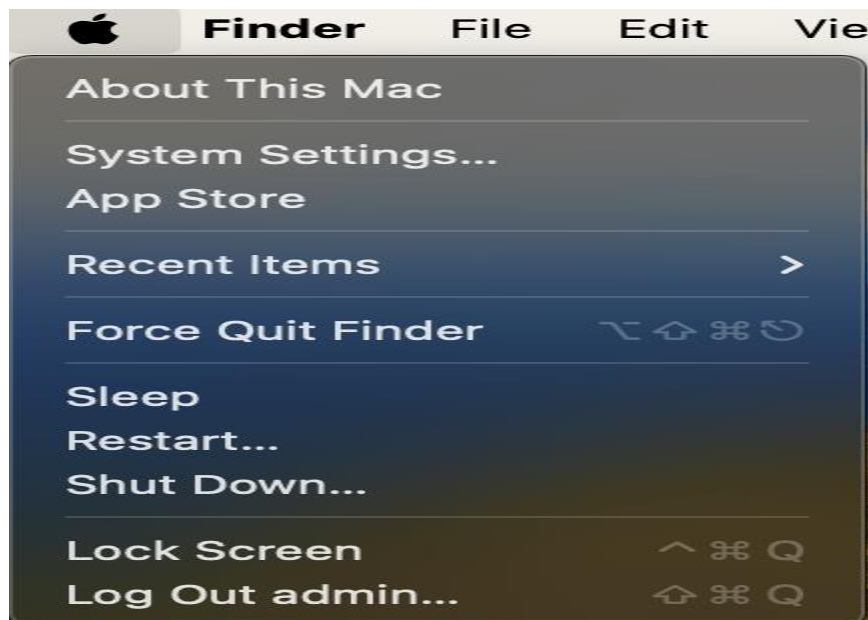
Installing MacOS Sonoma v14.0 Beta 6

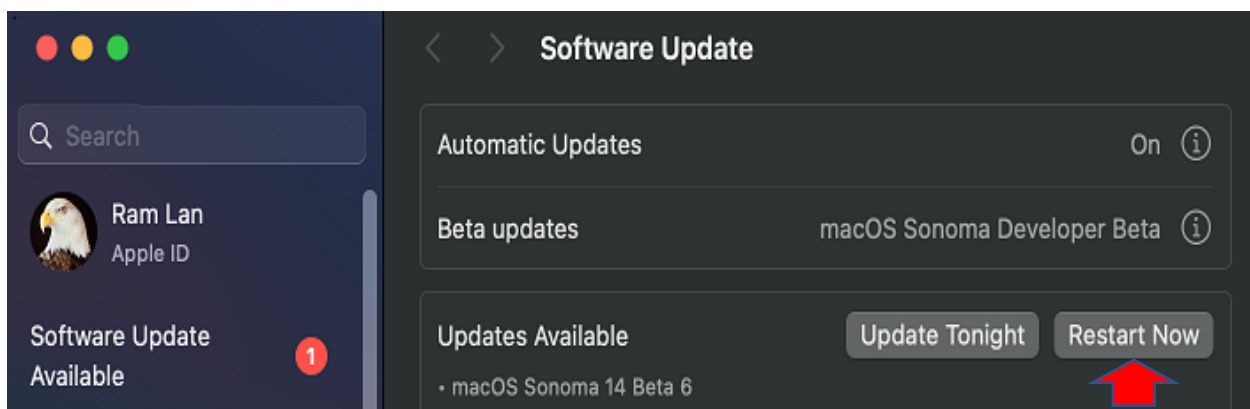
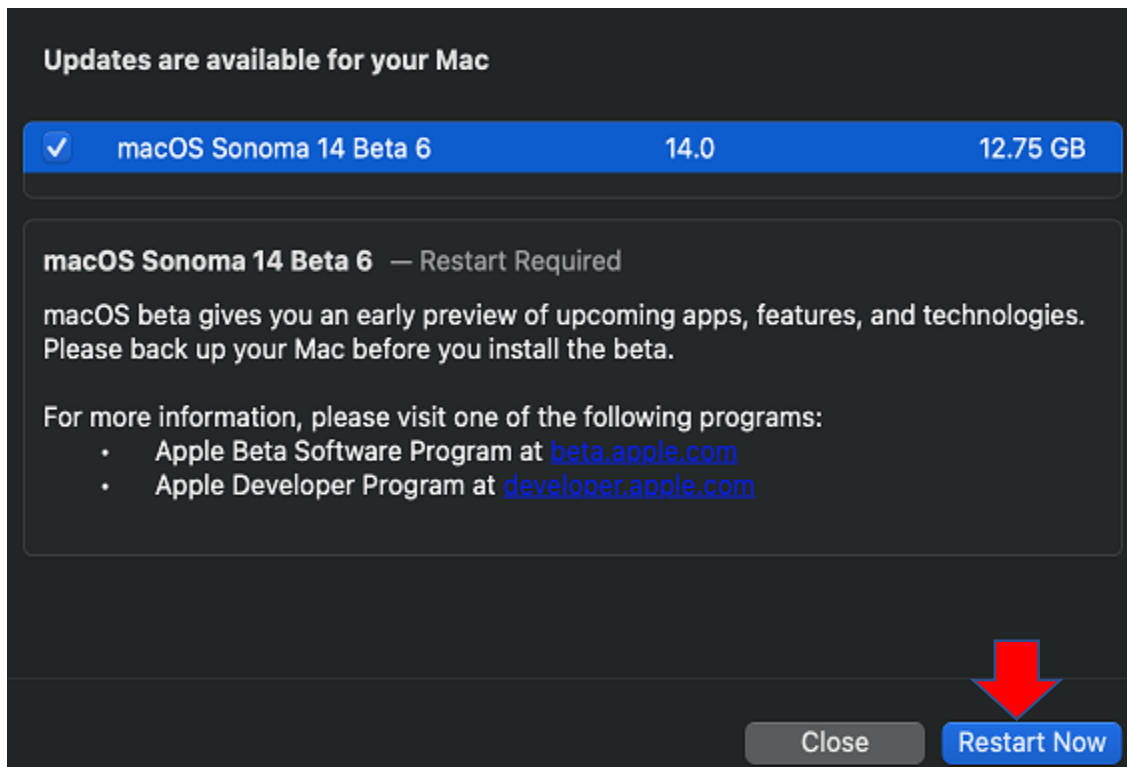
In this post, I am going to install Beta 6 version of macOS Sonoma. I am currently running macOS Sonoma v14 Beta 4 on MacBook Pro 2013.

<https://developer.apple.com/documentation/macos-release-notes/macos-14-release-notes>

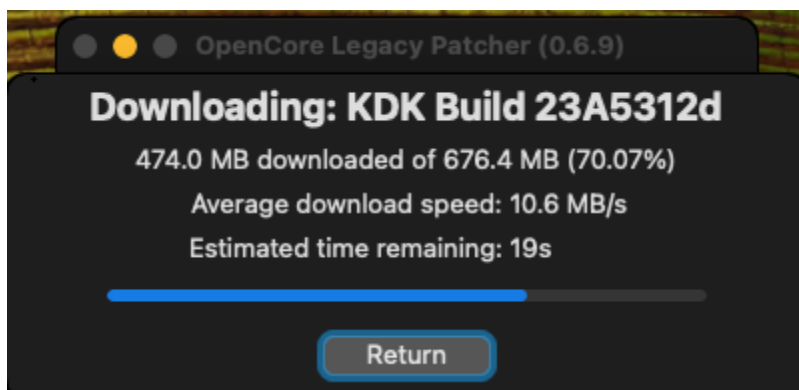


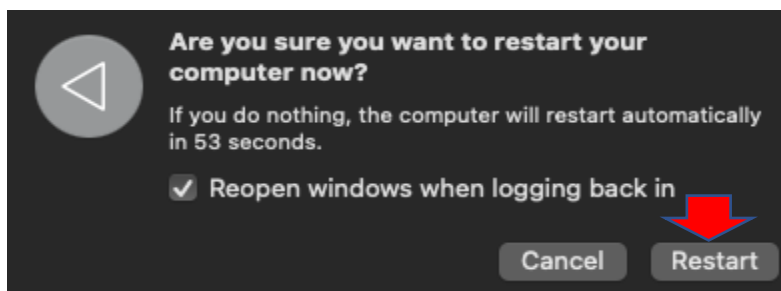
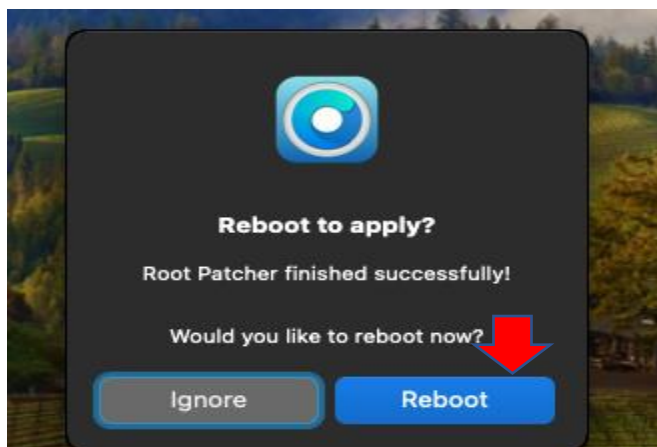
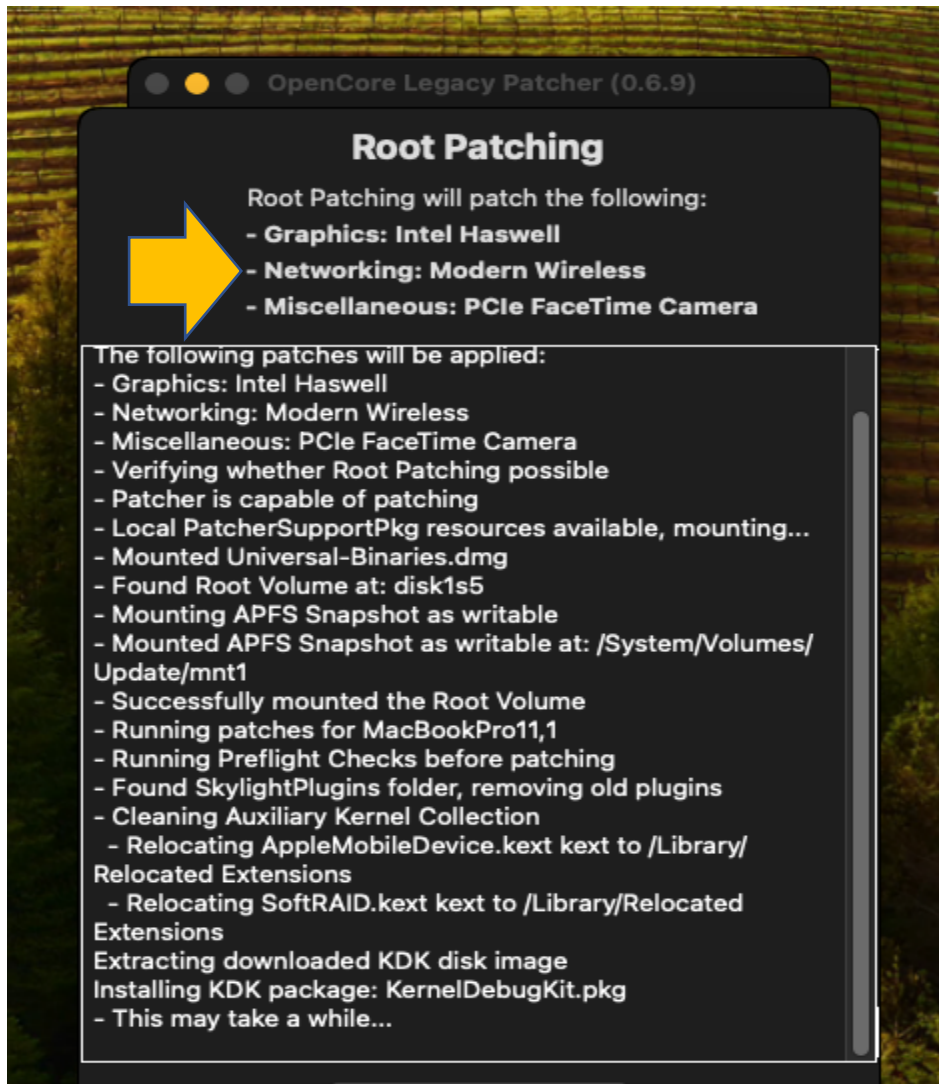
To start the install – Click System Settings – Software Update

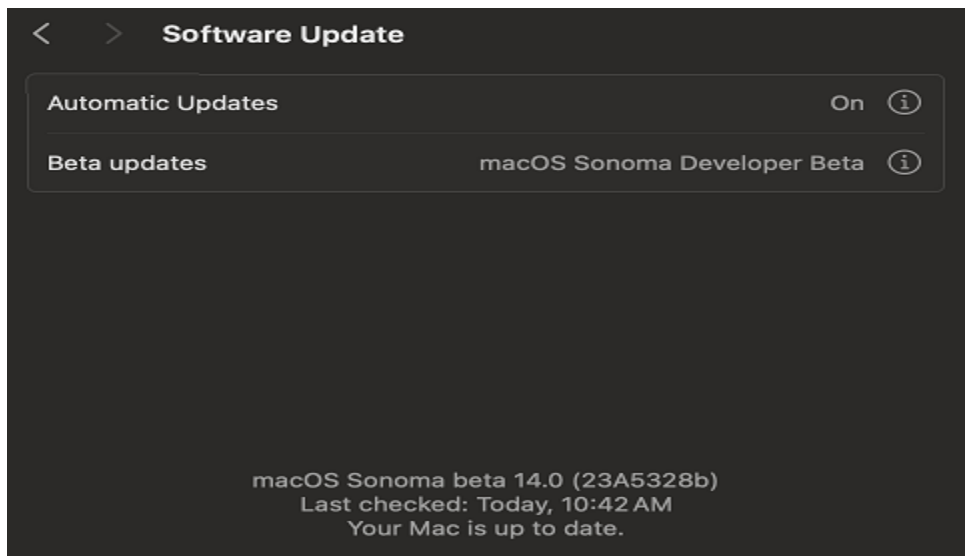




The system will restart 4-5 times and after that you will see OpenCore Legacy Patcher downloader. I am using OCLP because MacBook Pro is 2013 model hardware is not compatible with Sonoma.







Now we have completed Beta 6 install on macOS Sonoma v14.

Thanks

Ram

29th Aug 2023

Version	Build	Release date	Darwin version
14.0 Developer Beta 1	23A5257q	June 5, 2023	23.0.0 xnu-10002.0.40.505.5~4 Mon May 22 22:52:05 PDT 2023
14.0 Developer Beta 2	23A5276g	June 21, 2023	23.0.0 xnu-10002.0.116.505.3~3 Tue Jun 13 21:16:25 PDT 2023
14.0 Developer Beta 3	23A5286g	July 5, 2023	23.0.0 xnu-10002.0.168.505.3~1 Fri Jun 30 17:50:16 PDT 2023
14.0 Developer Beta 3 update	23A5286i	July 11, 2023	23.0.0
14.0 Public Beta 1		July 12, 2023	xnu-10002.0.168.505.3~1 Fri Jun 30 17:50:16 PDT 2023
14.0 Developer Beta 4	23A5301g	July 25, 2023	23.0.0 xnu-10002.0.199.505.1~3 Tue Jul 18 20:34:24 PDT 2023
14.0 Developer Beta 4 update	23A5301h	July 31, 2023	23.0.0
14.0 Public Beta 2			
14.0 Developer Beta 5	23A5312d	August 8, 2023	23.0.0 xnu-10002.0.242.0.6~31 Tue Aug 1 03:25:17 PDT 2023
14.0 Public Beta 3			
14.0 Developer Beta 6	23A5328b	August 22, 2023	23.0.0 xnu-10002.1.11~5 Fri Aug 18 00:03:04 PDT 2023
14.0 Public Beta 4			

