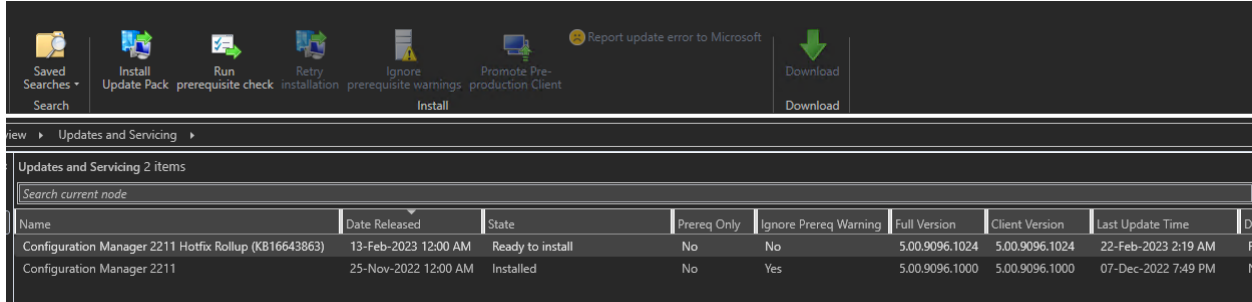
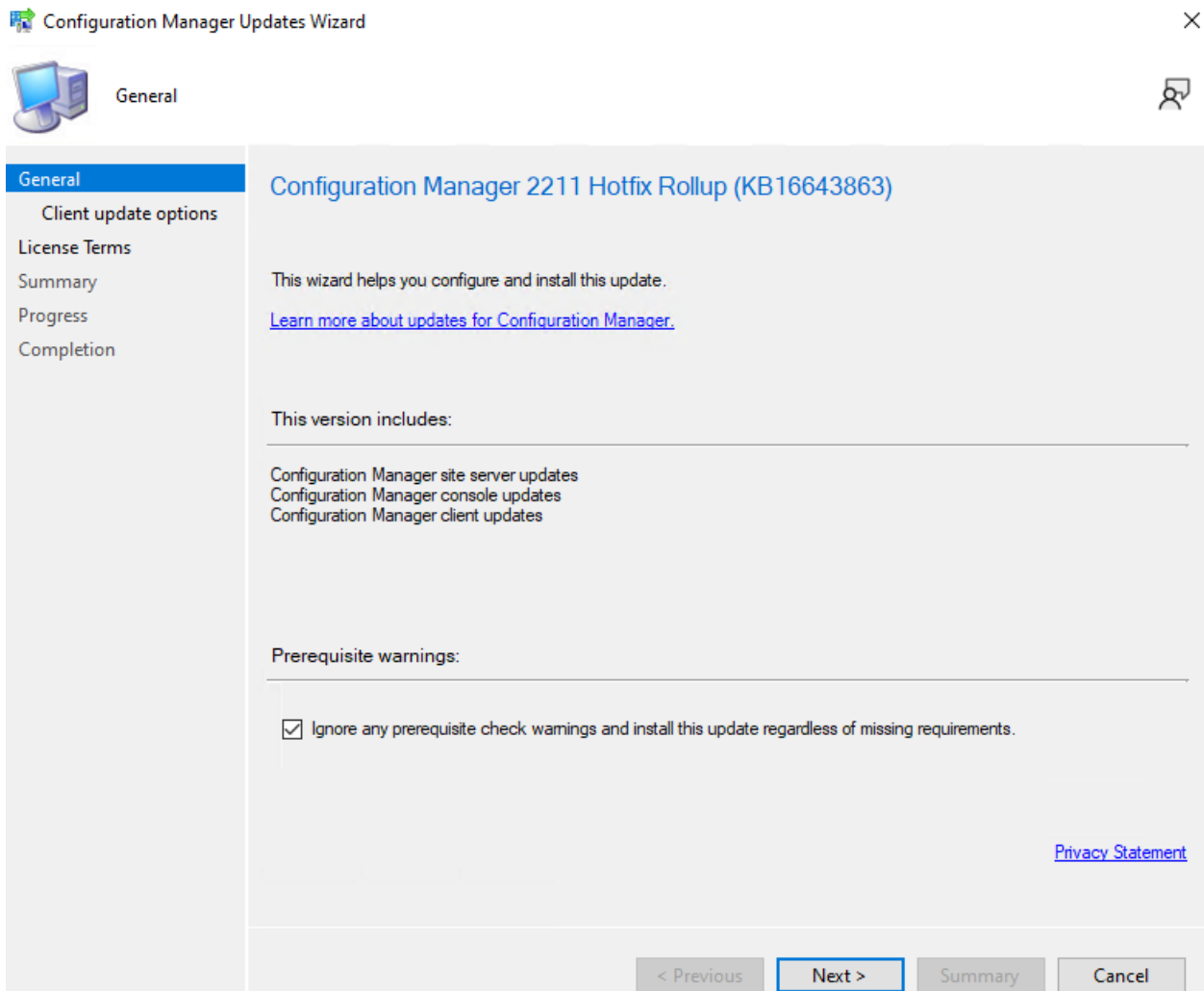


# Installing KB16643863 on CB2211

In this post, I am going to install above KB on CB2211.



Name	Date Released	State	Prereq Only	Ignore Prereq Warning	Full Version	Client Version	Last Update Time
Configuration Manager 2211 Hotfix Rollup (KB16643863)	13-Feb-2023 12:00 AM	Ready to install	No	No	5.00.9096.1024	5.00.9096.1024	22-Feb-2023 2:19 AM
Configuration Manager 2211	25-Nov-2022 12:00 AM	Installed	No	Yes	5.00.9096.1000	5.00.9096.1000	07-Dec-2022 7:49 PM



**Configuration Manager Updates Wizard**

General

### Configuration Manager 2211 Hotfix Rollup (KB16643863)

This wizard helps you configure and install this update.  
[Learn more about updates for Configuration Manager.](#)

This version includes:

- Configuration Manager site server updates
- Configuration Manager console updates
- Configuration Manager client updates

Prerequisite warnings:

Ignore any prerequisite check warnings and install this update regardless of missing requirements.

[Privacy Statement](#)

< Previous   **Next >**   Summary   Cancel



Client update options



General

Client update options

License Terms

Summary

Progress

Completion

### Client update settings

This update includes an update for the Configuration Manager client. You can upgrade your clients immediately, or validate this client in a pre-production collection before you upgrade all your Configuration Manager clients.

Upgrade without validating

Overwrites your current Configuration Manager client package with the new client update. All new client installations and client upgrades use this new client update.

Validate in pre-production collection

Validate the client update on members of the pre-production collection while you keep your production client package intact. Later, you can overwrite the production package using Client Update Options in the Updates and Servicing node of the Configuration Manager console.

Pre-production collection:

Browse...

< Previous

Next >

Summary

Cancel



License Terms



General

Client update options

License Terms

Summary

Progress

Completion

### Review and accept the terms for this update pack

You must accept the License Terms and Privacy Statement to continue installation.

[View the Microsoft Endpoint Configuration Manager License Terms](#)

[View the Microsoft Connected Cache License Terms](#)

[View the Microsoft Edge WebView2 Runtime License Terms](#)

[View the Privacy Statement](#)

I accept these License Terms and Privacy Statement.

[Learn more about licensing and Software Assurance](#)

< Previous

Next >

Summary

Cancel



Summary



General

Client update options

License Terms

**Summary**

Progress

Completion

### Confirm the settings

Details:

**Summary of update package installation**

Install Update Package Configuration Manager 2211 Hotfix Rollup (KB16643863)  
Prerequisite warnings will be ignored  
Test new version of the client in production

To change these settings, click Previous. To apply the settings, click Next.

< Previous

**Next >**

Summary

Cancel



Completion



General

Client update options

License Terms

Summary

Progress


**Completion**



**The task "Configuration Manager Updates Wizard" completed successfully**

Details:

**Summary of update package installation**

 **Success:** Install Update Package Configuration Manager 2211 Hotfix Rollup (KB16643863)  
Prerequisite warnings will be ignored  
Test new version of the client in production

To exit the wizard, click Close.

< Previous

Next >

Summary

**Close**

Updates and Servicing 2 items						
Search current node						
Name	Date Released	State	Prereq Only	Ignore Prereq Warning	Full Version	Client Version
Configuration Manager 2211 Hotfix Rollup (KB16643863)	13-Feb-2023 12:00 AM	Installing	No	Yes	5.00.9096.1024	5.00.9096.1024

## Configuration Manager



A new version of the console is available (5.2211.1061.1300). Click OK to close the console and install the new version now. Click Cancel to continue working with the old console (5.2211.1061.1000). Working in the old console might corrupt data.

OK

Cancel

## Configuration Manager Notifications

1 Total

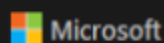
**i** Desktop Analytics (DA) is deprecated and retired on November 30, 2022. If you are using DA in your environment, kindly disconnect.

[More info](#)

1 day ago

Updates and Servicing 0 items							
Search current node							
Name	Date Released	State	Prereq Only	Ignore Prereq Warning	Full Version	Client Version	Last Update Time
Configuration Manager 2211 Hotfix Rollup (KB16643863)	13-Feb-2023 12:00 AM	Installed	No	Yes	5.00.9096.1024	5.00.9096.1024	09-Mar-2023 8:42 AM
Configuration Manager 2211	25-Nov-2022 12:00 AM	Installed	No	Yes	5.00.9096.1000	5.00.9096.1000	07-Dec-2022 7:49 PM

## About Microsoft Endpoint Configuration Manager



# Microsoft Endpoint Configuration Manager

Microsoft Endpoint Configuration Manager


Version 2211

Console version: 5.2211.1061.1300

Site version: 5.0.9096.1000

# Update rollup for Microsoft Configuration Manager version 2211

Article • 02/22/2023 • 4 minutes to read • 1 contributor

 Feedback

*Applies to: Configuration Manager (current branch, version 2211)*


## Summary of KB16643863

This article describes issues that are fixed in this update rollup for Microsoft Configuration Manager current branch, version 2211. This update applies both to customers who opted in through a PowerShell script to the early update ring deployment, and customers who installed the globally available release. For more information on changes in Configuration Manager version 2211, see:

- [What's new in version 2211 of Configuration Manager current branch](#)
- [Summary of changes in Microsoft Configuration Manager current branch, version 2211](#)

## Issues that are fixed

- When the content lookup process for a task sequence fails with error 0x8000000a (E\_PENDING), it fails to recover. Errors resembling the following are recorded in the *smsts.log* file.

```
text  Copy

CAppMgmtSDK::GetEvaluationState <applicationID> = DownloadFailed
Installation job completed with exit code 0x00000000
Execution status received: 24 (Application download failed )
App install failed.
Setting TSEnv variable '_TSEnvInstallStatus'='Error'
Setting TSEnv variable 'SMSTSInstallApplicationJobID__<applicationID>'=''
Completed installation job.
Step 3 out of 5 complete
Install application action failed: 'Application name'. Error Code 0x80004005
```

The task sequence installation now retries if this error happens. To support this behavior three new variables are added with this update rollup.

- **\_SMSTSAppInstallNeedsRetry** is used internally by the executable to check if the application installation needs to be retried.
  - **OSDAppInstallRetries** specifies the number of times the installation needs to be retried.
  - **OSDAppInstallRetryTimeout** specifies the timeout period between retries.
- SQL configuration items fail to evaluate correctly when deployed to non-English versions of Windows Server 2022. Instead of a "compliant" or "not compliant" result, the affected configuration items instead return "WMI provider error Invalid parameter [0X80041008]".
  - Group membership data is incorrectly removed if the Active Directory User Group Discover process returns error 0x8007202B (ERROR\_DS\_REFERRAL).

- The *Monitor service state* rule for a cloud management gateway updates the `Azure_Service` table unnecessarily. The rule leads to unexpected growth of the `SCCM_Audit` table in the site database.
- In large environments, it's possible for IIS logging on a cloud management gateway (CMG) to fill the `C:\` drive. To prevent the drive from filling, a new scheduled task, **CleanIISLogs**, is created on the Virtual Machine Scale Set used for a CMG. This task deletes the Internet Information Services (IIS) logs older than 30 days, and runs every Sunday at 12:00 AM.
- In the recurrence schedule for a maintenance window, the *Offset (days)* value can now be set to a maximum value of seven days instead of the previous maximum of four. This allows for greater flexibility when configuring the offset.
- Older cipher suites that may be considered less secure, such as `TLS_ECDHE_RSA_WITH_AES_128_CBC_SHA256`, are now disabled on cloud management gateway Virtual Machine Scale Sets. Existing Virtual Machine Scale Sets need to be manually updated for changes to take effect, such as by using the *Synchronize Configuration* button in the ribbon.
- Windows Server Update Services (WSUS) synchronization fails in environments that require strong-name verification for .NET assemblies. The `wsyncmgr.log` contains the following entry.

```
text Copy  
Sync failed: Could not load file or assembly 'updmgrclr, Version=5.0.9096.1000, Culture=neut
```

Strong-name verification is required when the `AllowStrongNameBypass` registry value is set to zero. Refer to [How to: Disable the strong-name bypass feature](#) for additional information.

## Known issues in this release

- Localized (non-English) versions of the Configuration Manager console may fail to install this update. The following error message is recorded in the `ConfigMgrAdminUISetup.log`

```
text Copy  
Installation failed with error code 1638
```

Note the text of error code 1638 is "Another version of this product is already installed. Installation of this version cannot continue. To configure or remove the existing version of this product, use Add/Remove Programs on the Control Panel."

To work around this issue, first uninstall the localized version of the Configuration Manager console, then install it again using the version from this update rollup.

## Update information for Microsoft Configuration Manager current branch, version 2211

This update is available in the Updates and Servicing node of the Configuration Manager console for environments that were installed by using early update ring or globally available builds of version 2211.

Members of the Configuration Manager Technology Adoption Program (TAP) must first apply the private TAP rollup before this update is displayed.

To verify which build is in use, look for a Package GUID by adding the Package GUID column to the details pane of the Updates and Servicing node in the console. The update applies to installations from packages that have the following GUIDs:

## Restart information

This update doesn't require a computer restart but will initiate a [site reset](#) after installation.

## Additional installation information

After you install this update on a primary site, pre-existing secondary sites must be manually updated. To update a secondary site in the Configuration Manager console, select **Administration > Site Configuration > Sites > Recover Secondary Site**, and then select the secondary site. The primary site then reinstalls that secondary site by using the updated files. Configurations and settings for the secondary site aren't affected by this reinstallation. The new, upgraded, and reinstalled secondary sites under that primary site automatically receive this update.

Run the following SQL Server command on the site database to check whether the update version of a secondary site matches that of its parent primary site:

SQL

 Copy

```
select dbo.fnGetSecondarySiteCMUpdateStatus ('SiteCode_of_secondary_site')
```

If the value 1 is returned, the site is up to date, with all the hotfixes applied on its parent primary site.

If the value 0 is returned, the site has not installed all the fixes that are applied to the primary site, and you should use the **Recover Secondary Site** option to update the secondary site.

## Version information

The following site major components are updated to the versions specified:

Component	Version
Configuration Manager console	5.2211.1061.1300
Client	5.0.9096.1024

## File information

File information is available in the downloadable [KB16643863\\_FileList.txt](#) text file.

Thanks

Ram

11<sup>th</sup> Mar 2023