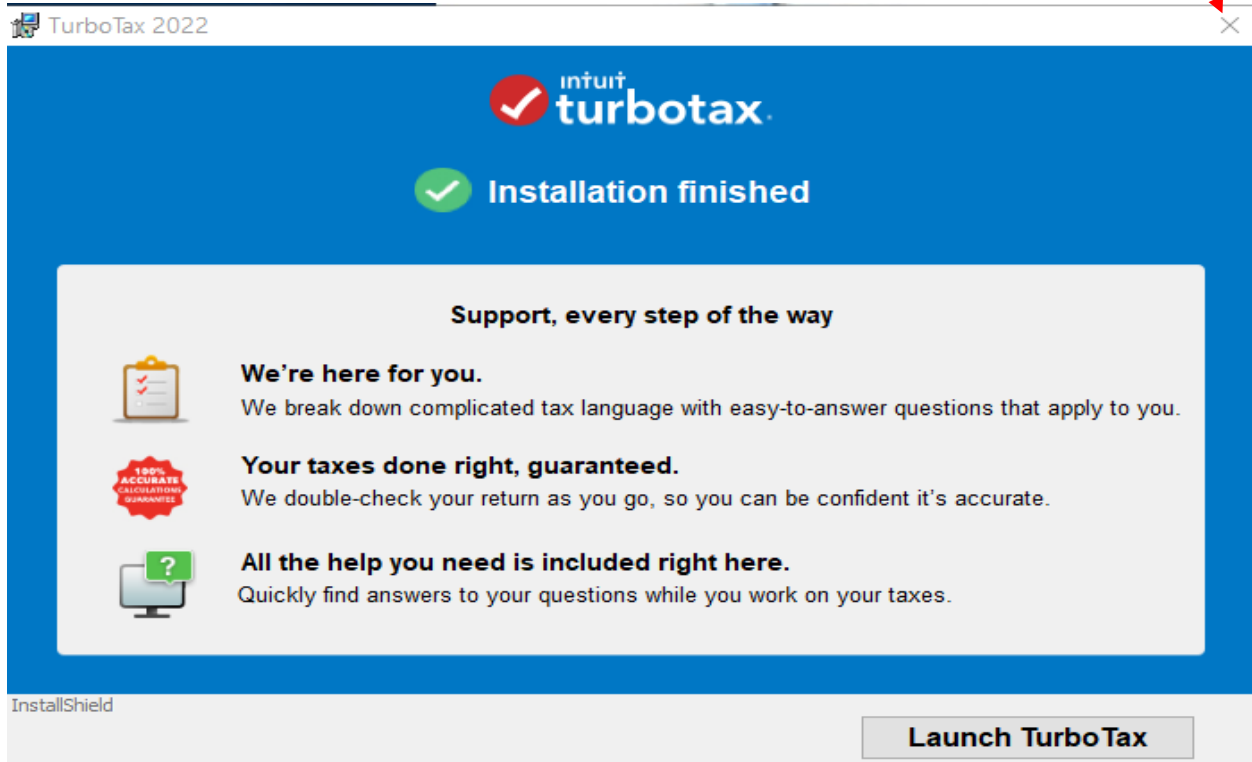


# How to activate TurboTax 2022 Canadian Version

In this post, I am going to show you the steps on how to activate TT2022. Enjoy!

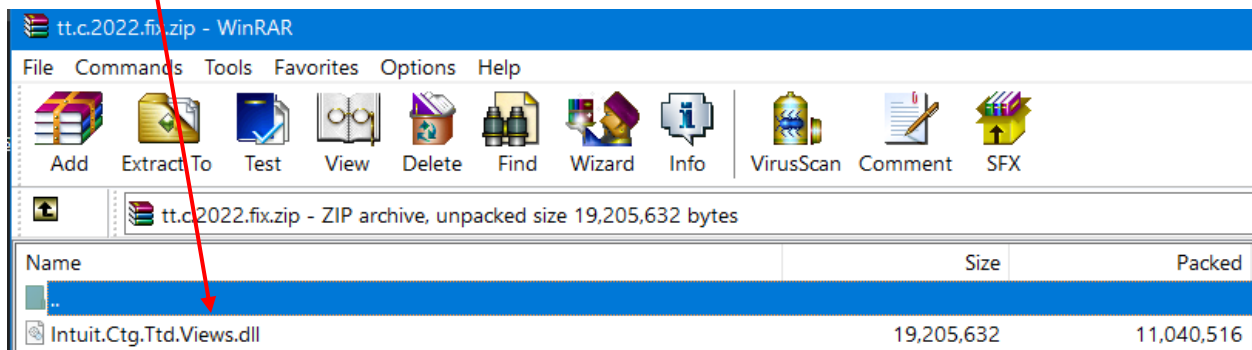
Download the file from here - <https://easyupload.io/vs1k40> It has both the files (TurboTax 2022.exe and activator)

Run TurboTax 2022.exe and complete the install. Don't launch the program after installing. Click X to close the program

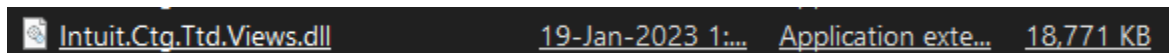


Now disconnect internet ([this is very important](#)). If you don't do activation will fail.

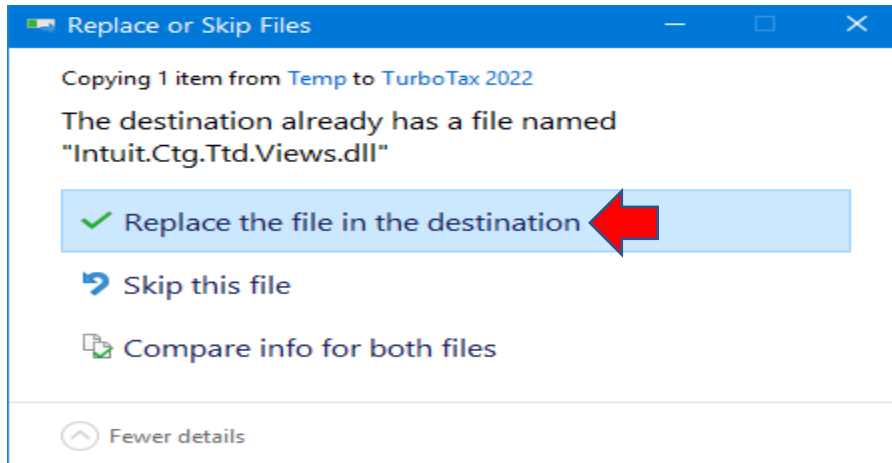
Extract activator file to download folder 



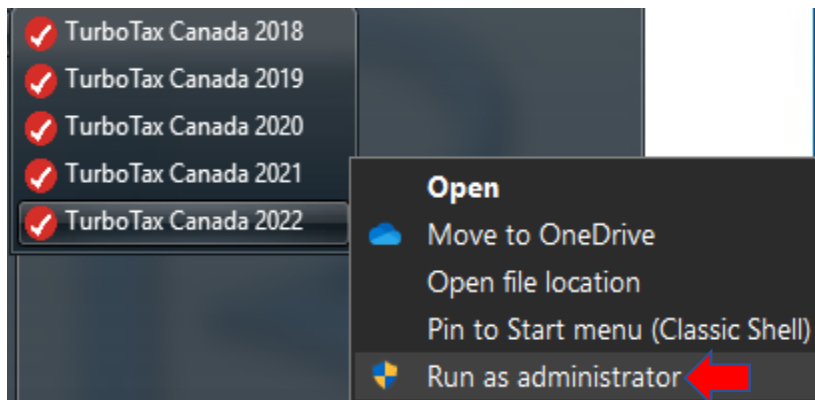
Now go to C:\Program Files (x86)\TurboTax 2022 – Make a backup copy of this file to C:\



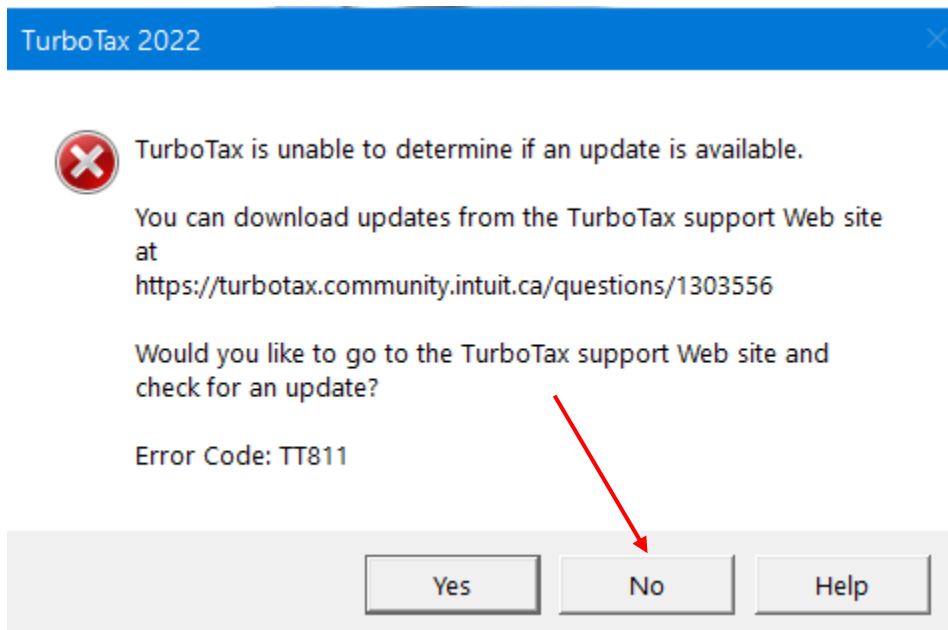
Now copy activator file from download folder and paste here C:\Program Files (x86)\TurboTax 2022



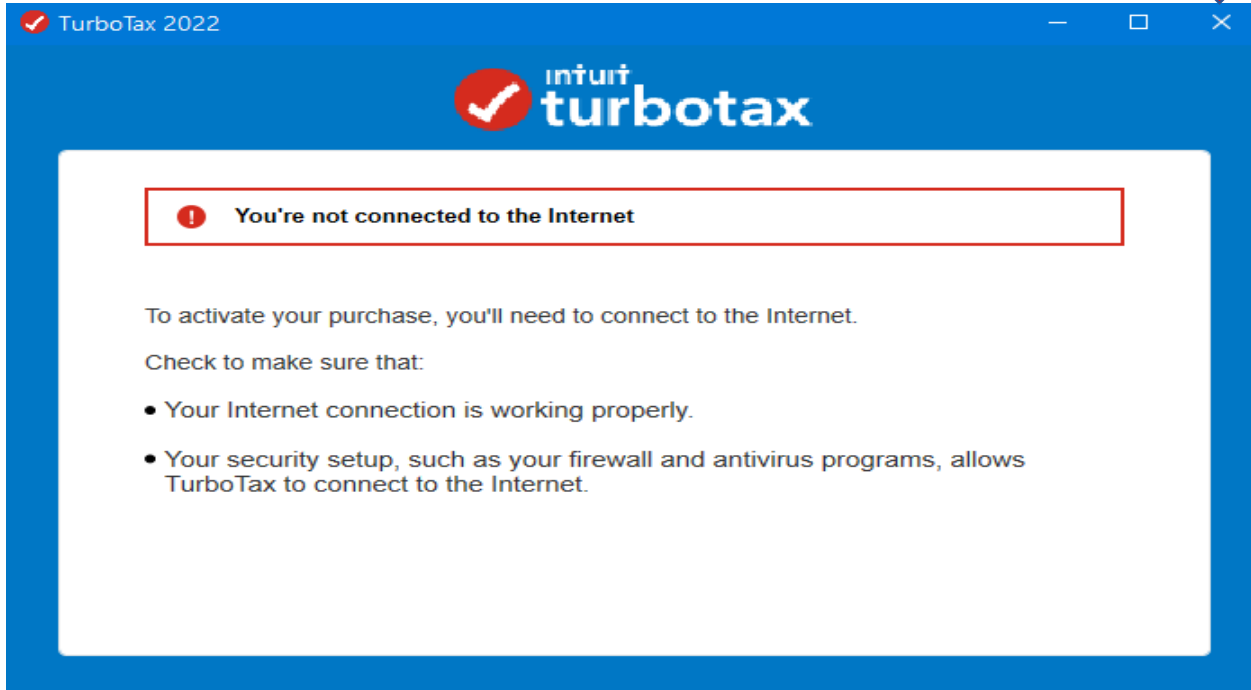
Open TurboTax 2022 as Administrator



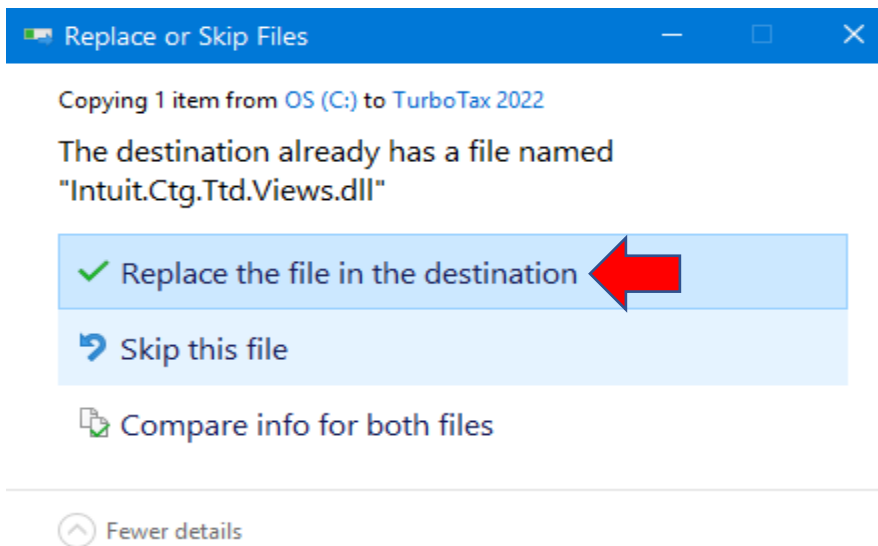
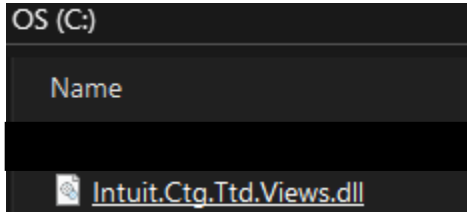
Click No to this message



You will see below message - Click Try Again once and click X button to close the message




Now copy the file we backed up before to C:\ and paste here C:\Program Files (x86)\TurboTax 2022



Now open TurboTax 2022. You will see this message – Click No

TurboTax 2022 ✕

 TurboTax is unable to determine if an update is available.

You can download updates from the TurboTax support Web site at <https://turbotax.community.intuit.ca/questions/1303556>

Would you like to go to the TurboTax support Web site and check for an update?

Error Code: TT810


TurboTax Registration ✕

Register online now to ensure that you have access to critical product updates and services including:

- . Enabling CRANetfile and MRQ Netfile online tax filing submission
- . Updated tax forms
- . Notification, identification and resolution of product issues
- . Unlimited technical support

TurboTax registration will take less than 5 minutes of your time.

Now connect to internet and perform the update.

 TurboTax 20 Returns 2022

File Edit View Tools Preferences Window Help

New Open Save Easy Step Forms Dependant

Help about this screen or field F1

Search Options >

Contact Us

Visit the TurboTax Blog

Check for Updates

Register...

Upgrade...


Purchase more returns...

ScreenShare... Shift+Enter

Privacy Policy

About TurboTax

TurboTax 2022 ✕

 No update is available: TurboTax is up-to-date.



## TurboTax 20 Returns 2022

Copyright © 2022 Intuit Canada ULC or one of its affiliates.  
All rights reserved.

Intuit is a trade-mark of Intuit Canada ULC or one of its affiliates,  
registered in Canada and other countries.

TurboTax is a registered trade-mark, used by Intuit Canada ULC  
under license.

Other parties' brands or product names are trade-marks or  
registered trade-marks of their respective holders.

Third party code libraries from CodePlex, Copyright © 2009,  
José Manuel Menéndez Poo

All rights reserved. Version 00.01.21 Build 2006 068G14

---

This program is intended for the sole use of the purchaser. Although  
every effort has been made to ensure its accuracy, Intuit will not be liable  
for any damages arising from its use or misuse.

OK

With above steps completed you can file 20 Return from this install. If you need to file more returns you  
have to uninstall TurboTax 2022 and redo the steps again.

Thanks

Ram

21<sup>st</sup> Jan 2023

**NOTE:** It is very important you disconnect internet before you start TurboTax 2022. Once the program  
started you can connect to internet and file your tax. If you don't do this step activator will fail and  
you will see a message to enter activation code.