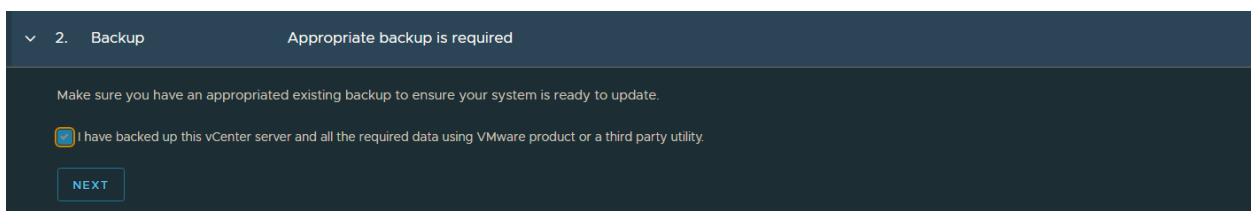
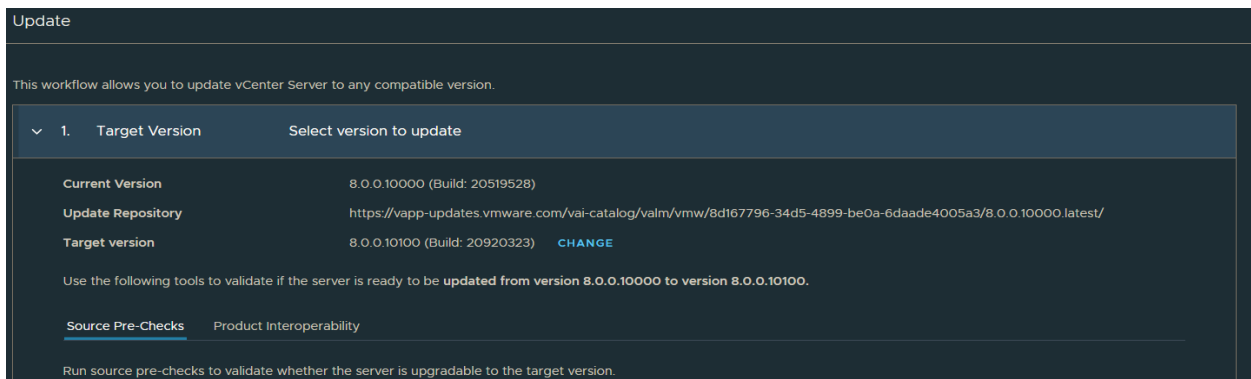
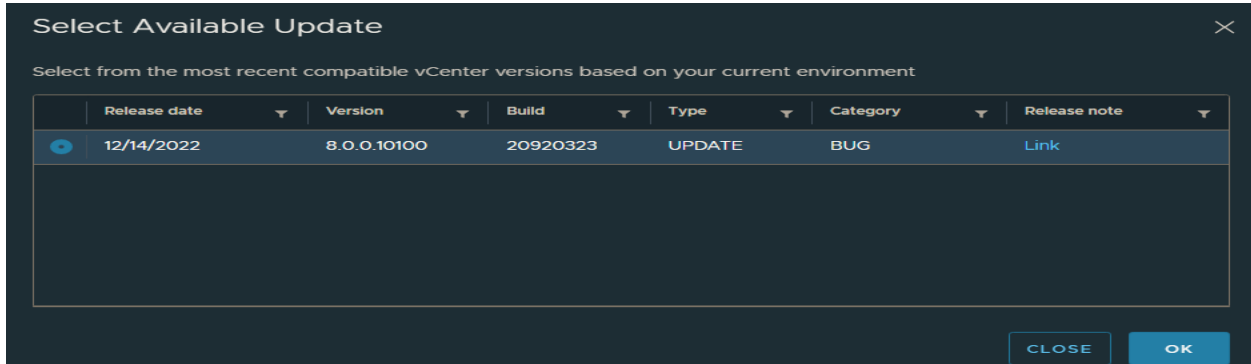
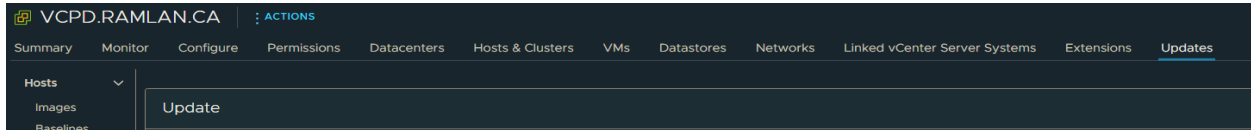


How to install vCenter 8.x update

In this post, I am going to share various ways you can update virtual appliance vCenter 8.x. VMware releases new updates for vCenter frequently. It is always good to know how you can update vCenter 8.x

Lifecycle Manager

Login to vCenter as admin – Click Updates



I did perform manual backup of vCenter to network share.

Backup Schedule [EDIT] [DEACTIVATE] [DELETE]

> Status: Activated

Activity [BACKUP NOW]

Backup Location	Type	Status	Data Transferred	Duration	End Time
smb://dc.ramlan.ca/mysha...	Manual	Complete	1.30 GB	00:02:25	Dec 31, 2022, 08:54:29 AM

Backup Location: smb://dc.ramlan.ca/myshare/vc/vCenter/sn_VCPD.RAMLAN.CA/M_8.0.0.10000_20221231-135204_
Version: VC-8.0.0
Backup server user name: administrator
Start Time: Dec 31, 2022, 08:52:04 AM

3. Prepare source vCenter Life-Cycle Manager

ⓘ For the selected target version, use GUI installer or CLI to proceed with upgrade and vCenter Server Management Interface for update.

The vCenter Server Life-cycle Manager plugin needs to be updated to the latest version in order to orchestrate properly the update process. After the plugin is updated, the UI will reload automatically.

Current Version: 8.0.0.10000 (Build: 20519528)
Required version: 8.0.0.10100 (Build: 20920323)

With above error, I am going to update using vCenter Server Appliance Management Interface (VAMI). I will Stage first and then perform Install.

vmware vCenter Server Management Sat 12-31-2022 09:09 AM EST [English] [Help] [Actions] [root]

Summary Monitor Access Networking Firewall Time Services **Update** Administration Syslog Backup

Current version details
Product: VMware vCenter Server
Version: 8.0.0.10000

Available updates History
Last Checked Dec 31, 2022, 09:07:46 AM [SETTINGS] [CHECK UPDATES]

Version	Type	Release Date	Reboot Required	Severity
8.0.0.10100	Fix	Dec 14, 2022	No	Critical

Summary: Patch for VMware vCenter Server 8.0
Pre-update checks: RUN PRE-UPDATE CHECKS
Estimated downtime: Run pre-update checks to determine estimated downtime.
Priority: Low
Services affected: 42
Download size: 6.14 GB

INSTALL UNSTAGE

Version	Type	Release Date	Reboot Required	Severity
8.0.0.10100 (Staged)	Fix	Dec 14, 2022	No	Critical

Summary: Patch for VMware vCenter Server 8.0
Pre-update checks: RUN PRE-UPDATE CHECKS
Estimated downtime: Run pre-update checks to determine estimated downtime.
Priority: Low
Services affected: 42
Download size: 6.14 GB

Install Update

1 End user license agreement
2 Backup vCenter Server

End user license agreement

VMWARE GENERAL TERMS
Last updated: 16 June 2022

By downloading or using an Offering, Customer agrees to be bound by the terms of the Agreement.

1. OFFERINGS.

1.1. Applicable Terms. The terms of the Order and these General Terms, including applicable Exhibits and Offering-specific Notes (collectively, the "Agreement") govern Customer's use of the Offerings. The following descending order of precedence applies: (a) the Order; (b) the General Terms; (c) the Exhibits; and (d) the Offering-specific Notes.

1.2. Users. Customer is responsible for its Users' compliance with the Agreement.

1.3. Restrictions. Customer may use the Offerings only for its internal use and for the benefit of its Affiliates. Affiliates may not use the Offerings. Customer may not resell or sublicense its rights to the Offerings. Customer may not use the Offerings in an application service provider, service bureau, hosted IT service, or similar capacity for third parties.

I accept the terms of the license agreement.

[CANCEL] [NEXT]

Install Update

- 1 End user license agreement
- 2 Backup vCenter Server

Backup vCenter Server

i It is recommended that you backup vCenter Server before installing any update or patch.

Estimated downtime to vCenter Server: **35 minutes**

To use the file based backup utility, [go to Backups](#)

I have backed up vCenter Server and its associated databases.

CANCEL BACK FINISH

Installation in progress

10%

Running precheck ○

CANCEL INSTALLATION

Installation succeeded

100%

Installation complete ✔

CLOSE

Current version details

Product	VMware vCenter Server
Version	8.0.0.10100

Available updates History

Last Checked Dec 31, 2022, 10:03:22 AM SETTINGS CHECK UPDATES

STAGE ONLY STAGE AND INSTALL

Version	Type	Release Date	Reboot Required	Severity
<p>No applicable update found.</p>				

Hostname: VCPD.RAMLAN.CA

Product: VMware vCenter Server

Version: 8.0.0.10100

Build number: 20920323

Uptime: 1 hour 35 minutes

Offline update of VCSA

Download latest ISO from VMWare site

Upload the ISO to ESXi datastore

Select the VCSA and connect the ISO to the VM

Open web browser and connect to VCSA VAMI as root

Go to update – Check Updates - Check CD-ROM – Select the patch and click stage & install

The update assistant will walk you through the process. Once updates are installed restart VCSA VAMI

Update via internet


This option is the mainstream option.

Login to VCSA – Go to updates – Check for updates – Select the update and click stage & install.

This process will take a bit longer to download the patches and perform the install.

Update via CLI

This is possible but we don't use that much nowadays.

Download latest ISO –  **VMware-vCenter-Server-Appliance-8.0.0.10000-20519528-patch-FP.iso**

Upload the ISO to ESXi datastore

Select the VCSA and connect the ISO to the VM

Connect to VCSA using SSH client like Putty and enter these commands

First:

```
1. software-packages stage --iso
```

Second:

```
1. software-packages list --staged
```

Third:


```
1. software-packages install --staged
```

These commands are quite self-explanatory. The first command stages (downloads) all patches to the appliance.

The second command will show you all the patches staged, while the third command will proceed with the install.

Patch VCSA using zipped bundle through Web Server

This is centralized way to automate and patch multiple VCSA in Data Center. To start

Download latest zipped patch  **VMware-vCenter-Server-Appliance-8.0.0.10100-20920323-updaterepo.zip**

Install IIS and Configure IIS Web Server on Windows Server - <http://vcloud-lab.com/entries/vcenter-server/install-and-configure-iis-web-server-on-windows-server>

Install SSL Certificate - <http://vcloud-lab.com/entries/microsoft-windows-server/install-an-ssl-tls-certificate-in-microsoft-iis-web-server>

Patch vCenter - <http://vcloud-lab.com/entries/vcenter-server/patching-update-vmware-vcenter-server-appliance-from-a-zipped-update-bundle-web-server>

Thanks

Ram

31st Dec 2022