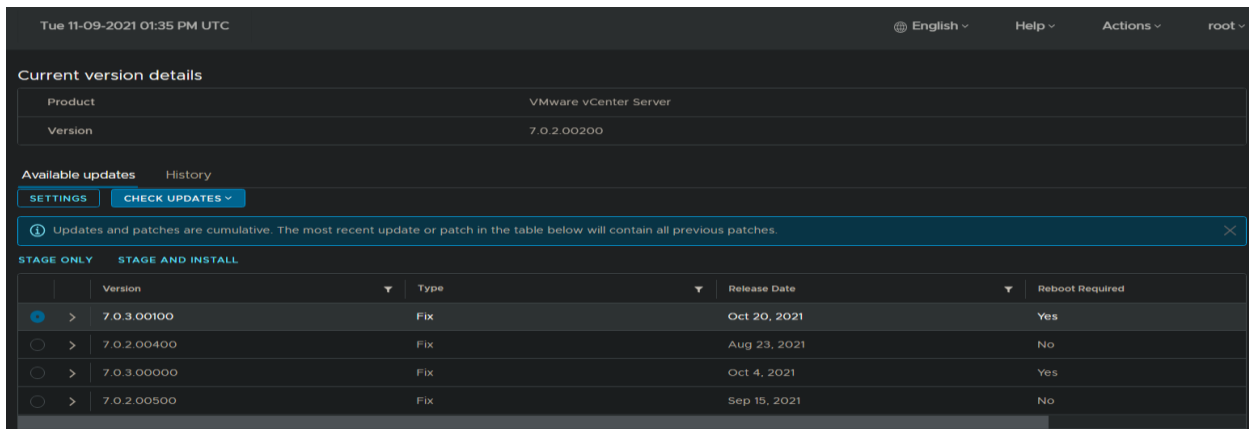


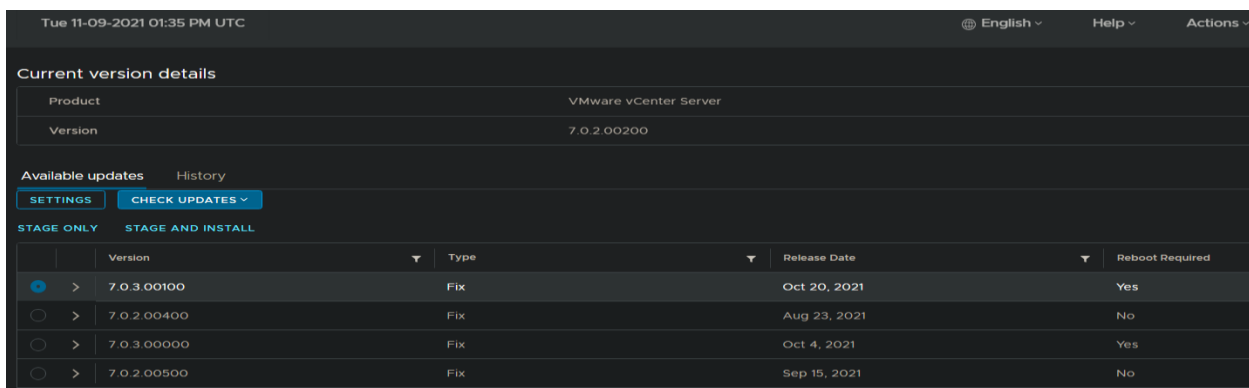
Upgrade vCenter with latest version v7.0.3.00100 Released on 20th Oct 2021

I am going to upgrade vCenter to the latest version released last month. Currently running v7.0.2.00200. Performing the upgrade directly from vCenter appliance.



The screenshot shows the vCenter update interface. At the top, it displays the current version details for VMware vCenter Server, version 7.0.2.00200. Below this, there are tabs for 'Available updates' and 'History'. The 'Available updates' tab is active, showing a 'CHECK UPDATES' button. A message states: 'Updates and patches are cumulative. The most recent update or patch in the table below will contain all previous patches.' Below the message is a table with columns for 'Version', 'Type', 'Release Date', and 'Reboot Required'. The table lists four updates:

Version	Type	Release Date	Reboot Required
7.0.3.00100	Fix	Oct 20, 2021	Yes
7.0.2.00400	Fix	Aug 23, 2021	No
7.0.3.00000	Fix	Oct 4, 2021	Yes
7.0.2.00500	Fix	Sep 15, 2021	No



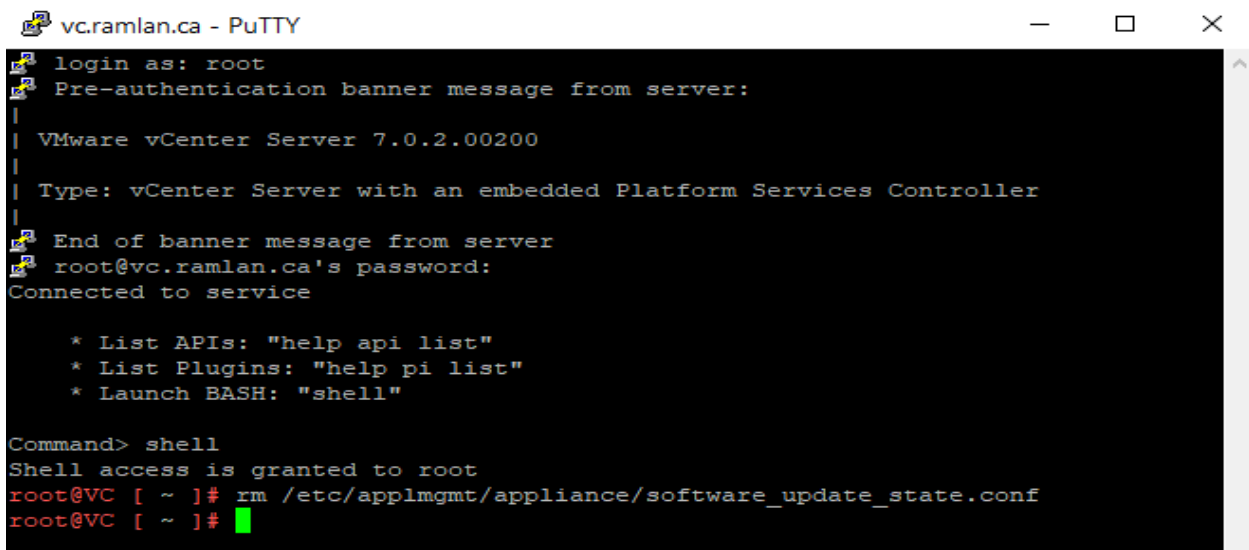
This screenshot is identical to the one above, showing the vCenter update interface with the same table of available updates.

When, I tried to Stage Only or Stage and Install – was getting below error and the fix is as follows:

! Update installation failed, vCenter Server is non-operational.

! Key subtask_order missing from dict

Open Putty – Login to vCenter appliance as Root and type this command
rm /etc/applmgmt/appliance/software_update_state.conf



The screenshot shows a PuTTY terminal window titled 'vc.ramlan.ca - PuTTY'. The user has logged in as root. The terminal output shows the pre-authentication banner message for VMware vCenter Server 7.0.2.00200. The user then enters the command 'rm /etc/applmgmt/appliance/software_update_state.conf' and the terminal shows the command being executed successfully.

```
vc.ramlan.ca - PuTTY
login as: root
Pre-authentication banner message from server:
| VMware vCenter Server 7.0.2.00200
| Type: vCenter Server with an embedded Platform Services Controller
| End of banner message from server
root@vc.ramlan.ca's password:
Connected to service

* List APIs: "help api list"
* List Plugins: "help pi list"
* Launch BASH: "shell"

Command> shell
Shell access is granted to root
root@VC [ ~ ]# rm /etc/applmgmt/appliance/software_update_state.conf
root@VC [ ~ ]#
```

Now try to perform Stage and Install. It will work – below are the upgrade screen shot...

Stage and Install Update

1 End user license agreement

2 Backup vCenter Server

End user license agreement

VMWARE END USER LICENSE AGREEMENT

PLEASE NOTE THAT THE TERMS OF THIS END USER LICENSE AGREEMENT SHALL GOVERN YOUR USE OF THE SOFTWARE, REGARDLESS OF ANY TERMS THAT MAY APPEAR DURING THE INSTALLATION OF THE SOFTWARE.

IMPORTANT-READ CAREFULLY: BY DOWNLOADING, INSTALLING, OR USING THE SOFTWARE, YOU (THE INDIVIDUAL OR LEGAL ENTITY) AGREE TO BE BOUND BY THE TERMS OF THIS END USER LICENSE AGREEMENT ("EULA"). IF YOU DO NOT AGREE TO THE TERMS OF THIS EULA, YOU MUST NOT DOWNLOAD, INSTALL, OR USE THE SOFTWARE, AND YOU MUST DELETE OR RETURN THE UNUSED SOFTWARE TO THE VENDOR FROM WHICH YOU ACQUIRED IT WITHIN THIRTY (30) DAYS AND REQUEST A REFUND OF THE LICENSE FEE, IF ANY, THAT YOU PAID FOR THE SOFTWARE.

EVALUATION LICENSE. If You are licensing the Software for evaluation purposes, Your use of the Software is only permitted in a non-production environment and for the period limited by the License Key. Notwithstanding any other provision in this EULA, an Evaluation License of the Software is provided "AS-IS" without indemnification, support or warranty of any kind, expressed or implied.

I accept the terms of the license agreement.

CANCEL NEXT

Stage and Install Update

1 End user license agreement

2 Backup vCenter Server

Backup vCenter Server

It is recommended that you backup vCenter Server before installing any update or patch.

Estimated downtime to vCenter Server: **104 minutes**

To use the file based backup utility, [go to Backups](#)

I have backed up vCenter Server and its associated databases.

CANCEL BACK FINISH

Installation in progress

0%

Staging in progress

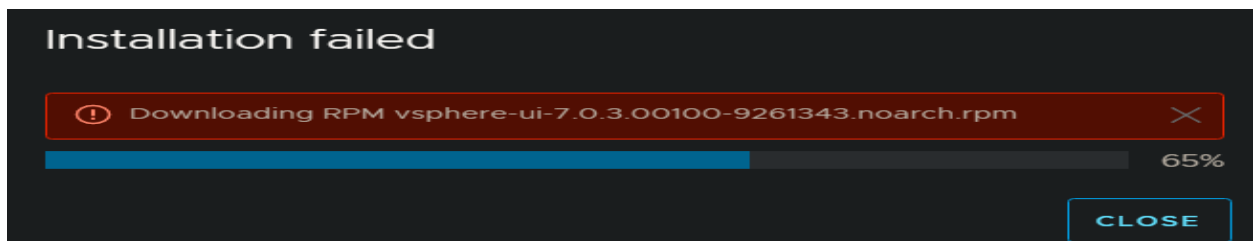
CANCEL INSTALLATION

Installation in progress

21%

Downloading RPM VMware-wcpovf-3.0.281-18735554.x86_64.rpm

CANCEL INSTALLATION



Upgrade failed. Tried the following to fix above error.

Open Putty – Login as Root with Password – Open Shell Prompt – Run this command – Reboot vCenter Appliance

```
vc.ramlan.ca - PuTTY
login as: root
Pre-authentication banner message from server:
|
| VMware vCenter Server 7.0.2.00200
|
| Type: vCenter Server with an embedded Platform Services Controller
|
End of banner message from server
root@vc.ramlan.ca's password:
Connected to service

* List APIs: "help api list"
* List Plugins: "help pi list"
* Launch BASH: "shell"

Command> shell
Shell access is granted to root
root@VC [ ~ ]# rm /etc/applmgmt/appliance/software_update_state.conf
root@VC [ ~ ]#
```

Open Putty – Login as Root with Password – Open Shell Prompt – Run this command – Wait for the install to complete

```
vc.ramlan.ca - PuTTY
login as: root
Pre-authentication banner message from server:
|
| VMware vCenter Server 7.0.2.00200
|
| Type: vCenter Server with an embedded Platform Services Controller
|
End of banner message from server
root@vc.ramlan.ca's password:
Last login: Tue Nov  9 14:03:41 2021 from 192.168.0.2
Connected to service

* List APIs: "help api list"
* List Plugins: "help pi list"
* Launch BASH: "shell"


Command> appliancesh
Unknown command: `appliancesh'
Command> shell
Shell access is granted to root
root@VC [ ~ ]# appliancesh
Password:
Connected to service

* List APIs: "help api list"
* List Plugins: "help pi list"
* Launch BASH: "shell"

Command> software-packages install --url --acceptEulas
```

```
Command> software-packages install --url --acceptEulas
[2021-11-09T14:13:50.313] : UpdateInfo: Using product version 7.0.2.00200 and build 17958471
[2021-11-09T14:13:50.313] : Target VCSA version = 7.0.3.00100
[2021-11-09 14:13:51,012] : Running requirements script.....
[2021-11-09T14:14:13.313] : Evaluating packages to stage...
[2021-11-09T14:14:13.313] : Verifying staging area
[2021-11-09T14:14:14.313] : Validating software update payload
[2021-11-09T14:14:14.313] : UpdateInfo: Using product version 7.0.2.00200 and build 17958471
[2021-11-09 14:14:14,420] : Running validate script.....
[2021-11-09T14:14:19.313] : Validation successful
[2021-11-09 14:14:19,444] : Copying software packages 182/182
[2021-11-09 14:29:40,746] : Running system-prepare script.....
[2021-11-09 14:29:47,775] : Running test transaction ....
[2021-11-09 14:29:52,832] : Running prepatch script.....
[2021-11-09 14:31:49,107] : Upgrading software packages ....
[2021-11-09T14:36:09.313] : Setting appliance version to 7.0.3.00100 build 18778458
[2021-11-09 14:36:09,841] : Running patch script.....
[2021-11-09T15:09:24.313] : Packages upgraded successfully, Reboot is required to complete the installation.
Command>
```

Tue 11-09-2021 03:11 PM UTC



Hostname:	VC.RAMLAN.CA
Product:	VMware vCenter Server
Version:	7.0.3.00100
Build number:	18778458
Uptime:	1 hour 6 minutes

Tue 11-09-2021 03:11 PM UTC English Help Actions root


Current version details

Product	VMware vCenter Server
Version	7.0.3.00100

[Available updates](#) [History](#)

Last Checked Nov 9, 2021, 10:11:37 AM SETTINGS CHECK UPDATES

STAGE ONLY STAGE AND INSTALL

Version	Type	Release Date	Reboot Required	Severity
 No applicable update found.				



Hostname: VC.RAMLAN.CA
Product: VMware vCenter Server
Version: 7.0.3.00100
Build number: 18778458
Uptime: 1 hour 7 minutes

Health Status

Overall Health	✔ Good (Last checked Nov 9, 2021, 10:12:17 AM)
CPU	✔ Good
Memory	✔ Good
Database	✔ Good
Storage	✔ Good
Swap	✔ Good

Single Sign-On

Domain	vsphere.local
Status	Running

This complete vCenter upgrade. Reboot the server as it is required after the upgrade.

Thanks

Ram Lan
9th Nov 2021