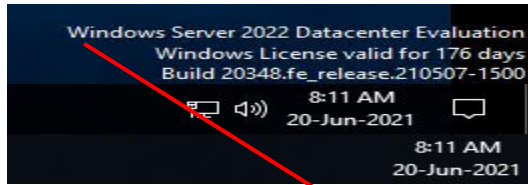


# New Windows ADK for Windows Server 2022

Microsoft released new ADK for Windows Server 2022 last week. This should be installed on a server running 2022. Do not try it on any other operating system.



I am running Windows Server 2022 within the lab and using it for Configuration Manager Endpoint Manager Technical Preview 2103. I am going to install this new ADK on this server and use it for future testing within TP2103.

You can download new ADK from here - <https://docs.microsoft.com/en-us/windows-hardware/get-started/adk-install>

<https://oofhours.com/2021/06/04/new-adk-for-windows-server-2022-released/>

## Download the ADK for Windows Server 2022


The ADK for Windows Server 2022 is designed for Windows Server 2022. Only use this version of the ADK if you're working with Windows Server 2022.

- [Download the Assessment and Deployment Kit for Windows Server 2022](#) 
- [Download the Windows PE add-on for the Assessment and Deployment Kit for Windows Server 2022](#) 
- [What's new in ADK tools for Windows Server 2022.](#)

**Note**  
The ADK and WinPE add-on for Windows Server 2022 are distributed as ISO files.

Downloads > ADK for Server 2022


Name	Date modified	Type	Size
20348.1.210507-1500.fe_release_amd64fre_ADK.iso	20-Jun-2021 7:43 ...	WinRAR archive	1,641,400 KB
20348.1.210507-1500.fe_release_amd64fre_ADKWINPEADDONS.iso	20-Jun-2021 7:50 ...	WinRAR archive	2,982,678 KB



### About Microsoft Endpoint Configuration Manager



Microsoft  
**Microsoft Endpoint Configuration Manager**


Microsoft Endpoint Configuration Manager  
Version 2103 for Technical Preview  
Console version: 5.2103.1057.1000  
Site version: 5.0.9047.1000



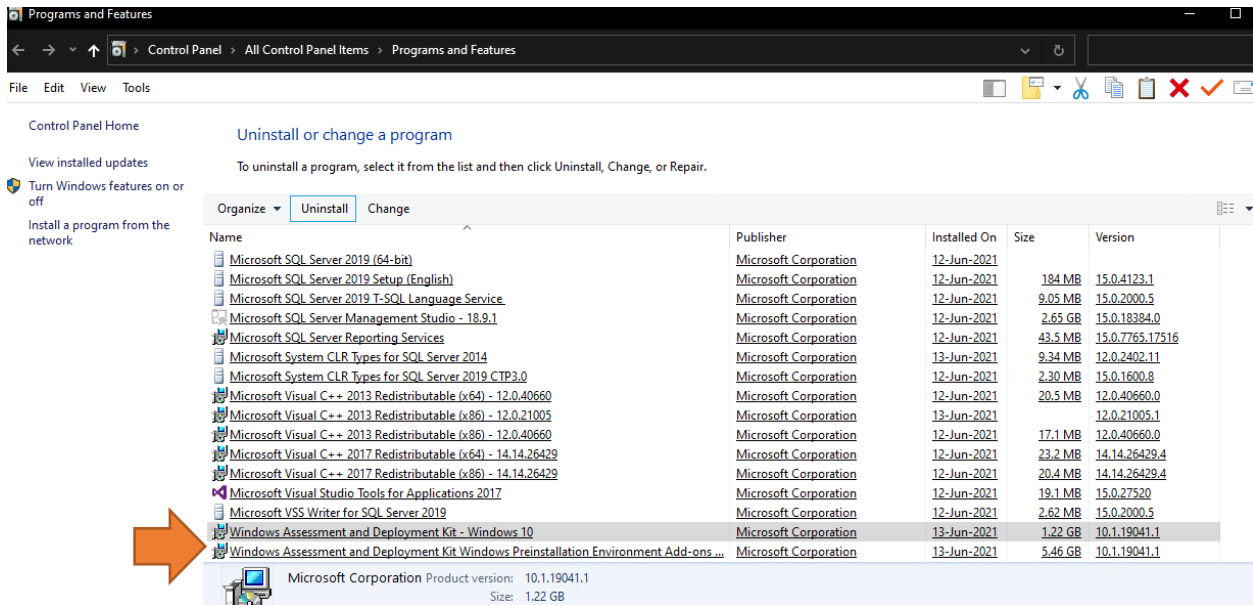
Overview > Operating Systems > Boot Images

Boot Images 0 items

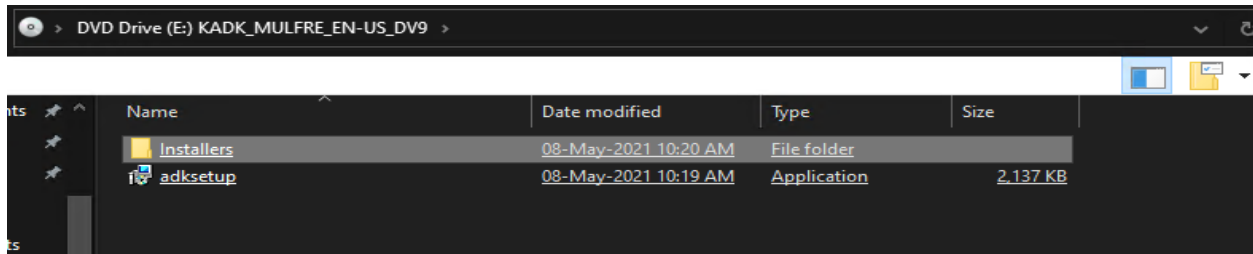
Icon	Name	Comment	Image ID	OS Version	Client Version	Version
	Boot image (x64)	This boot image is created during setup.	TPV00005	10.0.19041.1	5.00.9047.1000	
	Boot image (x86)	This boot image is created during setup.	TPV00002	10.0.19041.1		



First, I have to uninstall above ADK from control panel.



Now are ready to install new ADK. I guess no need to restart the server. Please note the new ADK is in ISO format. Mount the ISO and install.



## Windows Kits Privacy

Windows 10 Kits collects insights about how our customers use Microsoft programs and some of the problems they encounter. With these insights, Microsoft drives improvements to Windows and Windows Server to improve application and device driver quality. Insights help us to quickly identify and fix critical reliability and security issues with applications and device drivers on given configurations. For example, we can identify an application that hangs on devices using a specific version of a video driver, allowing us to work with the application and device driver vendor to address the issue. The result is less downtime, reduced costs, and increased productivity associated with troubleshooting these issues. Participation in the program is voluntary, and the end results are software improvements to better meet the needs of our customers. No code or software produced by you will be collected.

[Tell me more about the Windows 10 program.](#)

**Allow Microsoft to collect insights for the Windows 10 Kits?**

- Yes
- No

**\* Participation applies to all Windows Kits installed on this computer.**

[Privacy Statement](#)

Back

Next

Cancel

## License Agreement

You must accept the terms of this agreement to continue. If you do not accept the Microsoft Software License Terms, click Decline.

### MICROSOFT SOFTWARE LICENSE TERMS

#### MICROSOFT WINDOWS ASSESSMENT AND DEPLOYMENT KIT (ADK) FOR WINDOWS 10

These license terms are an agreement between you and Microsoft Corporation (or one of its affiliates). They apply to the software named above and any Microsoft services or software updates (except to the extent such services or updates are accompanied by new or additional terms, in which case those different terms apply prospectively and do not alter your or Microsoft's rights relating to pre-updated software or services). IF YOU COMPLY WITH THESE LICENSE TERMS, YOU HAVE THE RIGHTS BELOW. BY USING THE SOFTWARE, YOU ACCEPT THESE TERMS.

#### 1. INSTALLATION AND USE RIGHTS.

##### a. ADK.

- i. Subject to the terms of this agreement, you may install and use any number of copies of the software on your devices solely for the purpose of deploying, maintaining, assessing system quality and evaluating your systems and devices on Windows Server 2008, Windows Server 2008 R2, Windows Server 2012, Windows Server 2012 R2, Windows Vista, Windows 7, Windows 8, Windows 8.1, or Windows 10 operating system software, and subsequent versions of Windows Server and Windows operating systems.

- ii. **Windows Pre-Installation Environment.** Subject to the terms of this agreement,

Back

Accept

Decline

You don't need all of them. I am running home lab so it is OK!

Windows Assessment and Deployment Kit - Windows 10

### Select the features you want to install

Click a feature name for more information.

- Application Compatibility Tools**
- Deployment Tools
- Imaging And Configuration Designer (ICD)
- Configuration Designer
- User State Migration Tool (USMT)
- Volume Activation Management Tool (VAMT)
- Windows Performance Toolkit
- Windows Assessment Toolkit
- Microsoft User Experience Virtualization (UE-V) Templat
- Microsoft Application Virtualization (App-V) Sequencer
- Microsoft Application Virtualization (App-V) Auto Sequ
- Media eXperience Analyzer

#### Application Compatibility Tools

Size: 7.8 MB

Tools to help mitigate application compatibility issues.

Includes:

- Compatibility Administrator
- Standard User Analyzer (SUA)

Estimated disk space required: 1.6 GB  
Disk space available: 211.2 GB

< [Progress Bar] >

Back Install Cancel

Windows Assessment and Deployment Kit - Windows 10

## Welcome to the Windows Assessment and Deployment Kit - Windows 10!

Launch the Getting Started Guide

Learn more about Windows Assessment and Deployment Kit - Windows 10 and how it can help you design and deploy Windows, and help you build high quality experiences.

Close

Name	Date modified	Type	Size
Installers	08-May-2021 10:23 AM	File folder	
adkwinpesetup	08-May-2021 10:22 AM	Application	1,553 KB

Windows Assessment and Deployment Kit Windows Preinstallation Environment Add-ons - Windows 10

## Specify Location

- Install the Windows Assessment and Deployment Kit Windows Preinstallation Environment Add-ons - Windows 10 to this computer

Install Path:

C:\Program Files (x86)\Windows Kits\10\

Browse...

\* Windows Kit common installation path used

- Download the Windows Assessment and Deployment Kit Windows Preinstallation Environment Add-ons - Windows 10 for installation on a separate computer

Download Path:

C:\Users\administrator.RAMLAN\Downloads\Windows Kits\10\ADKWinPEAddons

Browse...

Estimated disk space required:

5.8 GB

Disk space available:

209.4 GB

Next

Cancel

Windows Assessment and Deployment Kit Windows Preinstallation Environment Add-ons - Windows 10

## Select the features you want to install

Click a feature name for more information.

Windows Preinstallation Environment (Windows PE)

### Windows Preinstallation Environment (Windows PE)

Size: 5.8 GB

Minimal operating system designed to prepare a computer for installation and servicing of Windows.

Includes:

- Windows PE (x86)
- Windows PE (AMD64)
- Windows PE (ARM)
- Windows PE (ARM64)

Estimated disk space required:

5.8 GB

Disk space available:

209.4 GB

Back

Install

Cancel

## Welcome to the Windows Assessment and Deployment Kit Windows Preinstallation Environment Add-ons - Windows 10!

Close

Programs and Features

Control Panel > All Control Panel Items > Programs and Features

File Edit View Tools

Control Panel Home

Uninstall or change a program

Turn Windows features on or off

Install a program from the network

To uninstall a program, select it from the list and then click Uninstall, Change, or Repair.

Organize Uninstall

Name	Publisher	Installed On	Size	Version
Microsoft SQL Server 2019 (64-bit)	Microsoft Corporation	12-Jun-2021		
Microsoft SQL Server 2019 Setup (English)	Microsoft Corporation	12-Jun-2021	184 MB	15.0.4123.1
Microsoft SQL Server 2019 T-SQL Language Service	Microsoft Corporation	12-Jun-2021	9.05 MB	15.0.2000.5
Microsoft SQL Server Management Studio - 18.9.1	Microsoft Corporation	12-Jun-2021	2.65 GB	15.0.18384.0
Microsoft SQL Server Reporting Services	Microsoft Corporation	12-Jun-2021	43.5 MB	15.0.7765.17516
Microsoft System CLR Types for SQL Server 2014	Microsoft Corporation	13-Jun-2021	9.34 MB	12.0.2402.11
Microsoft System CLR Types for SQL Server 2019 CTP3.0	Microsoft Corporation	12-Jun-2021	2.30 MB	15.0.1600.8
Microsoft Visual C++ 2013 Redistributable (x64) - 12.0.40660	Microsoft Corporation	12-Jun-2021	20.5 MB	12.0.40660.0
Microsoft Visual C++ 2013 Redistributable (x86) - 12.0.21005	Microsoft Corporation	13-Jun-2021		12.0.21005.1
Microsoft Visual C++ 2013 Redistributable (x86) - 12.0.40660	Microsoft Corporation	12-Jun-2021	17.1 MB	12.0.40660.0
Microsoft Visual C++ 2017 Redistributable (x64) - 14.14.26429	Microsoft Corporation	12-Jun-2021	23.2 MB	14.14.26429.4
Microsoft Visual C++ 2017 Redistributable (x86) - 14.14.26429	Microsoft Corporation	12-Jun-2021	20.4 MB	14.14.26429.4
Microsoft Visual Studio Tools for Applications 2017	Microsoft Corporation	12-Jun-2021	19.1 MB	15.0.27520
Microsoft VSS Writer for SQL Server 2019	Microsoft Corporation	12-Jun-2021	2.62 MB	15.0.2000.5
Windows Assessment and Deployment Kit - Windows 10	Microsoft Corporation	20-Jun-2021	1.69 GB	10.1.20348.1
Windows Assessment and Deployment Kit Windows Preinstallation Environment Add-ons - Windows 10	Microsoft Corporation	20-Jun-2021	5.80 GB	10.1.20348.1

We have to distribute the new ADK to all the DP's. After distributing, I performed update DP's, so the OS version will change accordingly. See the screen shot for Boot Image x64. It matches the version we installed.



Boot Images 2 items

Search

Icon	Name	Comment	Image ID	OS Version	Client Version	Version
	Boot image (x64)	This boot image is created during setup.	TPV00005	10.0.20348.1	5.00.9047.1000	
	Boot image (x86)	This boot image is created during setup.	TPV00002	10.0.19041.1		



General

General

Content Destination

Summary

Progress

Completion

### Review selected content

You have selected the following content for distribution.

Content:

Boot image (x64)

Some content might have associated dependencies that must be installed before the content can be installed.

Detect associated content dependencies and add them to this distribution

< Previous

Next >

Summary

Cancel



Content Destination

General

Content Destination

Summary

Progress

Completion

### Specify the content destination

Content will be distributed to the following distribution points, distribution point groups, and the distribution point groups that are currently associated with collections.

Content destination:

Name	Description	Associations
TP2103.RAMLAN.CA	Distribution point	

Add

Remove


< Previous

Next >

Summary

Cancel

Distribute Content Wizard ✕

 Summary

General  
Content Destination  
**Summary**  
Progress  
Completion

### Confirm the settings

Details:

Content (1):

- Boot image (x64)

Collections (0):

Distribution point groups (0):


Distribution points (1):

- TP2103.RAMLAN.CA


To change these settings, click Previous. To apply the settings, click Next.

< Previous Next > Summary Cancel

Distribute Content Wizard ✕

 Completion

General  
Content Destination  
Summary  
Progress  
**Completion**

 **The task "Distribute Content Wizard" completed successfully**

Details:

Content (1):

- Boot image (x64)

Collections (0):

Distribution point groups (0):

Distribution points (1):

- TP2103.RAMLAN.CA

To exit the wizard, click Close.

< Previous Next > Summary Close

With this we have completed ADK install. Nothing to test for now. May be later....

Thanks

**Ram Lan**  
**20<sup>th</sup> Jun 2021**