


Installing KB10036164 – Current Branch 2103

In this post, I am going to install above KB released by Microsoft last week. This KB fixes the following issues within CB2103.

<https://docs.microsoft.com/en-us/mem/configmgr/hotfix/2103/10036164>

Update rollup for Microsoft Endpoint Configuration Manager version 2103

06/11/2021 • 6 minutes to read • 

Applies to: Configuration Manager (current branch, version 2103)

Summary of KB10036164

This article describes issues that are fixed in this update rollup for Microsoft Endpoint Configuration Manager current branch, version 2103. This update applies both to customers who opted in through a PowerShell script to the early update ring deployment, and customers who installed the globally available release. For more information on changes in Configuration Manager version 2103, see:

- [What's new in version 2103 of Configuration Manager current branch](#)
- [Summary of changes in Microsoft Endpoint Configuration Manager current branch, version 2103](#)

Issues that are fixed

- Deployment of an operating system image may fail under the following conditions:
 - The image is deployed using standalone media, such as a USB drive.
 - The computer restarts between two **Install Application** task sequence steps.
 - The first **Install Application** task sequence step does not have the **Continue on error** option enabled.

When this issue occurs, errors resembling the following are recorded in the `smsts.log`.

```
text Copy
App install failed.
...
Install application action failed: '{*application_name*}'. Error Code 0x80004005
Sending error status message
The client GUID must be set in an environment variable.
GetClientIDs() failed. 80004005
GetClientIDs (sClientIdentity, sClientGUID_Ext), HRESULT=80004005
Non fatal error 0x80004005 in sending task sequence execution status message to Management Point
Install application action cannot continue. ContinueOnErrorFlag is set to false.
Install Static Applications failed, hr=0x80004005
Process completed with exit code 214750037
Failed to run the action: Install Application. Error -2147467259
```

- Applications don't upgrade as expected under the following conditions:
 - *App1* is deployed and installed for *User1*.
 - The deployment of *App2* supersedes *App1*, and the option **Automatically upgrade any superseded versions of this application** is enabled.
 - *User2* logs in to the same computer. When these conditions occur, *App2* doesn't automatically replace *App1* as expected.
- The **Install Package** task sequence step repeats indefinitely under the following conditions:
 - Packages defined with the **Set Dynamic Variables** task are used as part of the **Install Package** task sequence step.
 - The same program is called more than once, and that program returns a pending reboot exit code of 3010.
 - The computer is rebooted after the second run of the program that returns the 3010 exit code.
- The **Import-CMQuery** PowerShell cmdlet fails with a MOF compilation error after updating to Configuration Manager version 2103.
- Selecting the **Task Sequences** node after selecting the **References** tab in deployment details causes the console to terminate unexpectedly.
- Content for Microsoft updates fails to download if an Alternate Content Provider (ACP) is in use, and the client switches to a different network during the download process. An error resembling the following is recorded in the `ctm.log` file.

```
text Copy
CTM job {GUID} encountered error 0x80070057 during download ('Scm Client is IBCM')- The error is non retrievable.
CTM encountered error processing reply from DTS. Code 0x80004004
```

- Client installation from a cloud management gateway (CMG) fails if the client is unable to contact the internal management point. The `cmsetup.log` file contains an error resembling the following.

```
text Copy
Failed to correctly receive a WEBDAV HTTPS request.. (StatusCode at WinHttpRequestHeaders: 405)
```

- Applications do not appear as expected in Software Center if there is a single quotation mark in the **Keywords** field of the application's properties. The `cidownloader.log` and `cistore.log` files contain errors resembling the following.

```
text Copy
m_spCIStore->StoreCI(spIEnum), HRESULT=87d00215
CCIStore::GetCIEx - Requested CI ModelName ScopeId_{GUID}/Application_{GUID}, Version 25 not found in [Store] (C
```

- Task sequences that run with the **Run as high performance power plan** option enabled due not revert to the previously defined power plan when complete.
- If a required scheduled task sequence attempts to run during an in-place upgrade, and the client is in provisioning mode, the scheduled task sequence and the upgrade fail. This happens because the scheduled task sequence fails when the client is in provisioning mode, then cleans up the task sequence environment. This, in turn, causes the in-place upgrade to fail. The `smsts.log` contains errors resembling the following.

```
text Copy
Install Software failed to run command line, hr=0x80070002
Process completed with exit code 2147942402
Failed to run the action: Collect Post-Upgrade Computer Data. Error -2147024894
Management Point name must be set in an environment variable
```

- The **Apply Operating System** task fails if you set the option **Logical drive letter stored in a variable** under the **Destination** field to the variable `_OSDDetectedWinDrive`. The variable incorrectly adds a backslash character to the drive letter, causing later operations to fail. Errors resembling the following are recorded in the `smsts.log` file.

```
text Copy
Set command line: "OSDApplyOS.exe" /image:PRI00001,1 /target:C:\ /runfromnet:False
...
CDisk::IsLocalHardDrive(volume), HRESULT=80070057
The drive letter 125 does not correspond to a local hard drive.
The requested target could not be resolved to a valid volume on this computer. Check your task sequence to ensure
The parameter is incorrect. (Error: 80070057; Source: Windows)
Process completed with exit code 2147942487
Failed to run the action: Apply Operating System. Error -2147024809
...
The execution of the group (Install Operating System) has failed and the execution has been aborted. An action f
Failed to run the last action: Apply Operating System. Result -2147024809. Execution of task sequence failed.
```

- The deployment of an operating system using boot media over a cloud management gateway may fail if the management point is configured for Internet-only communication. Errors resembling the following are recorded in the `TSMBootstrap.log` file.

```
text Copy
Error. Status code 500 - (CMGConnector_InternalServerError) returned
RequestMPKeyInformation: Send() failed.
MPKeyInformation.RequestMPKeyInformationForMedia(szTrustedRootKey), HRESULT=80004005
Failed to get information for MP
```

- The SMS Executive Service (`smsexec.exe`) terminates unexpectedly under either of the following conditions.
 - If a request timeout occurs during the Azure Active Directory group discovery process.
 - During rule processing if an automatic deployment rule (ADR) contains fewer than two rule actions.
- A task sequence may fail to complete if the content location lookup returns `0x8000000a` (`E_PENDING`). The `CcmMessaging.log` and `smsts.log` contain errors resembling the following.

text

Copy

```
CCMMessaging:
_TranslateAddress(msgHeader, &bLocalEndpoint, sTargetEndpoint), HRESULT=8000000a
CForwarder_Base::Send failed (0x8000000a).

smsts:
CAppMgmtSDK::GetEvaluationState <applicationID> = DownloadFailed
Installation job completed with exit code 0x00000000
Execution status received: 24 (Application download failed )
App install failed.
...
Install application action failed: 'Application name'. Error Code 0x80004005
```

Hotfixes that are included in this update

- KB [9603111](#) Update for Microsoft Endpoint Configuration Manager version 2103, early update ring
- KB [9833643](#) Console update for Microsoft Endpoint Configuration Manager version 2103

Update information for Microsoft Endpoint Configuration Manager current branch, version 2103

This update is available in the Updates and Servicing node of the Configuration Manager console for environments that were installed by using early update ring or globally available builds of version 2103.

Members of the Configuration Manager Technology Adoption Program (TAP) must first apply the private TAP rollup before this update is displayed.

To verify which build is in use, look for a Package GUID by adding the Package GUID column to the details pane of the Updates and Servicing node in the console. The update applies to installations from packages that have the following GUIDs:

- 41F02C4C-BB4B-4B8D-9299-059860339DAB
- ADADCCD5-B406-4752-91C1-C67F3024A8BD
- A052B360-A8CF-43CE-BFF8-D5DF4D14DAEC
- 6232ED65-9931-4C7D-9A6B-DD99B56478DB
- A682F854-A8AF-4F25-83B0-D9CFDFAFE659
- 8F4FEBB7-F5C4-4D73-893F-29042015727F

The update is also applicable to TAP builds with the private TAP rollup (1F2BD028-C818-4626-B088-49E354775B6F) installed. New installations from 2103 media, as opposed to updates from prior versions, will not have any package GUIDs listed.

Restart information

This update does not require a computer restart but will initiate a [site reset](#) after installation.

Additional installation information

After you install this update on a primary site, pre-existing secondary sites must be manually updated. To update a secondary site in the Configuration Manager console, select **Administration > Site Configuration > Sites > Recover Secondary Site**, and then select the secondary site. The primary site then reinstalls that secondary site by using the updated files. Configurations and settings for the secondary site are not affected by this reinstallation. The new, upgraded, and reinstalled secondary sites under that primary site automatically receive this update.

Run the following SQL Server command on the site database to check whether the update version of a secondary site matches that of its parent primary site:

code

Copy

```
select dbo.fnGetSecondarySiteCMUpdateStatus ('SiteCode_of_secondary_site')
```

If the value 1 is returned, the site is up to date, with all the hotfixes applied on its parent primary site.

If the value 0 is returned, the site has not installed all the fixes that are applied to the primary site, and you should use the **Recover Secondary Site** option to update the secondary site.

Version information

The following major components are updated to the versions specified:

Component	Version
Configuration Manager console	5.2103.1059.3100
Client	5.0.9049.1035

Saved Searches Search
 Install Update Pack
 Run prerequisite check
 Retry installation
 Ignore prerequisite warnings
 Promote Pre-production Client
 Report update error to Microsoft
 Download

iew ▾ Updates and Servicing ▾

Updates and Servicing 4 items

Search

Name	Date Released	State	Prereq Only	Package Guid
Configuration Manager 2103 Hotfix Rollup (KB100...	08-Jun-2021 12:00 AM	Ready to install	No	AFBA5155-1A37-4A71-ADC9-9A9E0B1D399A

Configuration Manager Updates Wizard



General

General

- Client update options
- License Terms
- Summary
- Progress
- Completion

Configuration Manager 2103 Hotfix Rollup (KB10036164)

This wizard helps you configure and install this update.

[Learn more.](#)

This version includes:

Configuration Manager site server updates
 Configuration Manager console updates
 Configuration Manager client updates

Prerequisite warnings:

Ignore any prerequisite check warnings and install this update regardless of missing requirements.

[Privacy Statement](#)

< Previous **Next >** Summary Cancel

Configuration Manager Updates Wizard



Client update options

General

Client update options

- License Terms
- Summary
- Progress
- Completion

Client update settings

This update includes an update for the Configuration Manager client. You can upgrade your clients immediately, or validate this client in a pre-production collection before you upgrade all your Configuration Manager clients.

Upgrade without validating

Overwrites your current Configuration Manager client package with the new client update. All new client installations and client upgrades use this new client update.

Validate in pre-production collection

Validate the client update on members of the pre-production collection while you keep your production client package intact. Later, you can overwrite the production package using Client Update Options in the Updates and Servicing node of the Configuration Manager console.

Pre-production collection:

Browse...

< Previous **Next >** Summary Cancel



License Terms

- General
- Client update options
- License Terms
- Summary
- Progress
- Completion

Review and accept the terms for this update pack

You must accept the License Terms and Privacy Statement to continue installation.

[View the License Terms](#)

[View the Privacy Statement](#)

I accept these License Terms and Privacy Statement.

[Learn more](#)

< Previous
Next >
Summary
Cancel



Summary

- General
- Client update options
- License Terms
- Summary
- Progress
- Completion

Confirm the settings

Details:

Summary of update package installation

Install Update Package Configuration Manager 2103 Hotfix Rollup (KB10036164)
 Prerequisite warnings will be ignored
 Test new version of the client in production

To change these settings, click Previous. To apply the settings, click Next.

< Previous
Next >
Summary
Cancel



Completion

General


- Client update options
- License Terms
- Summary
- Progress
- Completion**



The task "Configuration Manager Updates Wizard" completed successfully

Details:

Summary of update package installation

 Success: Install Update Package Configuration Manager 2103 Hotfix Rollup (KB10036164)
 Prerequisite warnings will be ignored
 Test new version of the client in production

To exit the wizard, click Close.

< Previous

Next >


Summary

Close

Updates and Servicing 4 items

Search

Name	Date Released	State	Prereq Only	Package Guid	Full Version	Client Version
Configuration Manager 2103 Hotfix Rollup (KB100...	08-Jun-2021 12:00 AM	Installing	No	AFBA5155-1A37-4A71-ADC9-9A9E0B1D399A	5.00.9049.1035	5.00.9049.1035

 A new version of the console is available (5.2103.1059.3100). Working in the old console (5.2103.1059.2300) might corrupt data.

[Install the new console version](#)

1/1



When I tried to install the new console was getting error. Had to restart the server and the install went without any issue.

Configuration Manager



A new version of the console is available (5.2103.1059.3100).
 Click OK to close the console and install the new version now.
 Click Cancel to continue working with the old console (5.2103.1059.2300). Working in the old console might corrupt data.

OK

Cancel

Microsoft Endpoint Configuration Manager Console

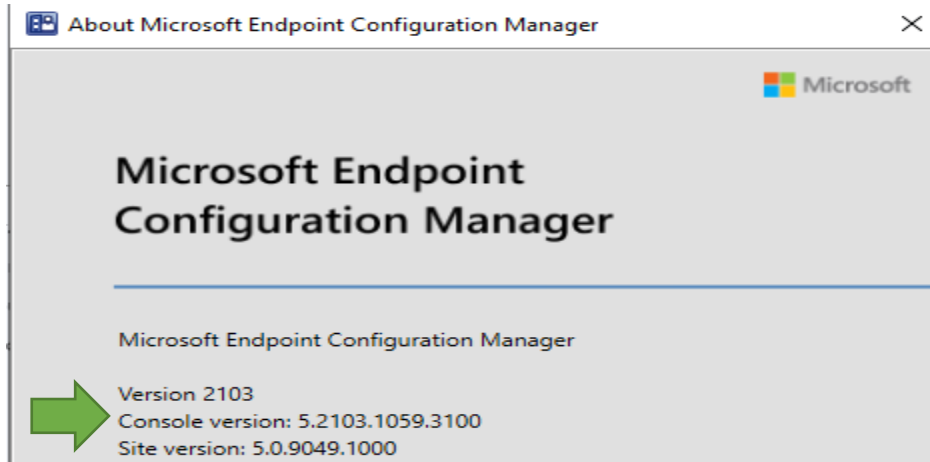


Please wait while Windows configures Microsoft Endpoint Configuration Manager Console

Time remaining: 3 seconds



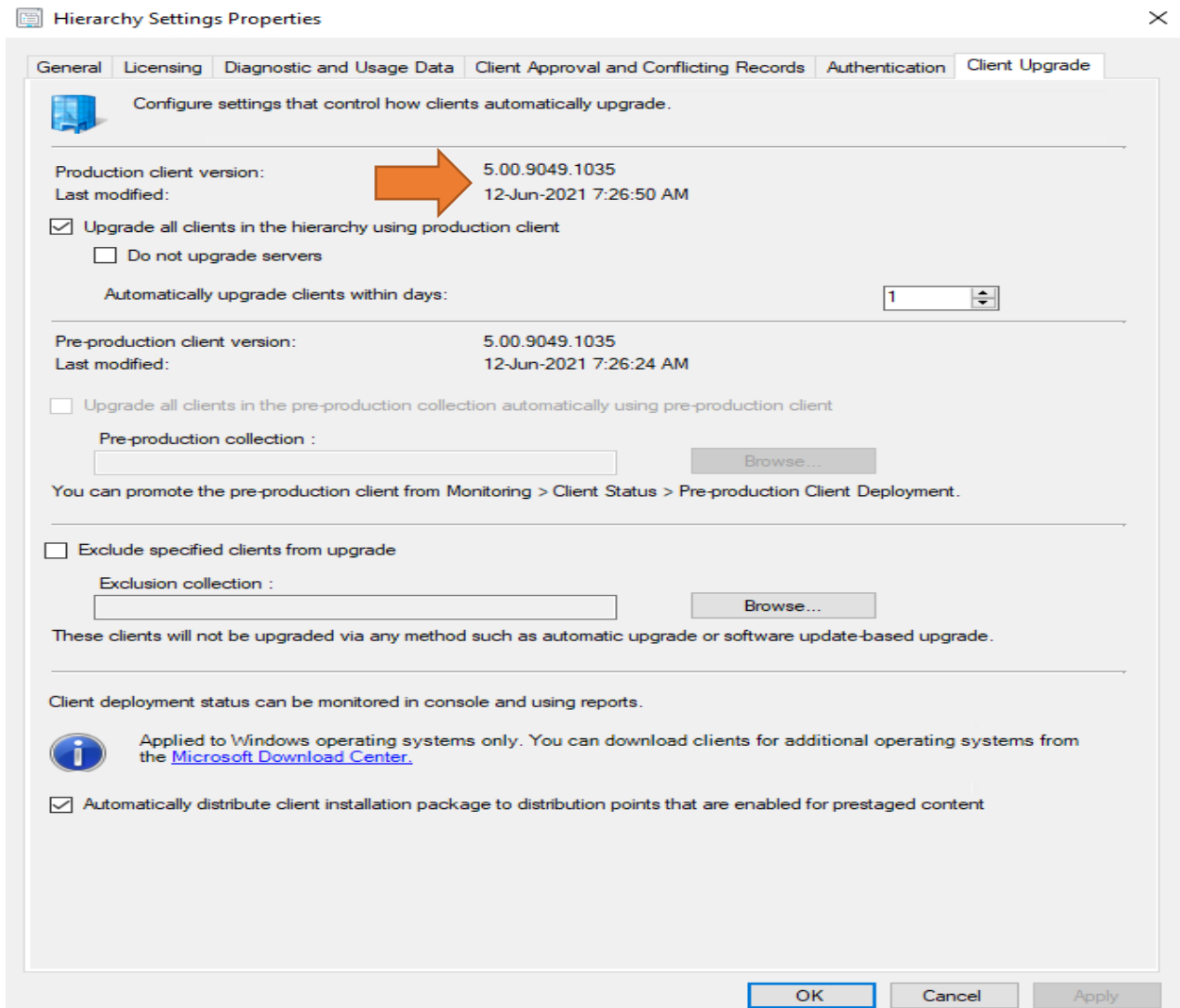
Cancel



Updates and Servicing 2 items

Search

Name	Date Released	State	Prereq Only	Package Guid	Full Version	Client Version
Configuration Manager 2103 Hotfix Rollup (KB10036164)	08-Jun-2021 12:00 AM	Installed	No	AFBA5155-1A37-4A71-ADC9-9A9E0B1D399A	5.00.9049.1035	5.00.9049.1035



This complete the installation of above KB.

Thanks

Ram Lan
12th June 2021