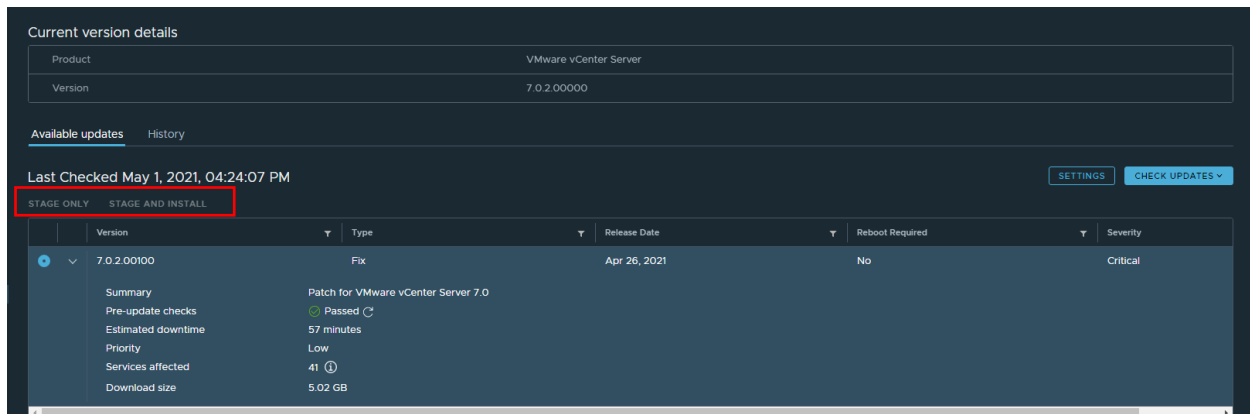


vCenter Update 7.0.2.00100 Installation

In this post, I am going to share the steps to upgrade vCenter appliance to above version. VMware released the update last month. When, I tried to perform the update both Stage Only and Stage and Install were grayed out. I was not able to update vCenter appliance.



I had to do the following:

Open Putty

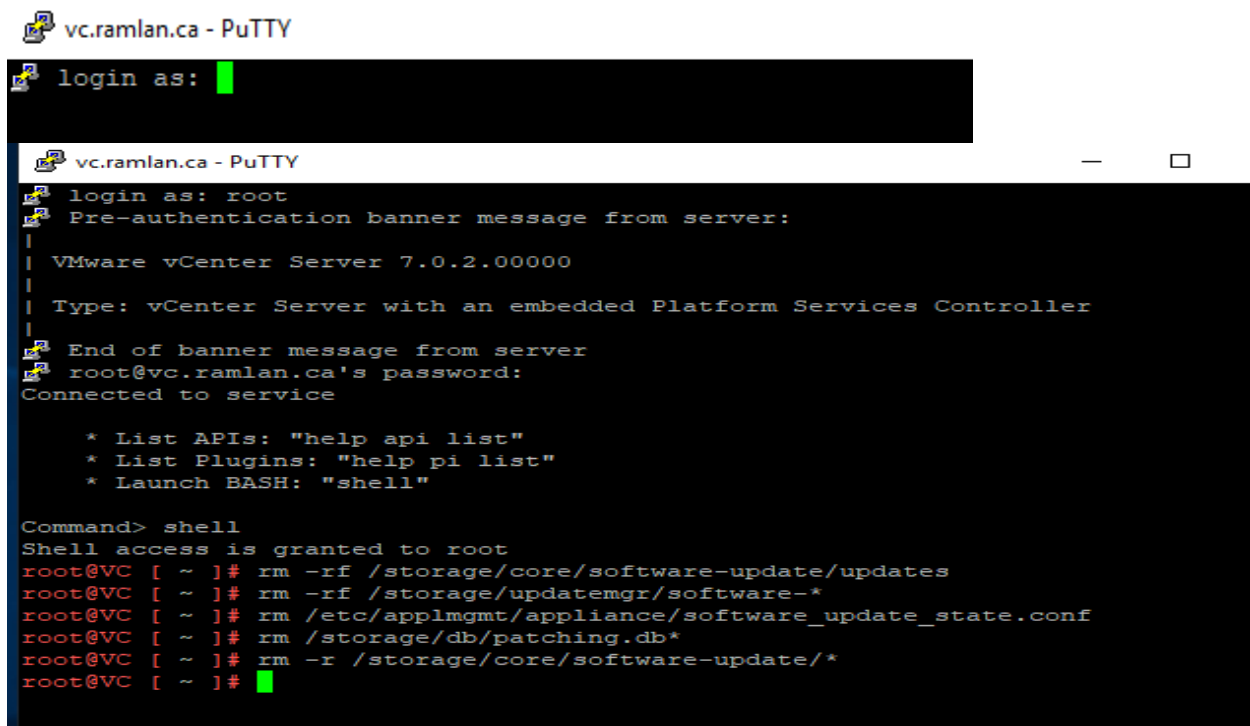
Login to vCenter Appliance as Root

Enter Root Password

Once connected to vCenter Appliance – I need to be in shell prompt. Once, I was at shell prompt ran these commands.

```
rm -rf /storage/core/software-update/updates
rm -rf /storage/updatemgr/software-*
rm /etc/applmgmt/appliance/software_update_state.conf
rm /storage/db/patching.db*
rm -r /storage/core/software-update/*
```

After that both Stage Only and Stage and Install were available for update.



Click Update tab – After that Stage Only and Stage and Install should be available and not grayed out.

vmw vCenter Server Management Sat 05-01-2021 08:33 PM UTC

Summary
Monitor
Access
Networking
Firewall
Time
Services
Update

Current version details

Product	VMware vCenter Server
Version	7.0.2.00000

Available updates History

Last Checked May 1, 2021, 04:33:02 PM

STAGE ONLY STAGE AND INSTALL

Version	Type	Release Date	Reboot Required
7.0.2.00100	Fix	Apr 26, 2021	No

Current version details

Product	VMware vCenter Server
Version	7.0.2.00000

Available updates History

Last Checked May 1, 2021, 04:33:02 PM

STAGE ONLY STAGE AND INSTALL

Version	Type	Release Date	Reboot Required
7.0.2.00100	Fix	Apr 26, 2021	No

Current version details

Product	VMware vCenter Server
Version	7.0.2.00000

Available updates History

Last Checked May 1, 2021, 04:33:02 PM

STAGE ONLY STAGE AND INSTALL

Version	Type	Release Date	Reboot Required
7.0.2.00100	Fix	Apr 26, 2021	No

Staging (15%) CANCEL

Current version details

Product	VMware vCenter Server
Version	7.0.2.00000

Available updates History

Last Checked May 1, 2021, 04:33:02 PM

STAGE ONLY STAGE AND INSTALL

Version	Type	Release Date	Reboot Required
7.0.2.00100	Fix	Apr 26, 2021	No

Staging (40%) CANCEL

Current version details

Product	VMware vCenter Server
Version	7.0.2.00000

Available updates History

Last Checked May 1, 2021, 04:33:02 PM

INSTALL UNSTAGE

Version	Type	Release Date	Reboot Required
7.0.2.00100 (Staged)	Fix	Apr 26, 2021	No

Install Update

1 End user license agreement

2 Backup vCenter Server

End user license agreement

VMWARE END USER LICENSE AGREEMENT

PLEASE NOTE THAT THE TERMS OF THIS END USER LICENSE AGREEMENT SHALL GOVERN YOUR USE OF THE SOFTWARE, REGARDLESS OF ANY TERMS THAT MAY APPEAR DURING THE INSTALLATION OF THE SOFTWARE.

IMPORTANT-READ CAREFULLY: BY DOWNLOADING, INSTALLING, OR USING THE SOFTWARE, YOU (THE INDIVIDUAL OR LEGAL ENTITY) AGREE TO BE BOUND BY THE TERMS OF THIS END USER LICENSE AGREEMENT ("EULA"). IF YOU DO NOT AGREE TO THE TERMS OF THIS EULA, YOU MUST NOT DOWNLOAD, INSTALL, OR USE THE SOFTWARE, AND YOU MUST DELETE OR RETURN THE UNUSED SOFTWARE TO THE VENDOR FROM WHICH YOU ACQUIRED IT WITHIN THIRTY (30) DAYS AND REQUEST A REFUND OF THE LICENSE FEE, IF ANY, THAT YOU PAID FOR THE SOFTWARE.

EVALUATION LICENSE. If you are licensing the Software for evaluation purposes, your use of the Software is only permitted in a non-production environment and for the period limited by the License Key. Notwithstanding any other provision in this EULA, an Evaluation License of the Software is provided "AS-IS" without indemnification, support or warranty of any kind, expressed or implied.

I accept the terms of the license agreement.

CANCEL

NEXT

Install Update

1 End user license agreement

2 Additional information

3 Backup vCenter Server

Additional information

Single Sign-On administrator password ⓘ

.....

CANCEL

BACK

NEXT

Install Update

- 1 End user license agreement
- 2 Additional information
- 3 Backup vCenter Server

Backup vCenter Server

ⓘ It is recommended that you backup vCenter Server before installing any update or patch.

Estimated downtime to vCenter Server: 2 minutes

To use the file based backup utility, [go to Backups](#)


I have backed up vCenter Server and its associated databases.


CANCEL

BACK

FINISH


Installation in progress




Running precheck 

CANCEL INSTALLATION

Installation in progress




Stopping services 

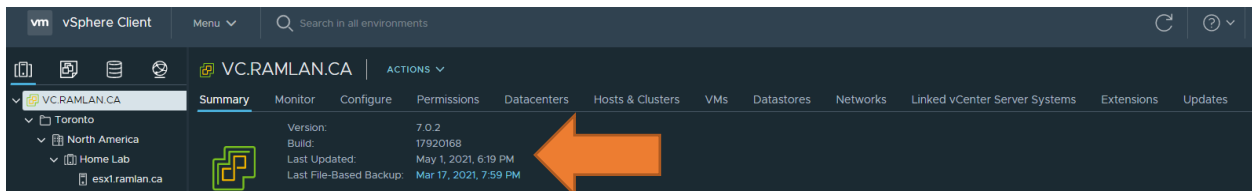
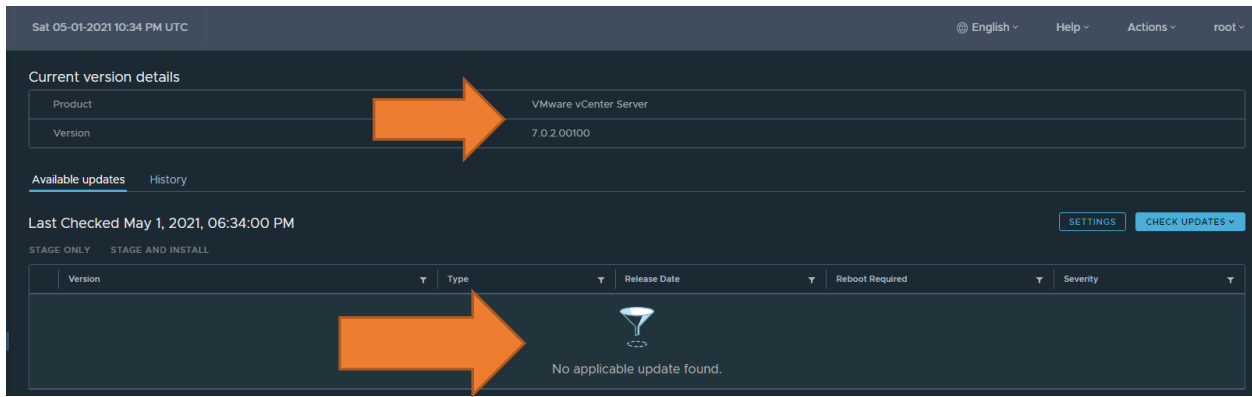
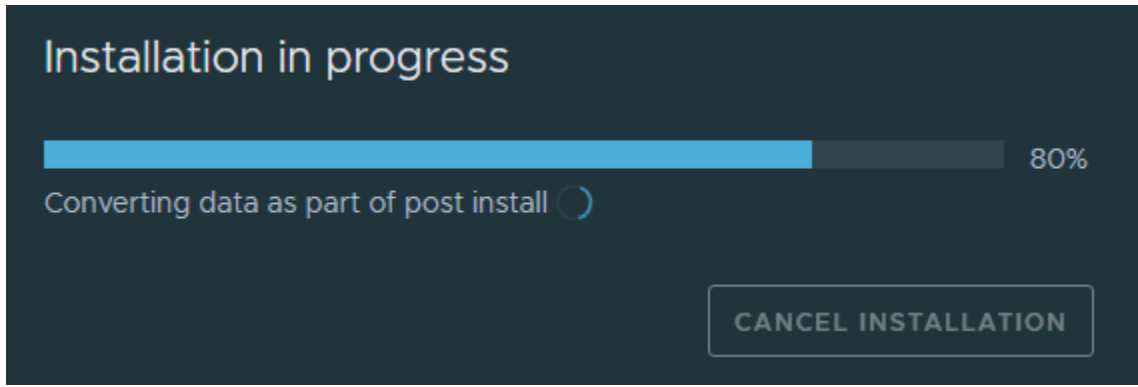
CANCEL INSTALLATION

Installation in progress



Installing RPM applmgmt-7.0.2.00100-8901434.x86_64.rpm 

CANCEL INSTALLATION



This complete the update process for vCenter appliance.

Thanks

Ram Lan
1st May 2021