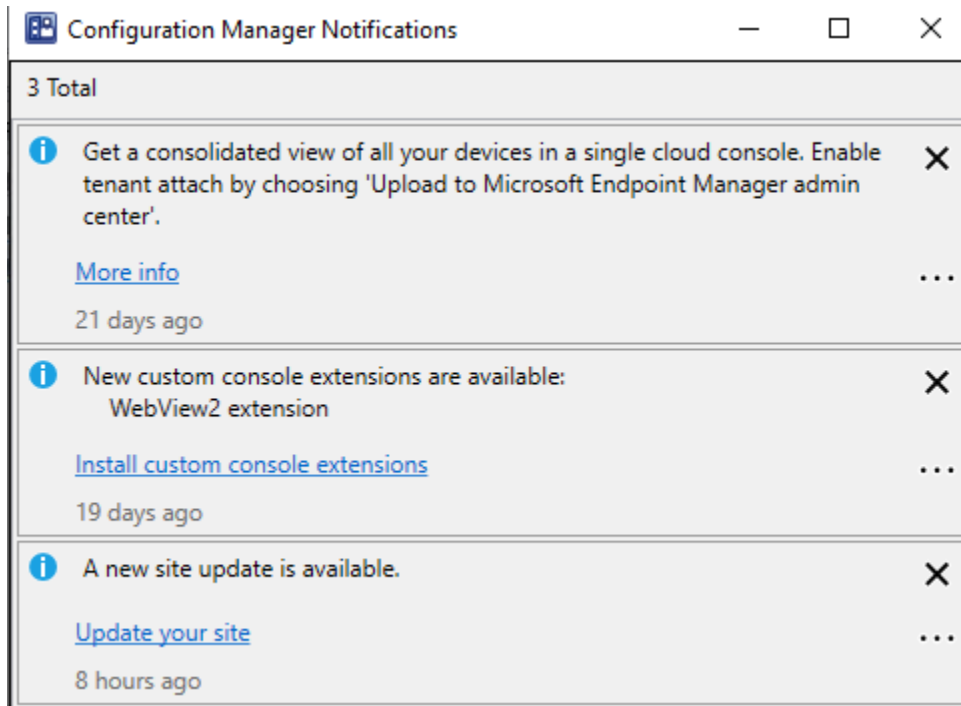



Update for CB2103 – KB9603111 Released on 21st April 2021

In this post, I am going to install above update for my Microsoft Endpoint Configuration Manager 2103. Microsoft has come out with a few pop up notification when there is an update or other within the console for the admins to take care. This update covers the following fix.



<https://docs.microsoft.com/en-us/mem/configmgr/hotfix/2103/kb9603111>

Update for Microsoft Endpoint Configuration Manager version 2103, early update ring

04/26/2021 • 5 minutes to read • 

Applies to: Configuration Manager (current branch, version 2103)

Summary of KB9603111

An update is available to administrators who opted in through a PowerShell script to the early update ring deployment for Microsoft Endpoint Configuration Manager current branch, version 2103. You can access the update in the Updates and Servicing node of the Configuration Manager console.

This update addresses important, late-breaking issues that were resolved after version 2103 became available globally. This article summarizes the most significant changes.

This update does not apply to sites that downloaded version 2103 on April 19, 2021, or a later date. Therefore, it will not be listed in the Configuration Manager console for those sites.

Issues that are fixed

- Configuration Manager Azure Active Directory (AAD) joined clients that are also using PKI issued certs can get into a high CPU utilization situation that impacts the end-user. This occurs because of an issue with the SMS Agent Host (`ccmexec.exe`) attempting to continually renew the "self-prove" token with the Management Point (MP).
- During reassignment from one site to another, clients are unable to evaluate policy or communicate via the notification channel. Errors resembling the following are recorded in the `ccmexec.log` file.

```
text Copy
Error registering hosted class '{Class_GUID}'. Code 0x80040111
Error processing notification query for endpoint '{Endpoint_Name}'. Query='wqlns:root\microsoft\... Code =0x8004
Sending State Message with topic type = 2100, state id = 1, run state = 0, and error code = 0x66109940
Sending State Message with topic type = 2100, state id = 1, run state = 0, and error code = 0x68617800
```

- The report `Compliance 4 - Updates by vendor month year` does not contain expected data.
- App usage data is stale or unavailable for devices in the Desktop Analytics portal in the Microsoft Endpoint Manager admin center. This only affects notebook computers that run for multiple days without restarting. An error resembling the following is recorded in the `SensorManagedProvider.log` file on affected devices.

```
text Copy
Other exception - Value was either too large or too small for an Int32., at System.Number.ParseInt32(String value, IFormatProvider provider)
at System.Convert.ToInt32(String value, IFormatProvider provider)
at Microsoft.ConfigurationManagement.SensorFramework.SrumUtilHelper.ImportCsvToDataTable[T](String filePath)
```

- After updating to Configuration Manager current branch, version 2103, a backlog of `.MEP` (machine extended policy) files occurs in the PolicyPV inbox on the site server. This backlog also causes delays in processing site reassignment data.
- Devices upgrade to the 2103 version of the client faster than expected after promoting the upgrade from pre-production. In addition the WebView 2 client component is installed repeatedly.
- State message processing hangs when encountering a corrupt file instead of discarding the file as expected. Errors resembling the following are recorded in the `statesys.log` file.

```
text Copy
Thread 'State Message Processing Thread #0' id:14888 terminated abnormally
A state message processing thread ended with a fatal error, backing off...
STATMSG: ID=6101 SEV=E LEV=M SOURCE='SMS Server' COMP='SMS_STATE_SYSTEM'...
```

- State message processing fails for some cloud management gateway messages. Errors resembling the following are recorded in the `statesys.log` file.

```
text Copy
SQL MESSAGE: dbo.spProcessStateReport - Error: Record 1 returned an 'invalid record' return code and failed pro...
```

- A new console extension created for the community hub for version 2103 will fail to load if a prior console extension modifies the same node with the same action.
- The SQL Server move process fails after a highly available site is failed over to the passive site server. This occurs due to a certificate problem that resembled the following in the `ConfigMgrSetup.log` file.

```
text Copy
ERROR: Failed to decrypt SQL Server machine serialized pfx certificate (LastError=0)
```

- The Wake on LAN feature does not function as expected after a central administration site (CAS) is removed due to a missing site control property value.
- The SMS Agent Host service may terminate unexpectedly due to a policy agent issue.
- CMPivot queries do not run on computers configured with the Japanese system locale.
- After removing a central administration site, packages are distributed to all distribution points (DP) when adding them to just a single new DP.
- Failover from an active to a passive site fails in an environment with a large number of orphaned package status data records.

Update information for Microsoft Endpoint Configuration Manager, version 2103 early update ring

This update is available in the Updates and Servicing node of the Configuration Manager console for environments that were installed by using the publicly available early update ring builds of version 2103. These builds were available for download between April 5 and April 19, 2021.

To verify which build is installed, look for a package GUID by adding the Package GUID column to the details pane of the Updates and Servicing node in the console. This update applies to first wave installations of version 2103 from packages that have the following GUIDs:

- 41F02C4C-BB4B-4B8D-9299-059860339DAB
- ADADCCD5-B406-4752-91C1-C67F3024A8BD
- A052B360-A8CF-43CE-BFF8-D5DF4D14DAEC
- 6232ED65-9931-4C7D-9A6B-DD99B56478DB
- A682F854-A8AF-4F25-83B0-D9CFDFAFE659

Restart information

This update does not require a computer restart but will initiate a [site reset](#) after installation.

Update replacement information

This update does not replace any previously released update.

Additional installation information

After you install this update on a primary site, pre-existing secondary sites must be manually updated. To update a secondary site in the Configuration Manager console, select Administration -> Site Configuration -> Sites -> Recover Secondary Site, and then select the secondary site. The primary site then reinstalls that secondary site by using the updated files. Configurations and settings for the secondary site are not affected by this reinstallation. The new, upgraded, and reinstalled secondary sites under that primary site automatically receive this update.

Run the following SQL Server command on the site database to check whether the update version of a secondary site matches that of its parent primary site:

code	Copy
<pre>select dbo.fnGetSecondarySiteCMUpdateStatus ('SiteCode_of_secondary_site')</pre>	

If the value 1 is returned, the site is up to date with all the hotfixes applied on its parent primary site.

If the value 0 is returned, the site has not installed all the fixes that are applied to the primary site, and you should use the Recover Secondary Site option to update the secondary site.

Version information

The following major components are updated to the versions specified:

Component	Version
Site	5.00.9049.1000
Configuration Manager console	5.2103.1059.1800
Client	5.00.9049.1010

Saved Searches Search
 Install Update Pack
 Run prerequisite check
 Retry installation
 Ignore prerequisite warnings
 Promote Pre-production Client
 Report update error to Microsoft
 Download

view > Updates and Servicing >

< Updates and Servicing 2 items

Name	Date Released	State	Prereq Only	Package Guid	Full Version	Client Version
Configuration Manager 2103 Hotfix (KB9603111)	21-Apr-2021 12:00 AM	Ready to install	No	654770F2-BE86-447A-A561-D62FD942F6A8	5.00.9049.1014	5.00.9049.1010

Configuration Manager Updates Wizard

General

Configuration Manager 2103 Hotfix (KB9603111)

This wizard helps you configure and install this update.
[Learn more.](#)

This version includes:

- Configuration Manager site server updates
- Configuration Manager console updates
- Configuration Manager client updates

Prerequisite warnings:

Ignore any prerequisite check warnings and install this update regardless of missing requirements.

[Privacy Statement](#)

< Previous **Next >** Summary Cancel

Configuration Manager Updates Wizard

License Terms

Review and accept the terms for this update pack

You must accept the License Terms and Privacy Statement to continue installation.

[View the License Terms](#)
[View the Privacy Statement](#)

I accept these License Terms and Privacy Statement.

[Learn more](#)

< Previous **Next >** Summary Cancel



Cloud attach

- General
- License Terms
- Cloud attach**
- Configure upload
- Enablement
- Workloads
- Staging
- Summary
- Progress
- Completion

Cloud attach settings

Azure environment: AzurePublicCloud

Sign into Microsoft Endpoint Manager with your Microsoft organizational account **Sign In**



If you do not have a Microsoft Intune subscription, you can subscribe [here](#).

- Enable Microsoft Endpoint Manager admin center
 - Optionally import a separate web app to synchronize Configuration Manager client data to Microsoft Endpoint Manager admin center

Import

- Enable automatic client enrollment for co-management
 - [Read the Microsoft Intune privacy statement online.](#)
 - [Read the Configuration Manager privacy statement online.](#)

< Previous Next > Summary Cancel



Cloud attach

- General
- License Terms
- Cloud attach**
- Configure upload
- Enablement
- Workloads
- Staging
- Summary
- Progress
- Completion

Cloud attach settings

Azure environment: AzurePublicCloud

Sign into Microsoft Endpoint Manager with your Microsoft organizational account Sign In

If you do not have a Microsoft Intune subscription, you can subscribe [here](#).

- Enable Microsoft Endpoint Manager admin center
 - Optionally import a separate web app to synchronize Configuration Manager client data to Microsoft Endpoint Manager admin center

Import

- Enable automatic client enrollment for co-management
 - [Read the Microsoft Intune privacy statement online.](#)
 - [Read the Configuration Manager privacy statement online.](#)

< Previous Next > Summary Cancel

Create AAD application



This action will register an application in the AAD tenant RAMLAN to authorize the synchronization of data to Intune. Do you want to continue?

Yes

No



Configure upload

- General
- License Terms
- Cloud attach
- Configure upload**
- Enablement
- Workloads
- Staging
- Summary
- Progress
- Completion

Configure upload to Microsoft Endpoint Manager admin center

Devices

Select which devices to upload to Microsoft Endpoint Manager

- All devices managed by Microsoft Endpoint Configuration Manager (recommended)
- Specific collection

Collection:

Browse...

[Learn more](#)

Endpoint Analytics

- Enable Endpoint Analytics for devices uploaded to Microsoft Endpoint Manager

[Learn more](#)



Enablement

- General
- License Terms
- Cloud attach
- Configure upload
- Enablement**
- Workloads
- Staging
- Summary
- Progress
- Completion

Enable co-management

To enable co-management for devices managed by Configuration Manager, configure automatic enrollment in [Microsoft Intune](#).

[Learn more](#)

- Automatic enrollment in Intune
- All
 - Pilot
 - None

Intune auto enrollment

Browse...

To enable co-management for devices already enrolled in Intune, create an app in Intune to install the Configuration Manager client. Copy the following command line.

[Learn more](#)



Please ensure the proper prerequisites are installed.



Workloads

- General
- License Terms
- Cloud attach
 - Configure upload
 - Enablement
 - Workloads**
 - Staging
- Summary
- Progress
- Completion

Configure workloads

For Windows 10 devices that are in a co-management state, you can have Microsoft Intune start managing different workloads. Choose Pilot Intune to have Intune manage the workloads for only clients in the Pilot group (specified later in this wizard). If you are not ready to move workloads to Intune, select Configuration Manager.

[Learn more](#)

	Configuration Manager	Pilot Intune	Intune
Compliance policies:	<input type="checkbox"/>	<input type="checkbox"/>	<input type="checkbox"/>
Device configuration:	<input type="checkbox"/>	<input type="checkbox"/>	<input type="checkbox"/>
Endpoint Protection:	<input type="checkbox"/>	<input type="checkbox"/>	<input type="checkbox"/>
Resource access policies:	<input type="checkbox"/>	<input type="checkbox"/>	<input type="checkbox"/>
Client apps:	<input type="checkbox"/>	<input type="checkbox"/>	<input type="checkbox"/>
Office Click-to-Run apps:	<input type="checkbox"/>	<input type="checkbox"/>	<input type="checkbox"/>



Staging

- General
- License Terms
- Cloud attach
 - Configure upload
 - Enablement
 - Workloads
 - Staging**
- Summary
- Progress
- Completion

Configure roll out collections

Pilot
When you configure a workload for Pilot Intune, select a device collection to be the pilot group.

[Learn more](#)

Compliance policies:	<input type="text"/>	<input type="button" value="Browse..."/>
Device configuration:	<input type="text"/>	<input type="button" value="Browse..."/>
Endpoint Protection:	<input type="text"/>	<input type="button" value="Browse..."/>
Resource access policies:	<input type="text"/>	<input type="button" value="Browse..."/>
Client apps:	<input type="text"/>	<input type="button" value="Browse..."/>
Office Click-to-Run apps:	<input type="text"/>	<input type="button" value="Browse..."/>
Windows Update policies:	<input type="text"/>	<input type="button" value="Browse..."/>



Summary

- General
- License Terms
- Cloud attach
- Configure upload
- Enablement
- Workloads
- Staging
- Summary**
- Progress
- Completion

Confirm the settings

Details:

Summary of update package installation

Install Update Package Configuration Manager 2103 Hotfix (KB9603111)
Prerequisite warnings will be ignored

Cloud attach

- Azure environment: AzurePublicCloud
- Enable Microsoft Endpoint Manager admin center: True

Data Upload

- Collection to upload: All devices

Enablement

- Devices to auto-enroll into Microsoft Intune: Configuration Manager

Workloads Configuration

- Compliance policies: Configuration Manager
- Device configuration: Configuration Manager
- Endpoint Protection: Configuration Manager
- Resource access policies: Configuration Manager
- Client apps: Configuration Manager
- Office Click-to-Run apps: Configuration Manager
- Windows Update policies: Configuration Manager

Staging

- Compliance policies Pilot group: None

To change these settings, click Previous. To apply the settings, click Next.

- < Previous
- Next >
- Summary
- Cancel



Completion

- General
- License Terms
- Cloud attach
- Configure upload
- Enablement
- Workloads
- Staging
- Summary
- Progress
- Completion**



The task "Configuration Manager Updates Wizard" completed successfully

Details:

Summary of update package installation

✔ Success: Install Update Package Configuration Manager 2103 Hotfix (KB9603111)
Prerequisite warnings will be ignored

Cloud attach

- Azure environment: AzurePublicCloud
- Enable Microsoft Endpoint Manager admin center: True

Data Upload

- Collection to upload: All devices

Enablement

- Devices to auto-enroll into Microsoft Intune: Configuration Manager

Workloads Configuration

- Compliance policies: Configuration Manager
- Device configuration: Configuration Manager
- Endpoint Protection: Configuration Manager
- Resource access policies: Configuration Manager
- Client apps: Configuration Manager
- Office Click-to-Run apps: Configuration Manager
- Windows Update policies: Configuration Manager

To exit the wizard, click Close.

- < Previous
- Next >
- Summary
- Close

Updates and Servicing 3 items						
Search						
Name	Date Released	State	Prereq Only	Package Guid	Full Version	Client Version
Configuration Manager 2103 Hotfix (KB9603111)	21-Apr-2021 12:00 AM	Installing	No	654770F2-BEB6-447A-A561-D62FD942F6A8	5.00.9049.1014	5.00.9049.1010

Update Pack Installation Status ✕

Detailed status for the Configuration Manager 2103 Hotfix (KB9603111) installation on the site TOR: Refresh

[View Post-Setup Configuration tasks](#)

Name	Status	Last Update Time
Download	Completed	28-Apr-2021 2:19:24 AM
Replication	Completed	28-Apr-2021 9:42:33 AM
Prerequisite Check	Completed with ...	28-Apr-2021 9:43:00 AM
Installation	Completed	28-Apr-2021 9:58:43 AM
Post Installation	Completed	28-Apr-2021 10:16:18 AM

Name	Status	Last Update Time	Description
Delete SMSDBMON triggers	Completed	28-Apr-2021 9:47:00 AM	Deleting SMSDBM
Save site control settings	Completed	28-Apr-2021 9:47:01 AM	Saving site control
Upgrade ConfigMgr database	Completed	28-Apr-2021 9:55:43 AM	Upgrading ConfigM
Update SQL registry	Completed	28-Apr-2021 9:55:43 AM	Updating SQL Ser
Update RCM registry	Completed	28-Apr-2021 9:55:43 AM	Updating RCM reg
Install Files	Completed	28-Apr-2021 9:55:48 AM	Installing files requi
Install component	Completed	28-Apr-2021 9:58:19 AM	Installing required c
Install controls	Completed	28-Apr-2021 9:58:22 AM	Installing required c
Upgrade site control settings	Completed	28-Apr-2021 9:58:34 AM	Upgrading site cor
Configure SQL Server Service Broker	Completed	28-Apr-2021 9:58:37 AM	Configuring SQL S
Install ConfigMgr configurations	Completed	28-Apr-2021 9:58:41 AM	Installing required C
Start WMI	Completed	28-Apr-2021 9:58:41 AM	Starting WMI provi
Install services	Completed	28-Apr-2021 9:58:43 AM	Installing required s
Update Sites table	Completed	28-Apr-2021 9:58:43 AM	Updating Sites tab
Update Admin Console binaries	Completed	28-Apr-2021 9:58:43 AM	Updating Admin Co
Turn on SQL Server Service Broker	Completed	28-Apr-2021 9:58:43 AM	Turning on activati

Description:

[Completed]:Checking if Site Server is ready to apply the update. Check hman.log for details.

OK Cancel

Overview > Updates and Servicing >

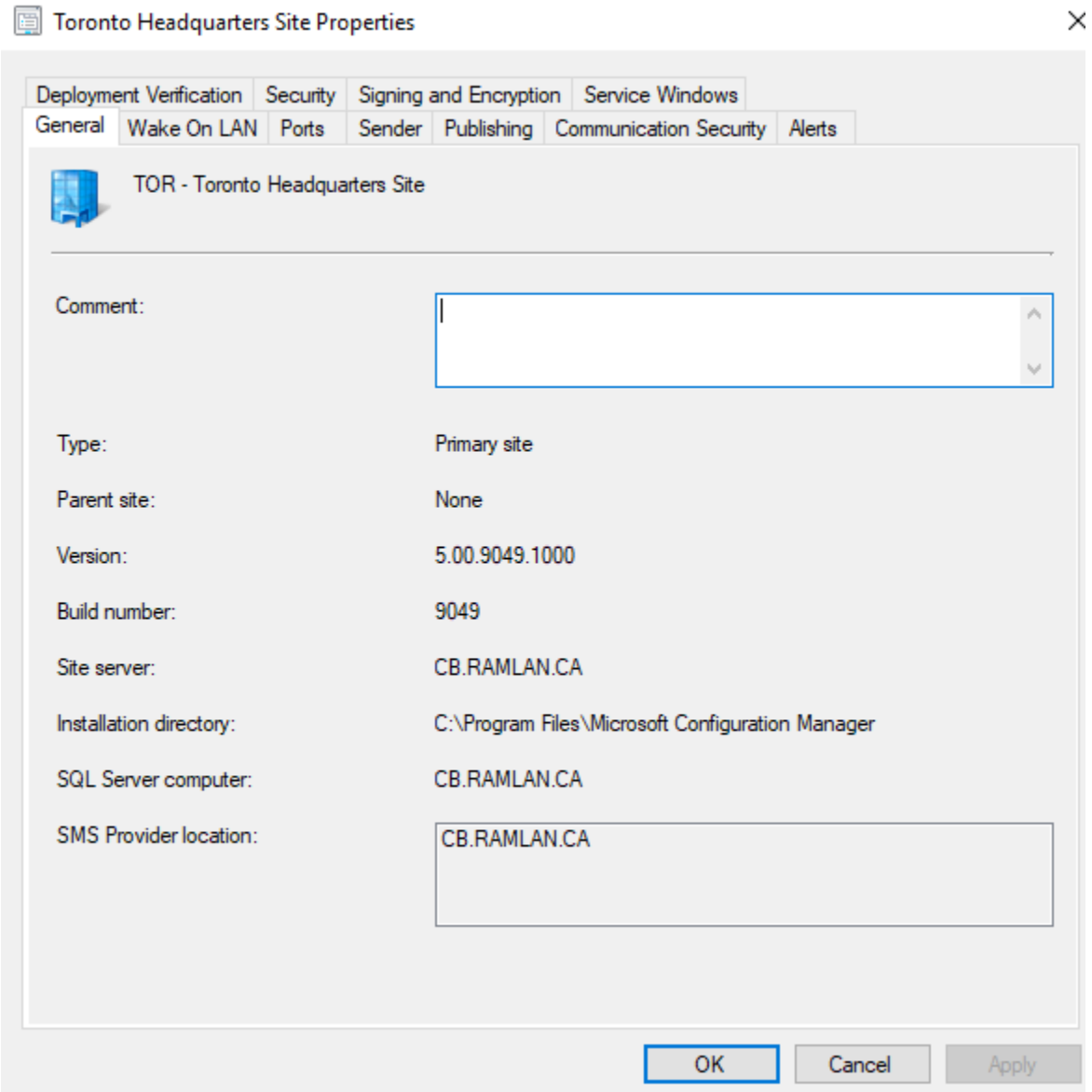
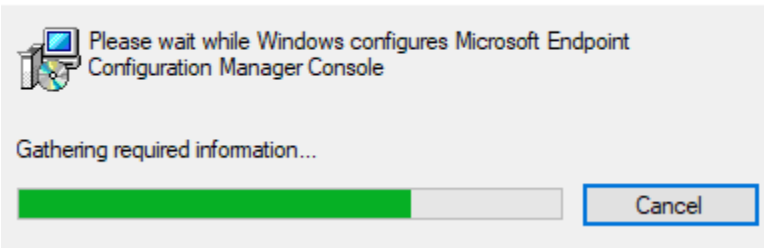
Updates and Servicing 2 items						
Search						
Name	Date Released	State	Prereq Only	Package Guid	Full Version	Client Version
Configuration Manager 2103 Hotfix (KB9603111)	21-Apr-2021 12:00 AM	Installed	No	654770F2-BEB6-447A-A561-D62FD942F6A8	5.00.9049.1014	5.00.9049.1010

Configuration Manager ✕

A new version of the console is available (5.2103.1059.1800).
 Click OK to close the console and install the new version now.
 Click Cancel to continue working with the old console
 (5.2103.1059.1700). Working in the old console might corrupt
 data.

OK
Cancel

Microsoft Endpoint Configuration Manager Console



This concludes the update install.

Thanks

Ram Lan
28th April 2011