

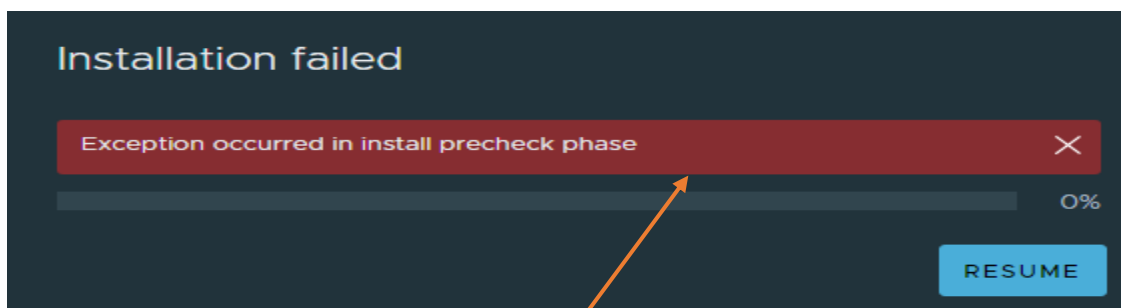
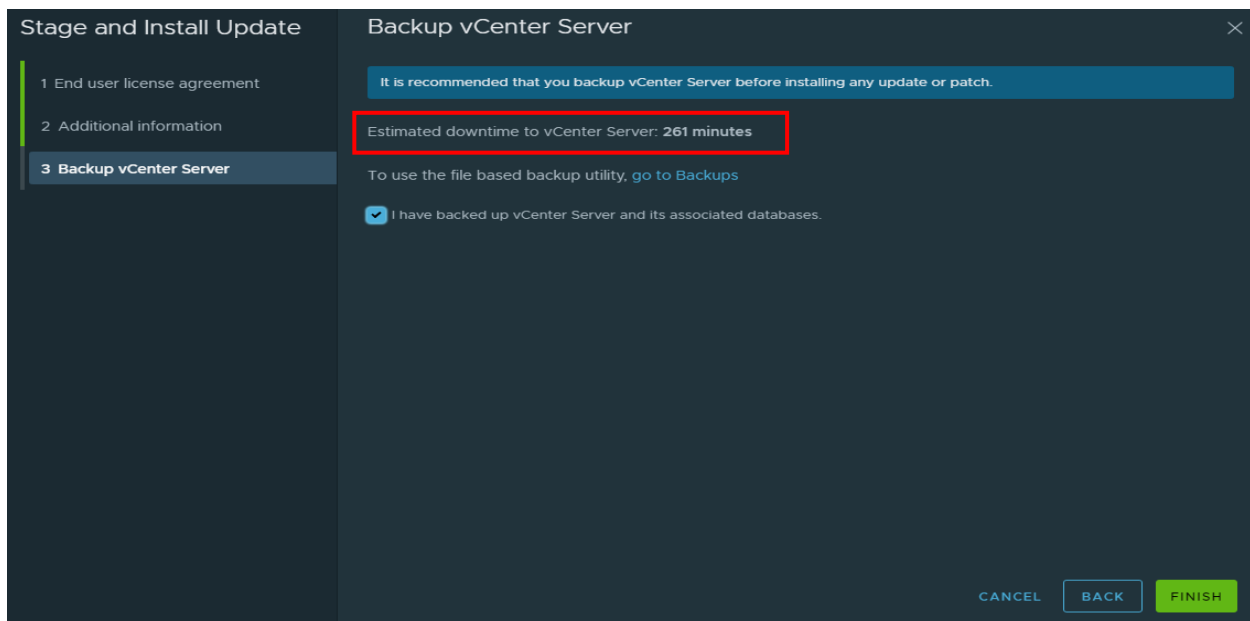
# Update vCenter with v7.02

In this post, I am going to update vCenter with above version which was released this month. I have not taken backup of vCenter appliance. In production you should do or at least take snapshot of the VM.

The screenshot shows the vCenter Server Management interface. The top bar displays 'vCenter Server Management' and the current time 'Tue 03-16-2021 03:38 PM UTC'. The left sidebar contains navigation options: Summary, Monitor, Access, Networking, Firewall, Time, Services, Update (selected), Administration, Syslog, and Backup. The main content area is titled 'Current version details' and shows 'Product: VMware vCenter Server' and 'Version: 7.0.1.00300'. Below this, it indicates 'Last Checked Mar 16, 2021, 11:50:25 AM' and provides 'SETTINGS' and 'CHECK UPDATES' buttons. A table of available updates is shown with columns for Version, Type, Release Date, Reboot Required, and Severity. One update is listed: Version 7.0.2.00000, Type Fix, Release Date Mar 8, 2021, Reboot Required No, and Severity Critical. The 'STAGE AND INSTALL' button is highlighted with a red box.

The screenshot shows the 'Stage and Install Update' dialog box with the 'End user license agreement' step selected. The dialog title is 'End user license agreement'. The left sidebar shows the progress: 1 End user license agreement (selected), 2 Backup vCenter Server. The main content area displays the 'VMWARE END USER LICENSE AGREEMENT' text, which includes a disclaimer and an evaluation license section. At the bottom, there is a checkbox labeled 'I accept the terms of the license agreement.' which is checked. 'CANCEL' and 'NEXT' buttons are visible at the bottom right.

The screenshot shows the 'Stage and Install Update' dialog box with the 'Additional information' step selected. The left sidebar shows the progress: 1 End user license agreement, 2 Additional information (selected), 3 Backup vCenter Server. The main content area is titled 'Additional information' and contains a field for 'Single Sign-On administrator password' with a masked input field (dots) and an information icon. 'CANCEL', 'BACK', and 'NEXT' buttons are visible at the bottom right.



I was getting above error. Googled for a fix and tried the following. Tried restarting the service to complete the update. Still same error. Above error is in a loop. I cannot get out of it.

```
vc.ramlan.ca - PuTTY
login as: root
Pre-authentication banner message from server:
|
| VMware vCenter Server 7.0.1.00300
|
| Type: vCenter Server with an embedded Platform Services Controller
|
End of banner message from server
root@vc.ramlan.ca's password:
Connected to service

* List APIs: "help api list"
* List Plugins: "help pi list"
* Launch BASH: "shell"

Command> shell
Shell access is granted to root
root@VC [ ~ ]# service-control --restart vmware-vpxd-svcs
Successfully restarted service vpxd-svcs

root@VC [ ~ ]# cat /etc/applmgmt/appliance/software_update_state.conf
{
  "state": "INSTALL_FAILED",
  "version": "7.0.2.00000",
  "latest_query_time": "2021-03-16T16:04:39Z",
  "operation_id": "/storage/core/software-update/install_operation"
}root@VC [ ~ ]#
```

To get out of error loop, I executed these commands.

```
vc.ramlan.ca - PuTTY
root@VC [ ~ ]# cd /var/log/vmware/upgrade
root@VC [ /var/log/vmware/upgrade ]# ls
bootstrap.log  upgrade-post-import.log
root@VC [ /var/log/vmware/upgrade ]# touch prechecks-succeeded
root@VC [ /var/log/vmware/upgrade ]# touch export-succeeded
root@VC [ /var/log/vmware/upgrade ]# touch import-succeeded
root@VC [ /var/log/vmware/upgrade ]# service-control --stop applmgmt
Operation not cancellable. Please wait for it to finish...
Performing stop operation on service applmgmt...
Successfully stopped service applmgmt
root@VC [ /var/log/vmware/upgrade ]# rm -rf /etc/applmgmt/appliance/software_update_state.conf
root@VC [ /var/log/vmware/upgrade ]# rm -rf /etc/applmgmt/appliance/software_update_state.conf
root@VC [ /var/log/vmware/upgrade ]# service-control --start applmgmt
Operation not cancellable. Please wait for it to finish...
Performing start operation on service applmgmt...
Successfully started service applmgmt
```

Now, I am going to try Staging only to complete the update by running this command **software-packages install --url --acceptEulas**

**Step 1** - Login to the VAMI UI and under Updates, only select the "Stage" option to download the 7.0 Update 2 updates.

**Step 2** - SSH to the VCSA and remove /etc/applmgmt/appliance/software\_update\_state.conf file

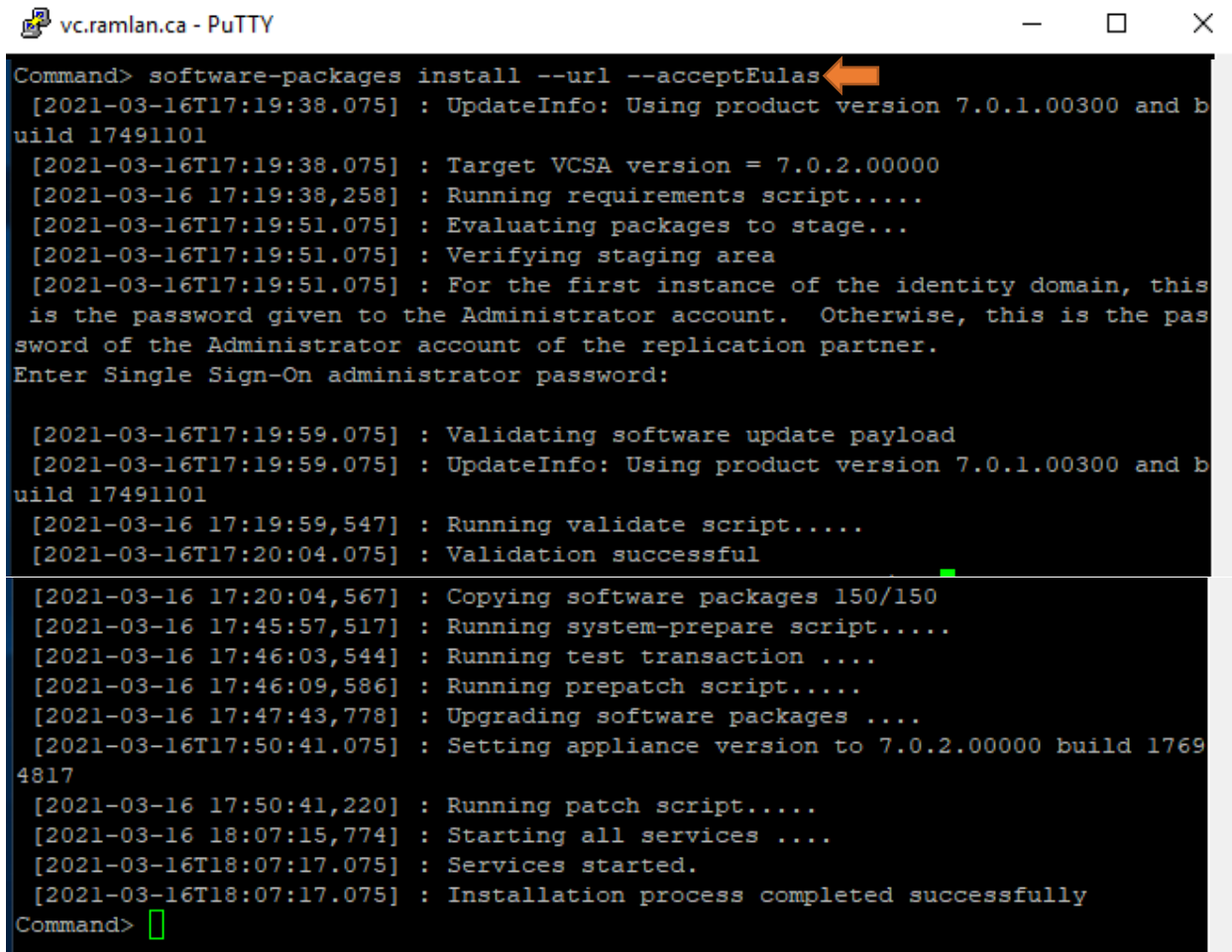
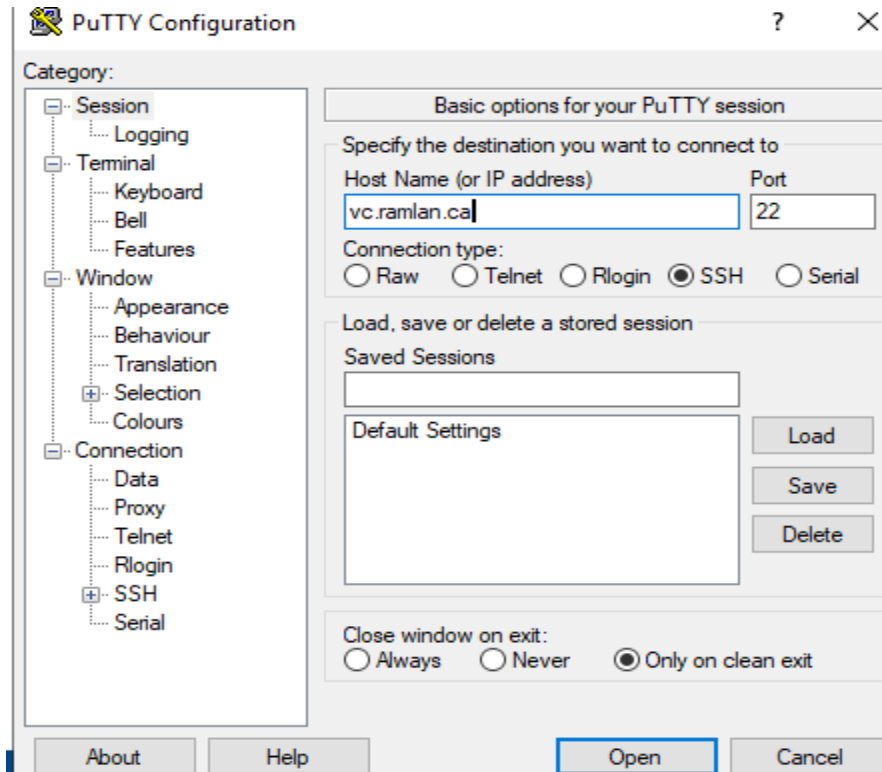
**Step 3** - Run the following command to install the staged 7.0 Update 2 software:

```
software-packages install --url --acceptEulas
```

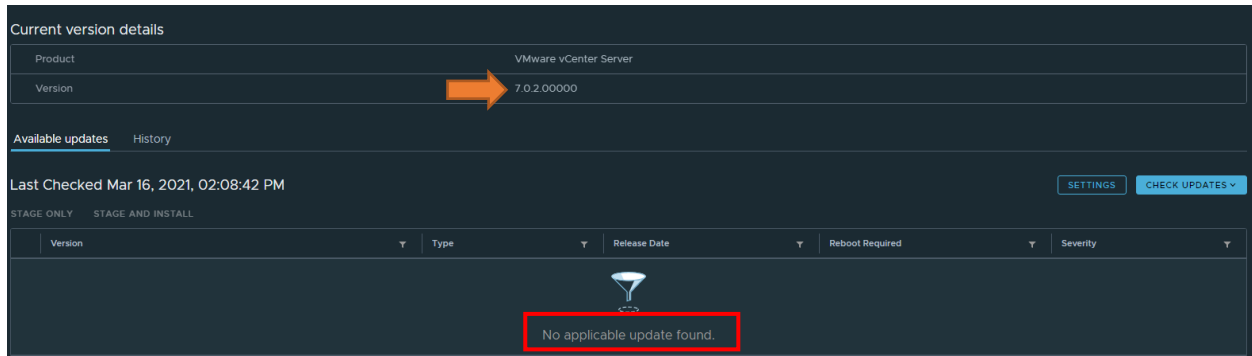
The screenshot shows the VAMI Updates interface. At the top, it displays 'Current version details' for VMware vCenter Server, version 7.0.1.00300. Below this, the 'Available updates' section shows a table with one update: 7.0.2.00000, which is currently in the 'Staging' state (0% progress). A red box highlights the 'STAGE ONLY' button. Below the table, the 'Last Checked' time is Mar 16, 2021, 12:44:16 PM. The bottom part of the screenshot shows the 'INSTALL' button selected, and the update 7.0.2.00000 is now in the 'Staged' state, indicated by an orange arrow pointing to the word 'Staged' in the table.

Version	Type	Release Date	Reboot Required	Severity
7.0.2.00000	Fix	Mar 8, 2021	No	Critical

Open PuTTY – Enter VC Server info and click OK. After that run the command.



Now let me check the version and any updates still pending.



Current version details

Product	VMware vCenter Server
Version	7.0.2.00000

Available updates History

Last Checked Mar 16, 2021, 02:08:42 PM

STAGE ONLY STAGE AND INSTALL

Version	Type	Release Date	Reboot Required	Severity
No applicable update found.				



Tue 03-16-2021 06:11 PM UTC English

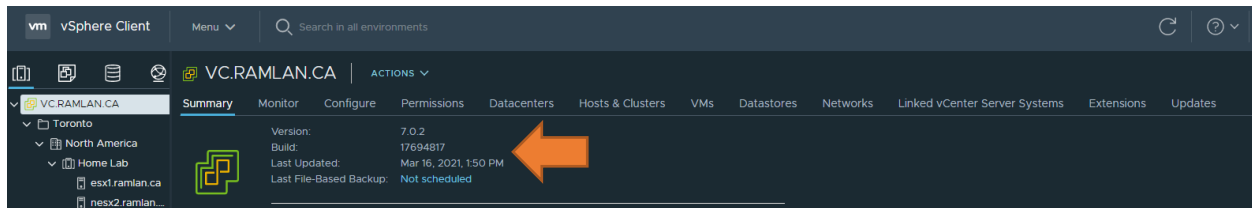
Hostname: VC.RAMLAN.CA  
Product: VMware vCenter Server  
Version: 7.0.2.00000  
Build number: 17694817

Health Status

Overall Health	Good (Last checked Mar 16, 2021, 02:11:24 PM)
CPU	Good
Memory	Good
Database	Good
Storage	Good
Swap	Good

Single Sign-On

Domain	vsphere.local
Status	Running



vm vSphere Client

VC.RAMLAN.CA | ACTIONS

Summary	Monitor	Configure	Permissions	Datacenters	Hosts & Clusters	VMs	Datastores	Networks	Linked vCenter Server Systems	Extensions	Updates
Version:		7.0.2									
Build:		17694817									
Last Updated:		Mar 16, 2021, 1:50 PM									
Last File-Based Backup:		Not scheduled									

We have completed vCenter update.

Thanks

Ram Lan

16<sup>th</sup> Mar 2021