

# Veeam B&R 10.0.1.4854

In this post, I will show you how to install above update for Veeam B&R 10. I am running below version and, I will go ahead and install the update.



Install Notes & Version History – Veeam Site - <https://www.veeam.com/kb3228>

```
[ALL VERSIONS] Current version is 10.0.1.4854 (10a RTM)
by Gostev > Nov 29, 2011 3:33 pm 29 people like this post

Veeam Backup & Replication 10
Latest build: 10.0.1.4854 (July 21, 2020) > KB3228
GA build: 10.0.0.4461 (February 18, 2020) > KB3010
RTM build: 10.0.0.4442 (Partner Preview)

Update release history:
• Version 10a RTM (build 10.0.1.4854) on July 21, 2020 > KB3228
• Cumulative Patch 2 (build 10.0.0.4461 P2) on May 27, 2020 > KB3161
• Cumulative Patch 1 (build 10.0.0.4461 P1) on April 1, 2020 > KB3127
• Day 0 Update (build 10.0.0.4461) on February 27, 2020 > KB3117 (for upgrading the v10 RTM build installations to the v10 GA build)

Complete list of new features and enhancements > What's New in v10
System Requirements, Known Issues, Installation and Upgrade > Release Notes
All user guides, manuals and other documentation in multiple formats > Veeam Help Center
```

Before you start the update – complete these

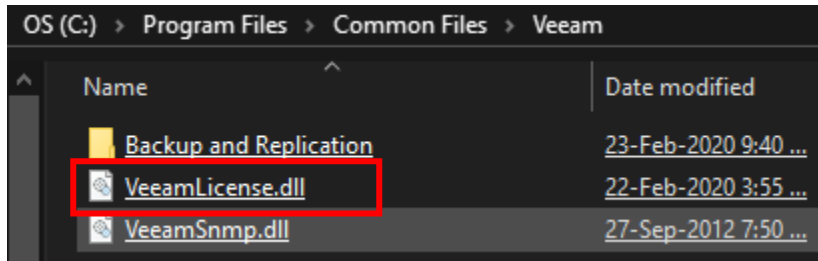
Stop all Veeam Services

```
PS C:\Users\Administrator> Get-service -displayname Veeam* | stop-service
WARNING: Waiting for service 'Veeam Backup Service (VeeamBackupSvc)' to stop...
WARNING: Waiting for service 'Veeam Backup Service (VeeamBackupSvc)' to stop...
WARNING: Waiting for service 'Veeam Backup Service (VeeamBackupSvc)' to stop...
PS C:\Users\Administrator> Get-service -displayname Veeam*

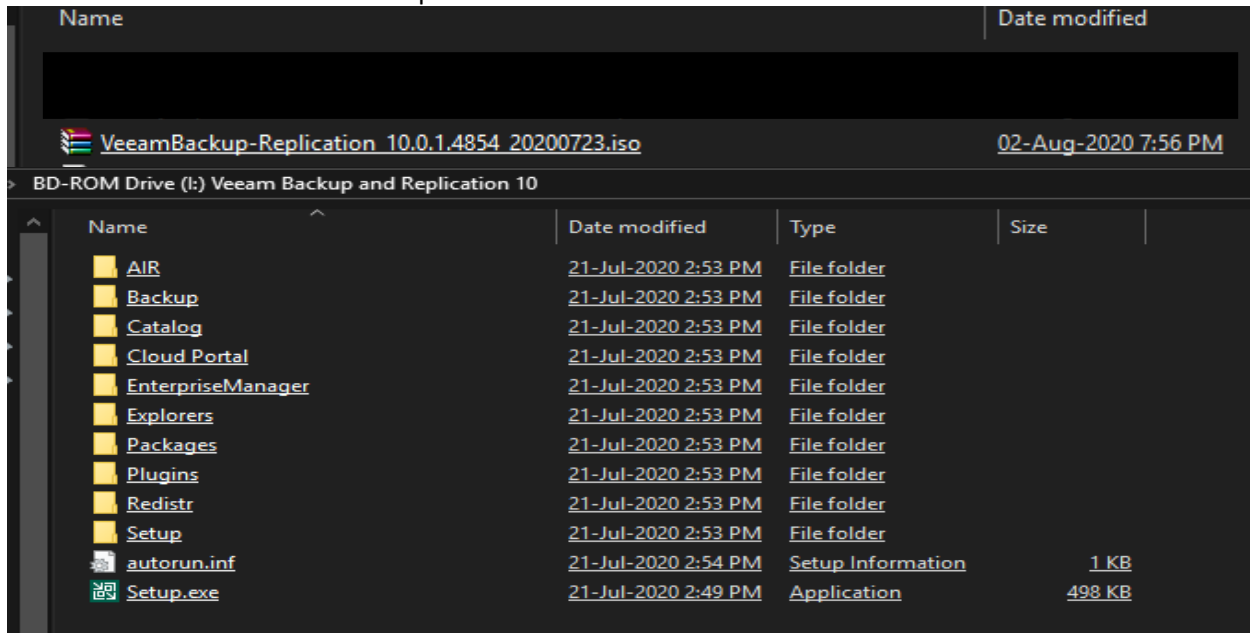
Status      Name                DisplayName
-----
Stopped    VeeamBackupSvc      Veeam Backup Service
Stopped    VeeamBrokerSvc      Veeam Broker Service
Stopped    VeeamCatalogSvc     Veeam Guest Catalog Service
Stopped    VeeamCloudSvc       Veeam Cloud Connect Service
Stopped    VeeamDeploySvc      Veeam Installer Service
Stopped    VeeamDistributi...  Veeam Distribution Service
Stopped    VeeamFilesysVssSvc  Veeam Backup VSS Integration Service
Stopped    VeeamHvIntegrat...  Veeam Hyper-V Integration Service
Stopped    VeeamMountSvc       Veeam Mount Service
Stopped    VeeamNFSSvc         Veeam vPower NFS Service
Stopped    VeeamTransportSvc   Veeam Data Mover Service

PS C:\Users\Administrator>
```

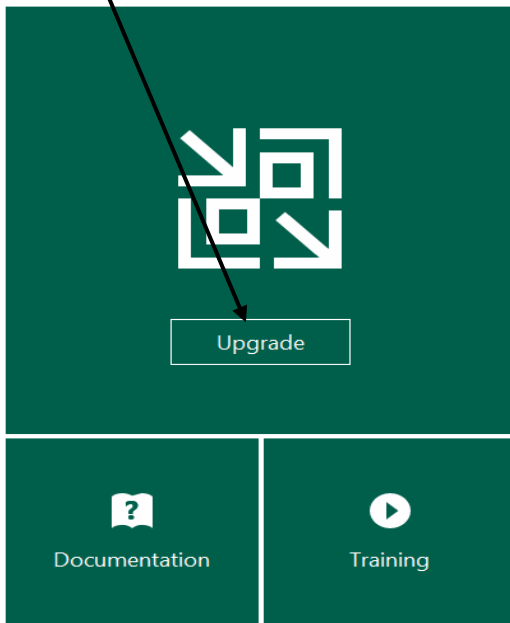
Rename this file to .old



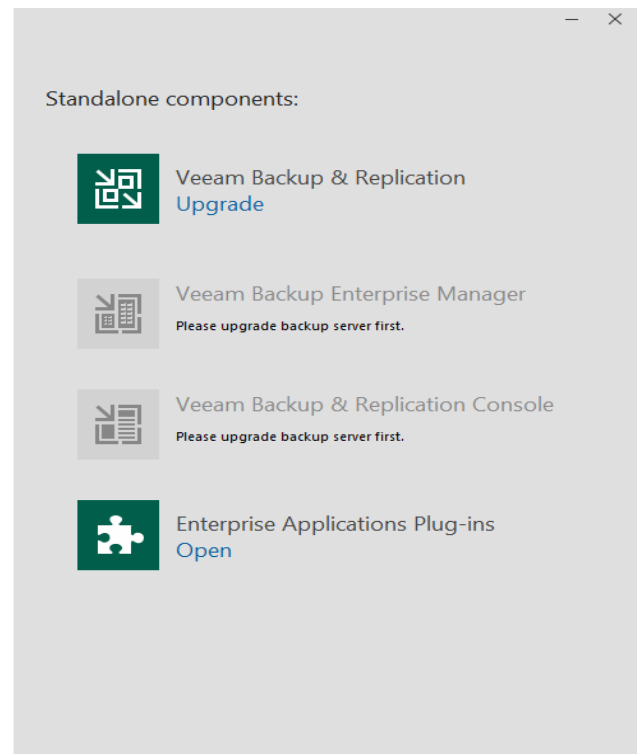
Let me mount the iso and run setup.exe



Veeam Backup & Replication 10a



© Veeam Software Group GmbH. All rights reserved.



Veeam Backup & Replication Setup

### License Agreement

Please read the following license agreement carefully.

**END USER SOFTWARE LICENSE AGREEMENT ("EULA")**

IMPORTANT, PLEASE READ CAREFULLY: THIS END USER LICENSE AGREEMENT "EULA" IS A LEGAL AGREEMENT BETWEEN YOU (AS AN INDIVIDUAL OR ENTITY, "YOU" THE "CUSTOMER") AND VEEAM SOFTWARE GROUP GMBH ("VEEAM"), FOR PRODUCTS AND SERVICES, WHICH MAY INCLUDE COMPUTER SOFTWARE AND ASSOCIATED DOCUMENTATION ("SOFTWARE"). BY INSTALLING OR OTHERWISE USING THE SOFTWARE OR RECEIVING THE SERVICES, YOU AGREE TO BE BOUND BY THE TERMS OF THIS EULA. IF YOU DO NOT AGREE WITH THE TERMS OF THIS EULA, DO NOT USE THE SOFTWARE OR SERVICES.

I accept the terms of the Veeam license agreement

I accept the terms of the 3rd party components license agreements

View

< Back   Next >   Cancel

Veeam Backup & Replication Setup

### Upgrade

Please review Veeam Backup & Replication components that were previously installed on this computer.

Setup has detected a previous version of one or more Veeam Backup & Replication components:

Product	Version
Veeam Backup Catalog	10.0.0.4461
Veeam Backup & Replication Server	10.0.0.4461
Veeam Backup & Replication Console	10.0.0.4461

Click "Next" to proceed with the upgrade process.

< Back   Next >   Cancel

Veeam Backup & Replication Setup

### Provide License

Provide license file for Veeam Backup & Replication.

License file for Veeam Backup & Replication:

Browse...

If you don't have a license, just click Next to install the Community Edition.

Veeam EULA prohibits using Community Edition to provide any services to third parties. In particular, you may not install, configure or manage such servers at your client's environment as a consultant or an MSP.

< Back   Next >   Cancel


Veeam Backup & Replication Setup

### Service Account

Specify the account for Veeam Backup & Replication service.

LOCAL SYSTEM account (recommended)

The following user account:

 Type in the user name in the DOMAIN\USERNAME format. The specified user account must have local administrator privileges on this server.

User name:

Password:

Veeam Backup & Replication Setup

### SQL Server Instance

Choose SQL Server instance to create Veeam Backup & Replication databases on.

Install new instance of SQL Server (localhost\VEEAMSQL2016)

Use existing instance of SQL Server (HOSTNAME\INSTANCE)

Veeam Backup & Replication database:

Connect to SQL Server using


Windows authentication credentials of service account

SQL Server authentication using the Login ID and password below:

Login ID:

Password:

Veeam Backup & Replication Setup

 VeeamBackup is the Veeam Backup and Replication configuration database. Connect this installation to the selected database?  
If required, database will be automatically upgraded to the version you are installing.

Veeam Backup & Replication Setup

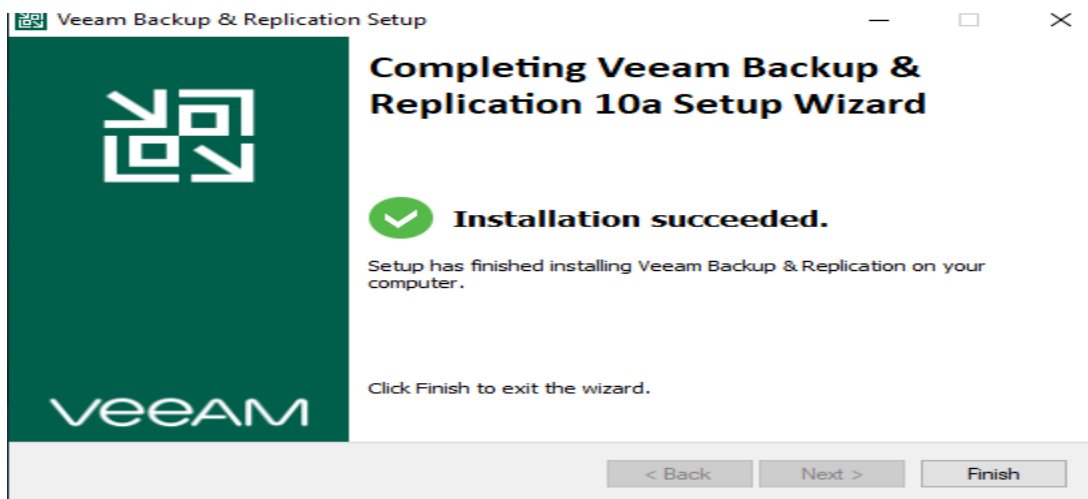
### Ready to Install

The wizard is ready to begin the installation.

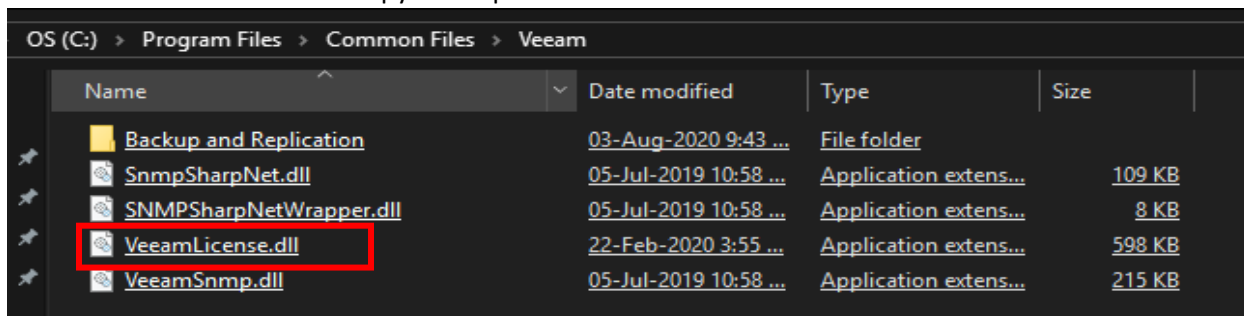
Please note that the update will be installed on the backup server only. To update remote components, wait for this installation to finish, open the Veeam Backup & Replication console and follow the Upgrade wizard. Alternatively, we can initiate remote components update process for you.

Update remote components automatically

Click **Install** to begin Veeam Backup & Replication installation.



Remove .old from this file or copy and replace new VeeamLicense.dll file.

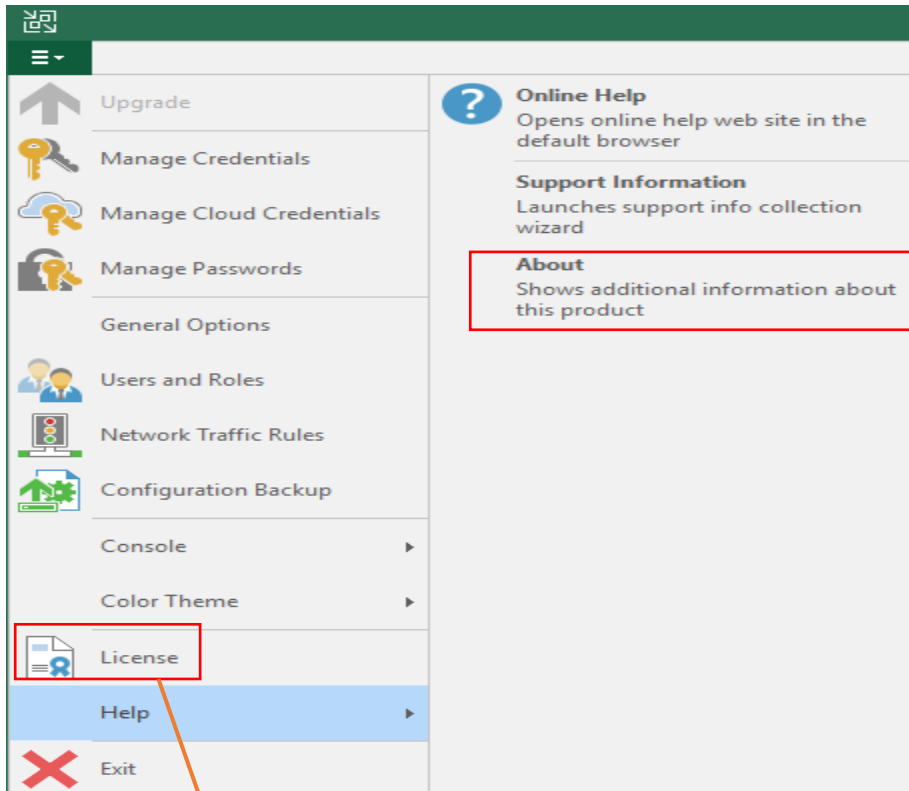


Check whether all Veeam service has started, if not, start them

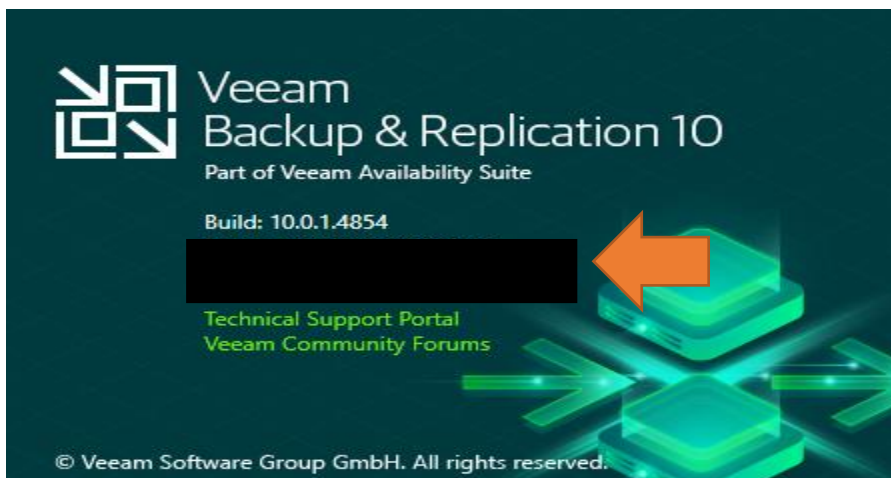
```
PS C:\Users\Administrator> Get-Service -displayname Veeam* | start-service
WARNING: Waiting for service 'Veeam Backup Service (VeeamBackupSvc)' to start...
WARNING: Waiting for service 'Veeam Backup Service (VeeamBackupSvc)' to start...
WARNING: Waiting for service 'Veeam Backup Service (VeeamBackupSvc)' to start...
WARNING: Waiting for service 'Veeam Backup Service (VeeamBackupSvc)' to start...
WARNING: Waiting for service 'Veeam Broker Service (VeeamBrokerSvc)' to start...
WARNING: Waiting for service 'Veeam Broker Service (VeeamBrokerSvc)' to start...
WARNING: Waiting for service 'Veeam Guest Catalog Service (VeeamCatalogSvc)' to start...
WARNING: Waiting for service 'Veeam Guest Catalog Service (VeeamCatalogSvc)' to start...
WARNING: Waiting for service 'Veeam Guest Catalog Service (VeeamCatalogSvc)' to start...
WARNING: Waiting for service 'Veeam Guest Catalog Service (VeeamCatalogSvc)' to start...
WARNING: Waiting for service 'Veeam Guest Catalog Service (VeeamCatalogSvc)' to start...
WARNING: Waiting for service 'Veeam Guest Catalog Service (VeeamCatalogSvc)' to start...
WARNING: Waiting for service 'Veeam Guest Catalog Service (VeeamCatalogSvc)' to start...
WARNING: Waiting for service 'Veeam Guest Catalog Service (VeeamCatalogSvc)' to start...
WARNING: Waiting for service 'Veeam Cloud Connect Service (VeeamCloudSvc)' to start...
WARNING: Waiting for service 'Veeam Cloud Connect Service (VeeamCloudSvc)' to start...
WARNING: Waiting for service 'Veeam Cloud Connect Service (VeeamCloudSvc)' to start...
WARNING: Waiting for service 'Veeam Distribution Service (VeeamDistributionSvc)' to start...
WARNING: Waiting for service 'Veeam Distribution Service (VeeamDistributionSvc)' to start...
WARNING: Waiting for service 'Veeam Mount Service (VeeamMountSvc)' to start...
WARNING: Waiting for service 'Veeam Mount Service (VeeamMountSvc)' to start...
WARNING: Waiting for service 'Veeam Mount Service (VeeamMountSvc)' to start...
WARNING: Waiting for service 'Veeam Mount Service (VeeamMountSvc)' to start...
PS C:\Users\Administrator> Get-Service -displayname Veeam*

Status      Name                DisplayName
-----
Running     VeeamBackupSvc      Veeam Backup Service
Running     VeeamBrokerSvc       Veeam Broker Service
Running     VeeamCatalogSvc     Veeam Guest Catalog Service
Running     VeeamCloudSvc        Veeam Cloud Connect Service
Running     VeeamDeploySvc       Veeam Installer Service
Running     VeeamDistributi...  Veeam Distribution Service
Running     VeeamFilesysVssSvc  Veeam Backup VSS Integration Service
Running     VeeamHvIntegrat...  Veeam Hyper-V Integration Service
Running     VeeamMountSvc        Veeam Mount Service
Running     VeeamNFSSvc          Veeam vPower NFS Service
Running     VeeamTransportSvc   Veeam Data Mover Service
```

Open Veeam B&R Program and check. Also make sure to install the license.



Name	Date modified	Type	Size
Patched DLL	04-Aug-2020 10:0...	File folder	
License.lic	02-Aug-2020 7:44 ...	LIC File	1 KB
licenseAS.lic	03-Aug-2020 11:2...	LIC File	1 KB
licenseBR.lic	03-Aug-2020 11:2...	LIC File	1 KB
licenseCC.lic	03-Aug-2020 11:2...	LIC File	1 KB
Original DLL.rar	02-Aug-2020 7:14 ...	WinRAR archive	212 KB



Now we have installed cumulative patch for this v10.0.1.4854

Thanks

Ram Lan  
3<sup>rd</sup> Aug 2020