

Creating Host Profiles – vSphere 7

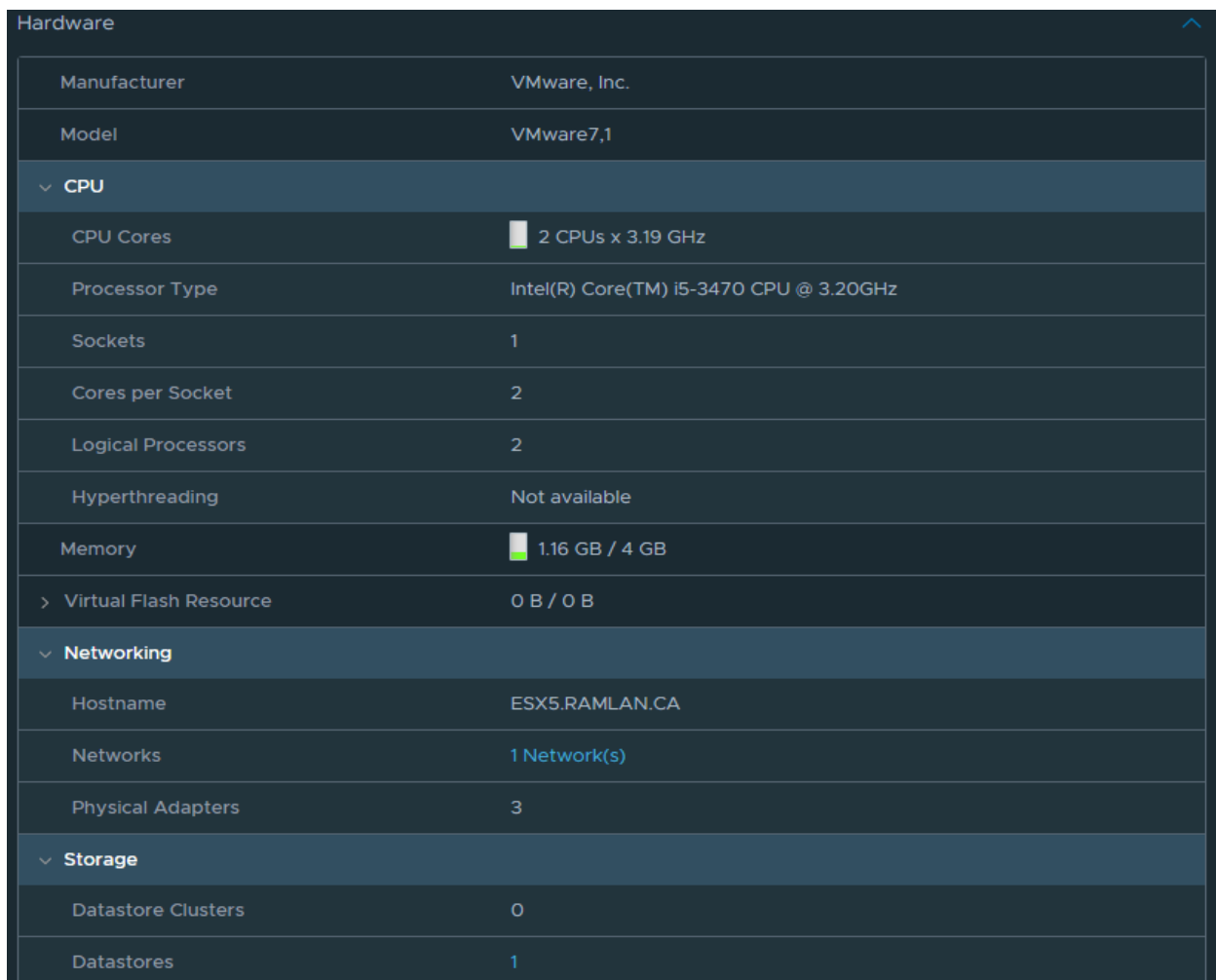
In this post, we will explore how to create host profile within vSphere 7. Host profile is used for consistency within your Host in a Data Center. That way it will be easy for patching when updates are released.

Managing the configuration of VMware vSphere ESXi hosts is important for a number of reasons, and host profiles makes it easy in vSphere 7. vSphere host configuration is key to success, we want to make sure our ESXi hosts truly share reassures, like networking and storage. We also need to make sure things like networks are named uniformly across hosts.

If we are in a regulated environment, we may need to document host configuration, which becomes easy with VMware host profiles. Ensuring ESXi hosts have a uniform configuration will remove a number of vSphere problems before they even start. Some shy away from VMware vSphere host profiles because they seem complicated, but the truth is they are not. A little up front configuration goes a long way, making VMware Host Profiles one of the most useful features of vSphere Enterprise Plus.

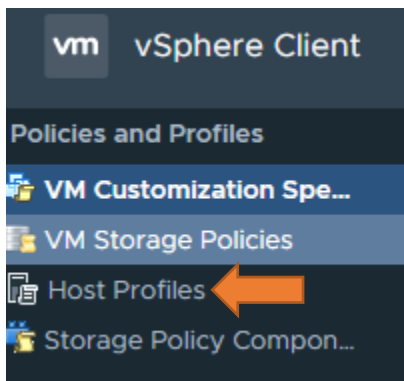
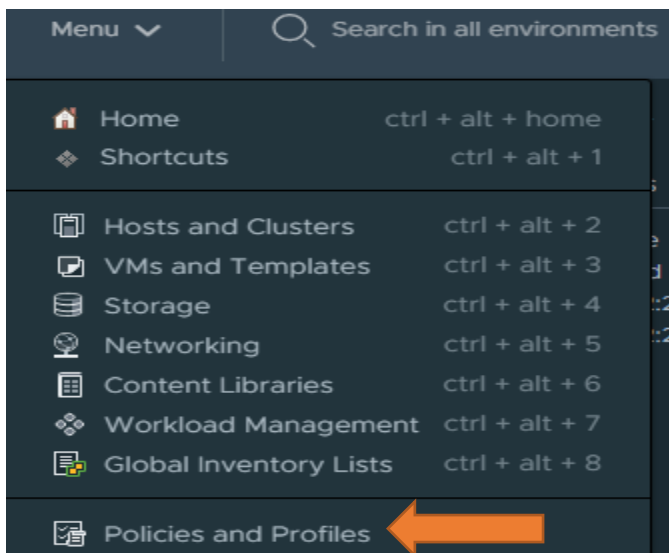
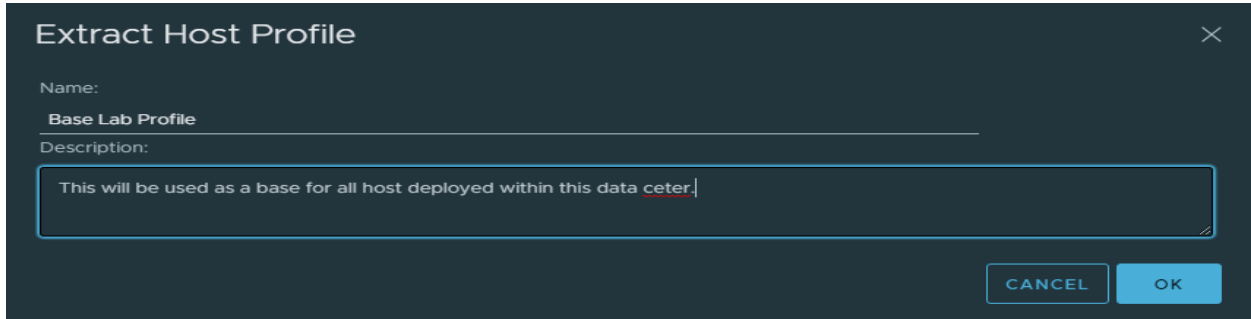
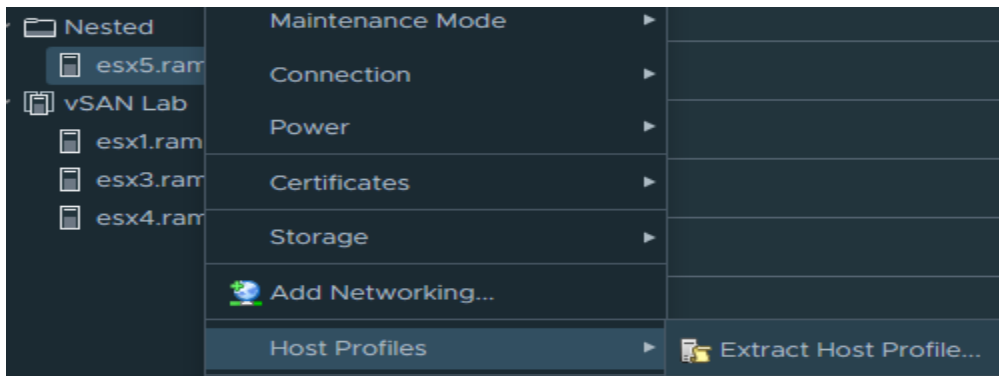
Within my Data Center, I have ESXi5 which is running as a Virtual machine in nested ESX2. The basic hardware setup is detailed below.

CPU = 2, Memory = 4GB, Physical Adapters = 3, Datastore = 1



Hardware	
Manufacturer	VMware, Inc.
Model	VMware7,1
▼ CPU	
CPU Cores	2 CPUs x 3.19 GHz
Processor Type	Intel(R) Core(TM) i5-3470 CPU @ 3.20GHz
Sockets	1
Cores per Socket	2
Logical Processors	2
Hyperthreading	Not available
Memory	1.16 GB / 4 GB
> Virtual Flash Resource	0 B / 0 B
▼ Networking	
Hostname	ESX5.RAMLAN.CA
Networks	1 Network(s)
Physical Adapters	3
▼ Storage	
Datastore Clusters	0
Datastores	1

I will create profile from this as a base for future use.



Host Profiles

EXTRACT HOST PROFILE | IMPORT HOST PROFILE | DUPLICATE HOST PROFILE | COPY SETTINGS FROM HOST | COPY SETTINGS TO HOST PROFILES | EXPORT HOST PROFILE | DELETE

Host Profile Name	Compliant Hosts	Not Compliant Hosts	Unknown State Hosts	Last Edited	Hosts	VC
Base Lab Profile	0	0	0	08/16/2020, 8:20:29 AM	0	VC.RAMLAN.CA

Base Lab Profile

ACTIONS ▾

- Actions - Base Lab Profile
- Check Host Profile Compliance
- Copy Settings from Host...
- Copy Settings to Host Profiles...
- Duplicate Host Profile...
- Export Host Profile
- Attach/Detach Hosts and Clusters...
- Remediate...
- Edit Host Customizations...
- Edit Host Profile...** ←
- Delete

Summary | Monitor | Config

Name: Base Lab Profile
Description: This profile is used as a base for all host deployed within this data center.
Created On: Aug 16, 2020
Last Modified: Aug 16, 2020
Version: 7.0

Recent Compliance Failures

Host	Compliance Failures	Last Checked
No items		

[View all](#)

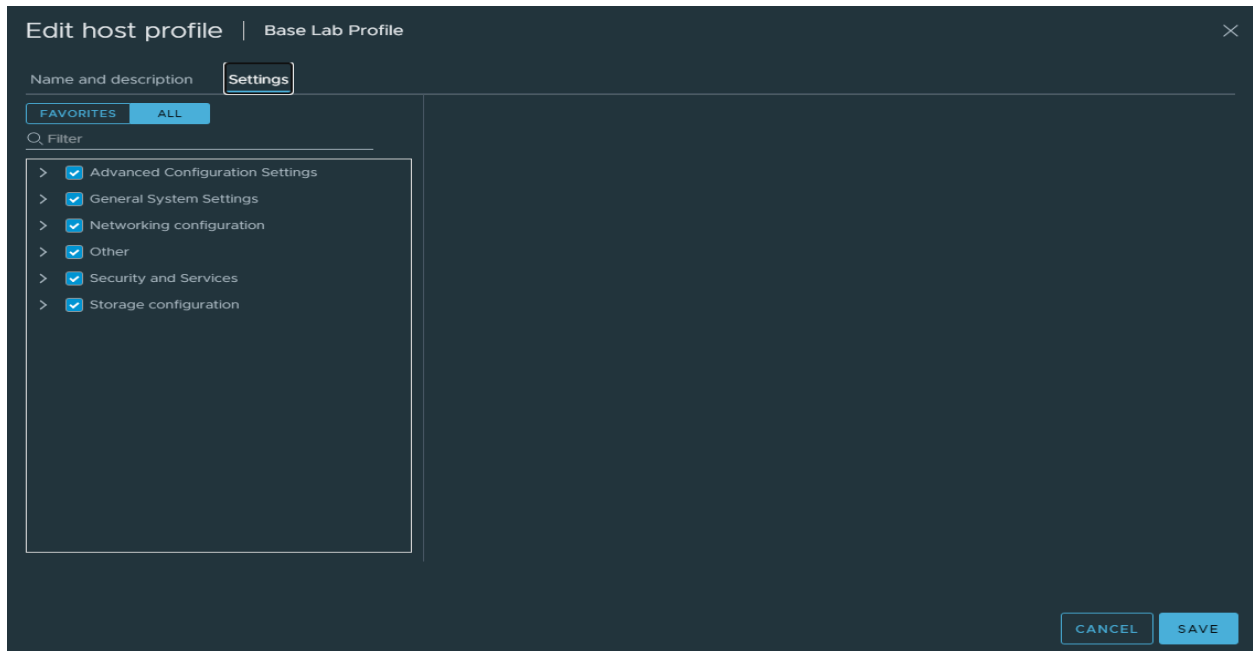
Edit host profile | Base Lab Profile

Name and description | Settings

Name:

Description:

Below you have many settings available to change to your needs and save it as your profile. I am not going to make any change as, I am fine with the profile settings.



This concludes host profile creation. I did not dig deep as the configuration changes company to company and their requirements.

Thanks

Ram Lan
16th Aug 2020