

How to install KB4553501 on Current Branch 2002

Microsoft released an update for CB2002. This is for fast ring users who deployed CB2002 before it was released to general public. If you installed CB2002 this week, you will not need this update.

An update is available to administrators who opted in through a PowerShell script to the early update ring deployment for Microsoft Endpoint Configuration Manager current branch, version 2002. You can access the update in the Updates and Servicing node of the Configuration Manager console.

This update addresses important, late-breaking issues that were resolved after version 2002 became available globally. This article summarizes the most significant changes.

This update does not apply to sites that downloaded version 2002 on May 11, 2020, or a later date. Therefore, it will not be listed in the Configuration Manager console for those sites.

The details of the update are in the link

<https://support.microsoft.com/help/4553501>

The screenshot shows the Configuration Manager console interface. At the top, there is a navigation bar with icons for Saved Searches, Install Update Pack, Run prerequisite check, Retry installation, Ignore prerequisite warnings, Promote Pre-production Client, and Download. Below this, the 'Updates and Servicing' node is selected, showing a list of updates. The update 'Configuration Manager 2002 Hotfix (KB4553501)' is highlighted, with details: Date Released: 06-May-2020 12:00 AM, State: Ready to install, Prereq Only: No, Package Guid: 478F6E36-F23E-4186-B801-CE0EF0435D7A, Full Version: 5.00.8968.1022, Client Version: 5.00.8968.1021.

Below the console, the 'Configuration Manager Updates Wizard' is open, showing the 'General' tab. The wizard title is 'Configuration Manager 2002 Hotfix (KB4553501)'. The text states: 'This wizard helps you configure and install this update.' and includes a link to 'Learn more.'.

The 'This version includes:' section lists the following updates:

- Configuration Manager site server updates
- Configuration Manager console updates
- Configuration Manager client updates

The 'Prerequisite warnings:' section shows a checkbox labeled 'Ignore any prerequisite check warnings and install this update regardless of missing requirements.' which is checked.

At the bottom right, there is a link to 'Privacy Statement'.

The wizard has navigation buttons at the bottom: '< Previous', 'Next >' (highlighted), 'Summary', and 'Cancel'.



Client Update Options

General

Client Update Options

License Terms

Summary

Progress

Completion

Client Update Settings

This update includes an update for the Configuration Manager client. You can upgrade your clients immediately, or validate this client in a pre-production collection before you upgrade all your Configuration Manager clients.

☒ Upgrade without validating

Overwrites your current Configuration Manager client package with the new client update. All new client installations and client upgrades use this new client update.

☐ Validate in pre-production collection

Validate the client update on members of the pre-production collection while you keep your production client package intact. Later, you can overwrite the production package using Client Update Options in the Updates and Servicing node of the Configuration Manager console.

Pre-production collection:

Browse...

< Previous

Next >

Summary

Cancel



License Terms

General

Client Update Options

License Terms

Summary

Progress

Completion

Review and accept the terms for this update pack

You must accept the License Terms and Privacy Statement to continue installation.

[View the License Terms](#)

[View the Privacy Statement](#)

☒ I accept these License Terms and Privacy Statement.

[Learn more](#)

< Previous

Next >

Summary

Cancel



Summary

General

Client Update Options

License Terms

Summary

Progress

Completion

Confirm the Settings

Details:

Summary of update package installation

Install Update Package Configuration Manager 2002 Hotfix (KB4553501)
Prerequisite warnings will be ignored
Test new version of the client in production

To change these settings, click Previous. To apply the settings, click Next.

< Previous

Next >

Summary

Cancel



Completion

General

Client Update Options

License Terms

Summary

Progress

Completion

**The Configuration Manager Updates Wizard completed successfully**

Details:

Summary of update package installation

✓ Success: Install Update Package Configuration Manager 2002 Hotfix (KB4553501)
Prerequisite warnings will be ignored
Test new version of the client in production

To exit the wizard, click Close.

< Previous

Next >

Summary

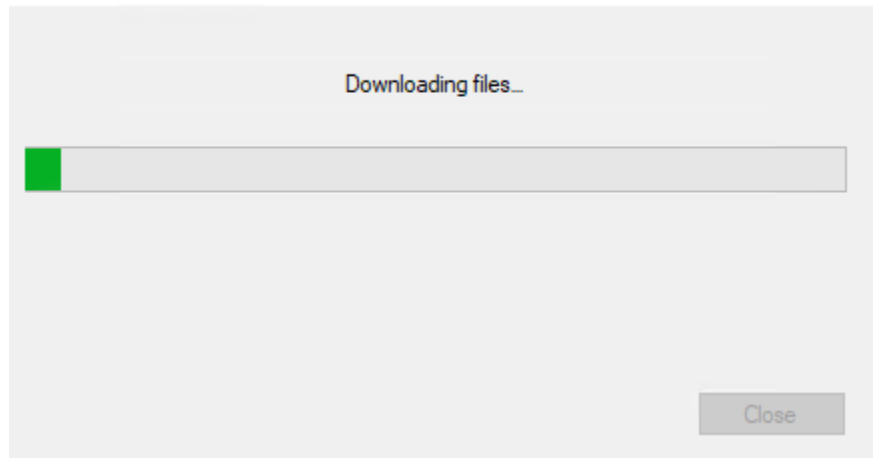
Close

Updates and Servicing 2 items

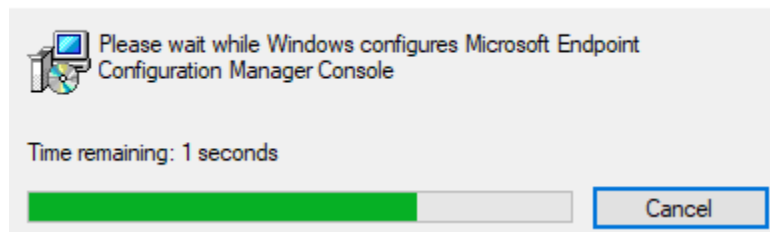
Search						
Name	Date Released	State	Prereq Only	Package Guid	Full Version	C
Configuration Manager 2002 Hotfix (KB4553501)	06-May-2020 12:00 AM	Installing	No	478F6E36-F23E-4186-B801-CE0EF0435D7A	5.00.8968.1022	

⚠ A new version of the console is available (5.2002.1083.2000). Working in the old console (5.2002.1083.1800) might corrupt data.

Configuration Manager



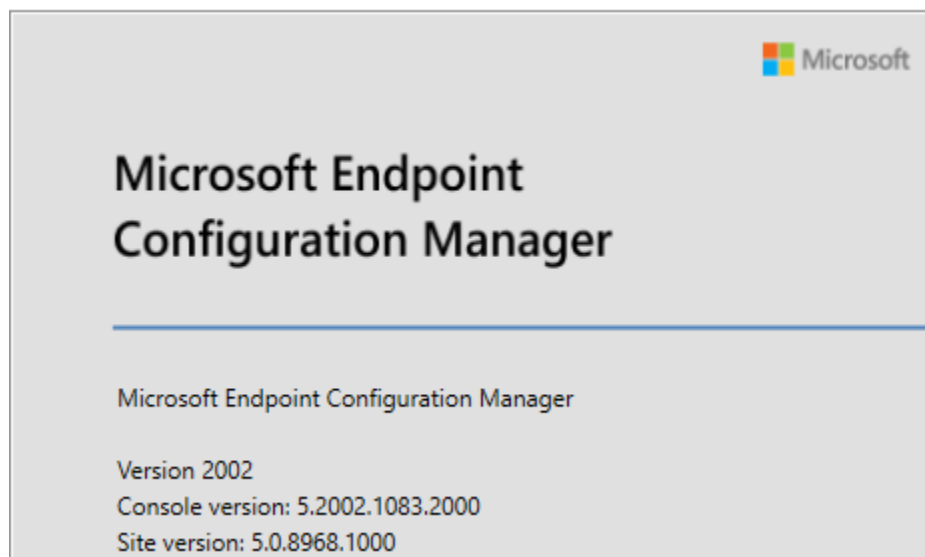
Microsoft Endpoint Configuration Manager Console




Updates and Servicing 2 items

Search						
Name	Date Released	State	Prereq Only	Package Guid	Full Version	Client Version
Configuration Manager 2002 Hotfix (KB4553501)	06-May-2020 12:00 AM	Installed	No	478F6E36-F23E-4186-B801-CE0EF0435D7A	5.00.8968.1022	5.00.8968.1021


About Microsoft Endpoint Configuration Manager



 Hierarchy Settings Properties X

Automatic Mac Client Upgrade

General Licensing Diagnostic and Usage Data Client Approval and Conflicting Records Authentication Client Upgrade

 Configure settings that control how clients automatically upgrade.

Production client version: 5.00.8968.1021
Last modified: 16-May-2020 9:47:28 AM

☒ Upgrade all clients in the hierarchy using production client
☐ Do not upgrade servers

Automatically upgrade clients within days:

Pre-production client version: 5.00.8968.1021
Last modified: 16-May-2020 9:47:16 AM

☐ Upgrade all clients in the pre-production collection automatically using pre-production client

Pre-production collection :


You can promote the pre-production client from Monitoring > Client Status > Pre-production Client Deployment.

☐ Exclude specified clients from upgrade

Exclusion collection :

These clients will not be upgraded via any method such as automatic upgrade or software update-based upgrade.

Client deployment status can be monitored in console and using reports.

 Applied to Windows operating systems only. You can download clients for additional operating systems from the [Microsoft Download Center](#).

☒ Automatically distribute client installation package to distribution points that are enabled for prestaged content

This concludes the update install.

Thanks

Ram Lan

16th May 2020