

How to install TurboTax 2019 (Canadian Version) on Windows 10

In this post, I will show you how to install and activate TurboTax 2019 on Windows 10 or Windows Server 2019 operating system. Please note with this version you will be able to file a max of 20 returns. If you need more than 20 returns – please purchase business version.

Download the software from here

https://filebin.net/vyevgh52lirwkrvg/TurboTax_2019_Canadian.rar?t=n7r0yt0g

Run setup (Retail).exe

> DC > Downloads > TurboTax 2019 Canadian

Name	Date modified	Type	Size
Keygen	23-Dec-2015 11:52...	File folder	
Setup (Retail).exe	15-Dec-2019 2:41 ...	Application	240,490 KB

TurboTax 2019

intuit
turbotax.

License Agreement

INTUIT SOFTWARE END USER LICENSE AGREEMENT
TurboTax and TurboImpôt Tax Year 2019

Thank you for selecting the Software (defined below) offered by Intuit Canada ULC and/or its subsidiaries and affiliates (referred to as "Intuit," "we," "our," or "us"). Review these license terms ("Agreement") thoroughly. This Agreement is a legal agreement between you and Intuit. By clicking "I Agree," indicating acceptance electronically, installing, accessing or using the Software, you agree to these terms. If you do not agree to this Agreement, then you may not use the Software.

I accept the terms in the license agreement
 I do not accept the terms in the license agreement

InstallShield

Cancel Next



Here's what your installation will look like:

Install location: C:\Program Files (x86)\TurboTax 2019\

Change

Help Us Improve: Help Intuit improve its products and services by automatically sending usage data. Usage data may include de-identified information about your tax filings and details about how you use our products and services. Data received will be treated in accordance with our privacy policy.

[Privacy Policy](#)

Sure, count me in!

InstallShield

Cancel

Back

Install



Installing...

Support, every step of the way



We're here for you.

We break down complicated tax language with easy-to-answer questions that apply to you.



Your taxes done right, guaranteed.

We double-check your return as you go, so you can be confident it's accurate.



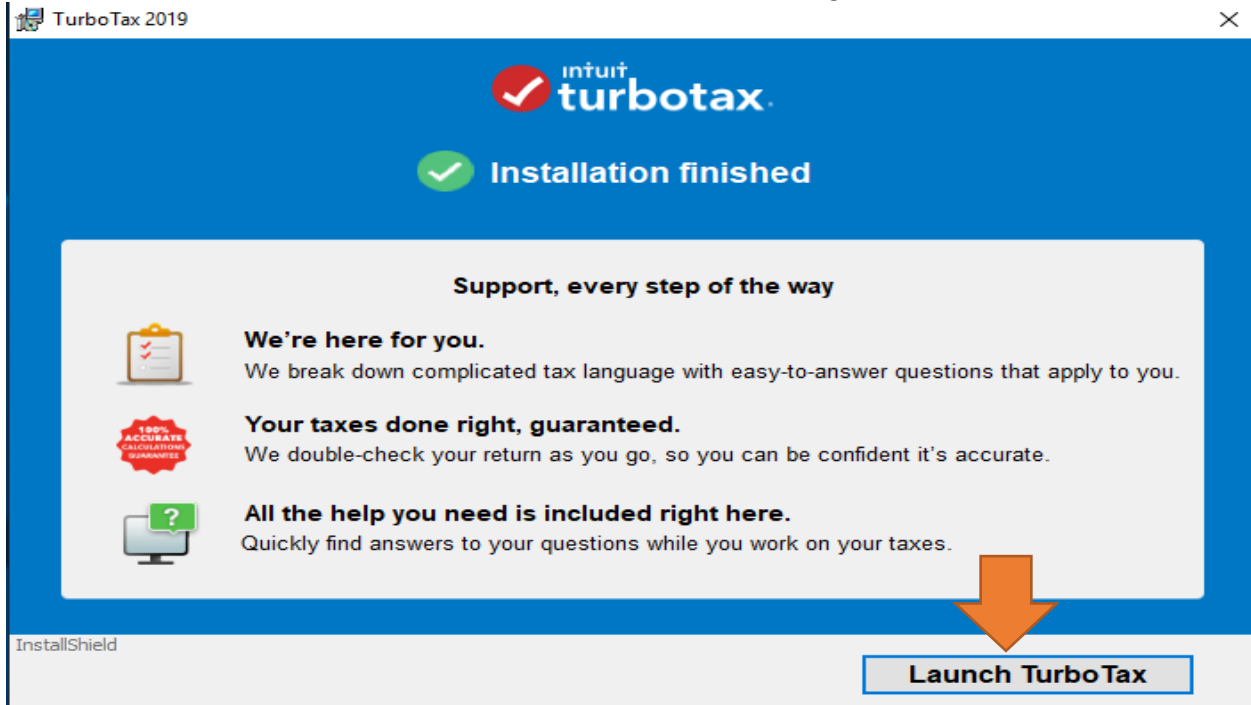
All the help you need is included right here.

Quickly find answers to your questions while you work on your taxes.

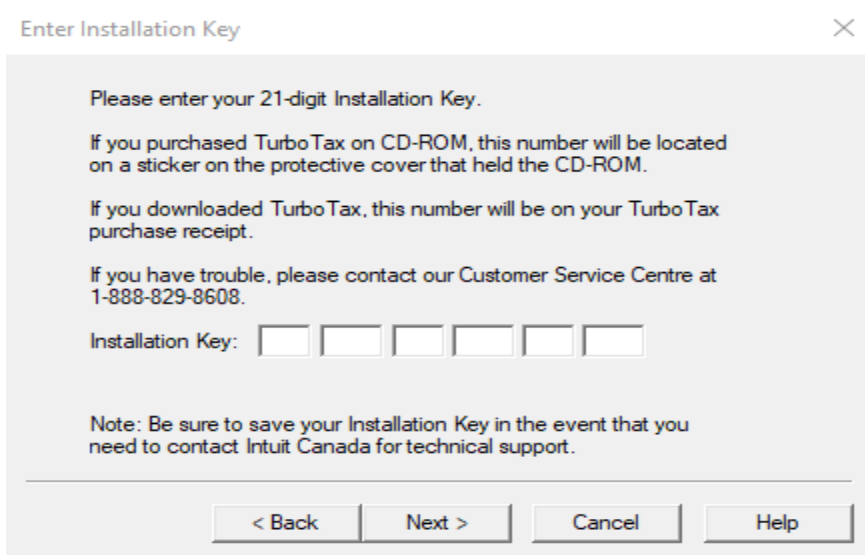
InstallShield

Cancel

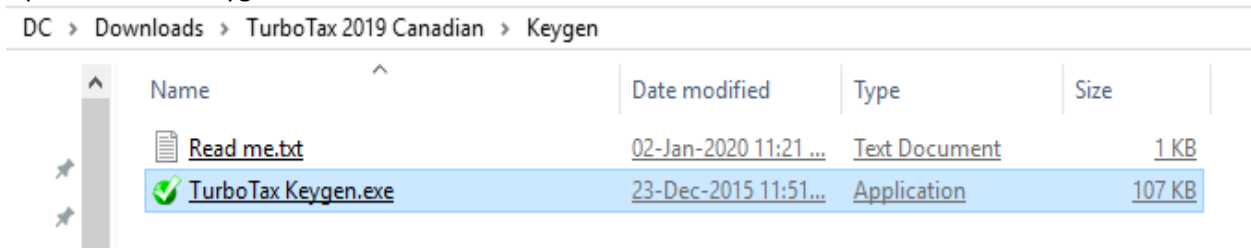
Launch TurboTax – Make sure to disconnect internet before launching TurboTax



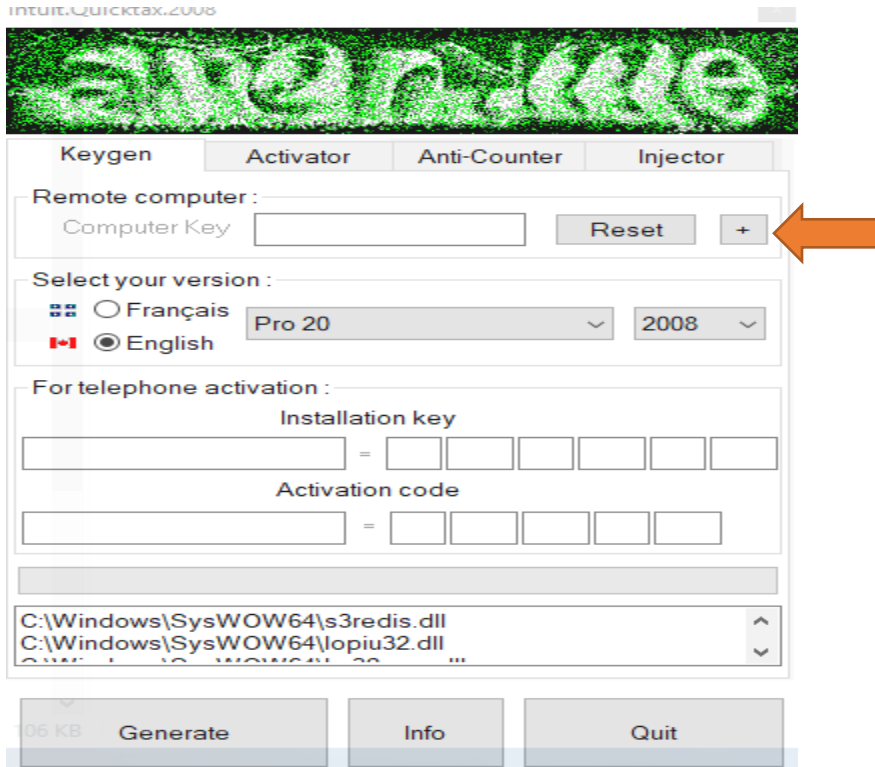
When you press Launch TurboTax – below screen will show up automatically. **Don't do anything here now.**



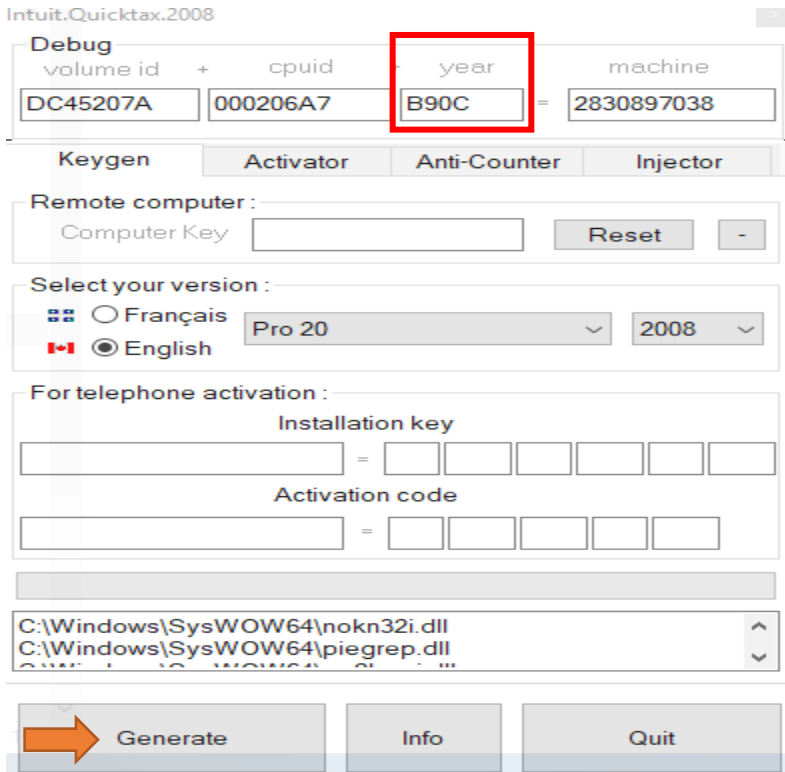
Open TurboTax Keygen.exe



Click + icon



Change year to B90C and click Generate



You will see this

The screenshot shows a 'Debug' window with the following fields and controls:

- Fields: volume id (DC45207A), cpuid (000206A7), year (B90C), machine (2830897038)
- Buttons: Keygen, Activator, Anti-Counter, Injector
- Remote computer: Computer Key (empty), Reset, -
- Select your version: Français (unselected), English (selected), Pro 20 (dropdown), 2008 (dropdown)
- For telephone activation: Installation key (013420492730241704692), Activation code (310245542943200105)
- File list: C:\Windows\SysWOW64\nokn32i.dll, C:\Windows\SysWOW64\piegprep.dll
- Buttons: Generate (106 KB), Info, Quit

The installation key is automatically added to below screen. Click Next

The 'Enter Installation Key' dialog box contains the following text and controls:

- Text: Please enter your 21-digit Installation Key.
- Text: If you purchased TurboTax on CD-ROM, this number will be located on a sticker on the protective cover that held the CD-ROM.
- Text: If you downloaded TurboTax, this number will be on your TurboTax purchase receipt.
- Text: If you have trouble, please contact our Customer Service Centre at 1-888-829-8608.
- Installation Key: 013 4204 927 3024 170 4692 (with an orange arrow pointing to the last digit)
- Note: Be sure to save your Installation Key in the event that you need to contact Intuit Canada for technical support.
- Buttons: < Back, Next > (highlighted with a red box), Cancel, Help

Select Automated Telephone Activation

Choose Activation Method X


Choose Activation Method

To activate Turbo Tax you need to transmit your Installation Key and a Computer Key to Intuit Canada Limited. For more information on this process, press the "Help" button.

We recommend that you transmit these codes using the Internet (if you have access). However, you may use a telephone if you prefer.

How do you wish to proceed?

Internet Activation

Automated Telephone Activation 

If you want to go to the TurboTax Product Activation Frequently Asked Questions website press the Support button. Support

< Back Next > Cancel Help

Now click Generate once more

Intuit.Quicktax.2008

Debug

volume id	+	cpuid	+	year	=	machine
DC45207A		000206A7		B90C		2830897038

Keygen Activator Anti-Counter Injector


Remote computer:
Computer Key Reset -

Select your version:
 Français English Pro 20 2008


For telephone activation:

Installation key
132627476313728150291 = 132 6274 763 1372 815 0291

Activation code
115404877002722352 = 115 4048 7700 272 2352



C:\Windows\SysWOW64\nokn32i.dll
C:\Windows\SysWOW64\piegrep.dll

 Generate Info Quit

The activation code is automatically added to below screen. Click Next

Automated Telephone Activation ×

Automated Telephone Activation

Please call our Customer Service Centre at 1 888 400-2563 to obtain your Activation Code. You will be asked to provide your Installation Key and Computer Key.

The Installation Key you entered is:

132	6274	763	1372	815	0291	Change
-----	------	-----	------	-----	------	--------


Your Computer Key is:

146	714	172	5624
-----	-----	-----	------

Once you have received your Activation Code, enter it in the spaces provided below and click "Next".

Your Activation Code:

115	4048	7700	272	2352
-----	------	------	-----	------



< Back **Next >** Cancel Help

Activation Successful. Click Finish.

Activation Complete ×

Thank you for activating TurboTax.

You may now proceed with your TurboTax session.

PLEASE NOTE: The CRA has set a maximum of 20 returns filed - on paper or electronically - per computer.

For more information on the CRA 20 return limit per computer, please visit turbotax.ca/returns

If you must file more than 20 returns on this computer, please upgrade to ProFile Basic professional tax software by visiting accountant.intuit.ca.

Press "Finish" to proceed with your TurboTax session.

Finish Help

Now you can close the keygen by clicking quit

Debug
volume id + cpuid + year machine
DC45207A 000206A7 B90C = 2830897038

Keygen Activator Anti-Counter Injector

Remote computer :
Computer Key [] [Reset] [-]

Select your version :
 Français [Pro 20] [2008]
 English

For telephone activation :
Installation key
132627476313728150291 = [132] [6274] [763] [1372] [815] [0291]
Activation code
115404877002722352 = [115] [4048] [7700] [272] [2352]

[]
C:\Windows\SysWOW64\nokn32i.dll
C:\Windows\SysWOW64\piegrep.dll
C:\Windows\SysWOW64\...

[Generate] [Info] [Quit]

Click Register Later

TurboTax Registration ×

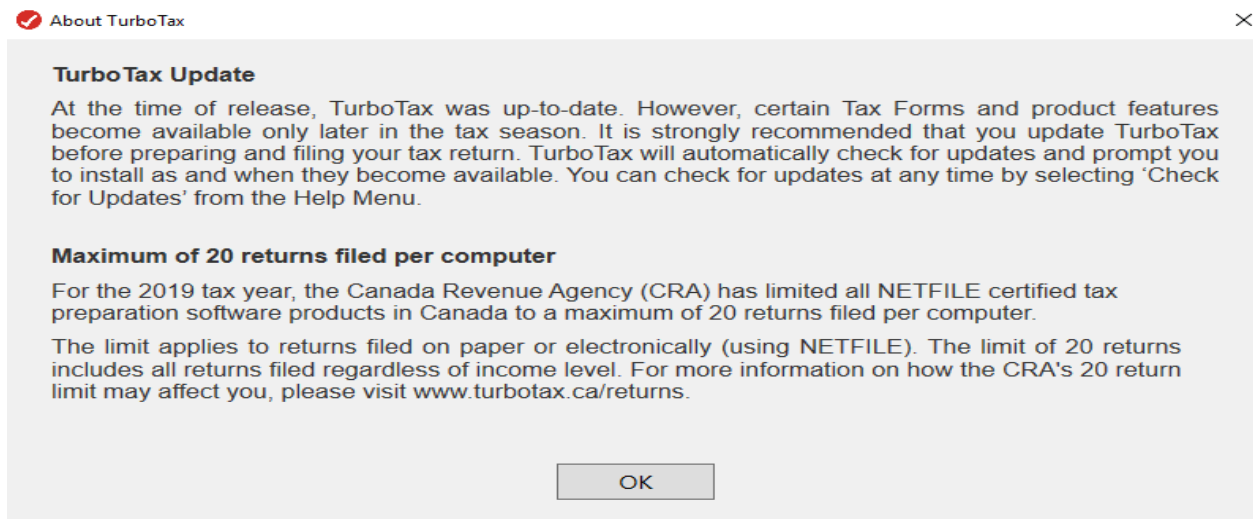
Register online now to ensure that you have access to critical product updates and services including:

- . Enabling CRANetfile and MRQ Netfile online tax filing submission
- . Updated tax forms
- . Notification, identification and resolution of product issues
- . Unlimited technical support

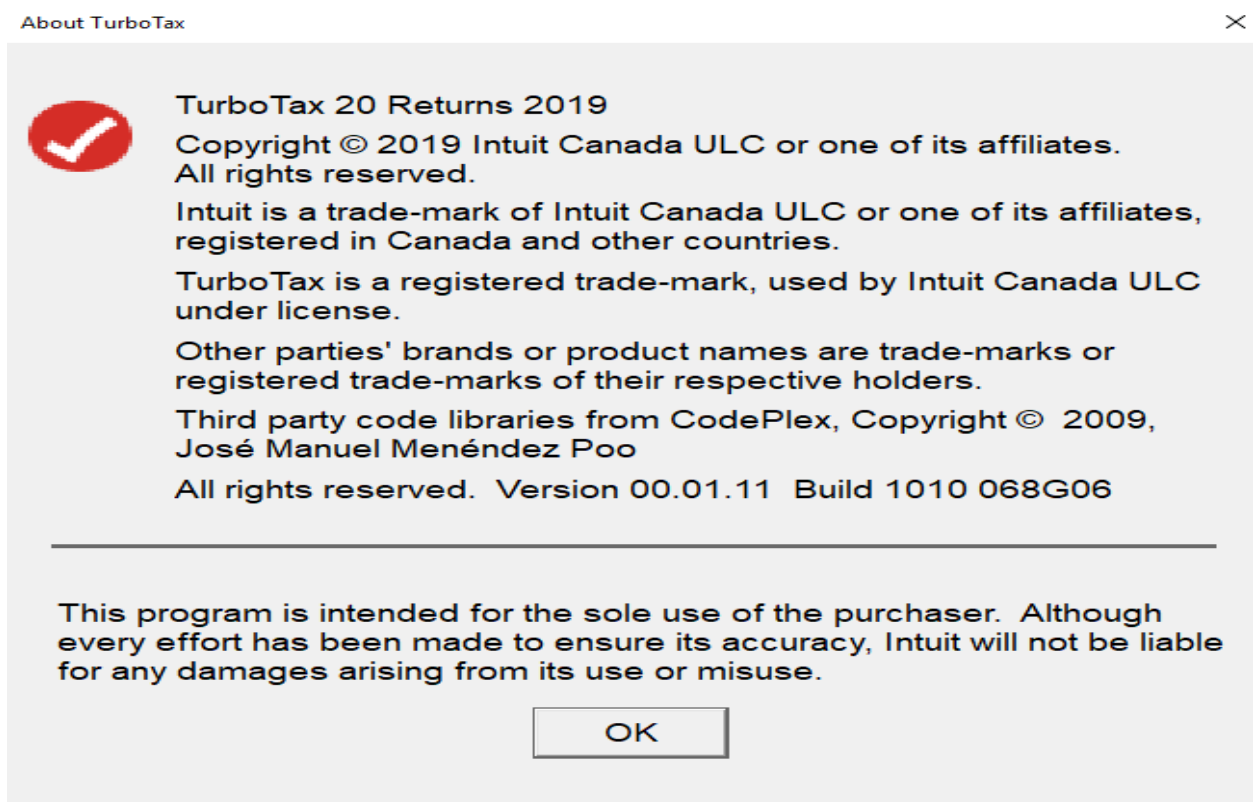
TurboTax registration will take less than 5 minutes of your time.

[Register Online] [Register Later] [Help]

The program will open with below message. Click OK



Go to Help – Click About TurboTax



Now you have a working copy of TurboTax 2019 ready to file your return.

Thanks

Ram Lan

2nd Jan 2020