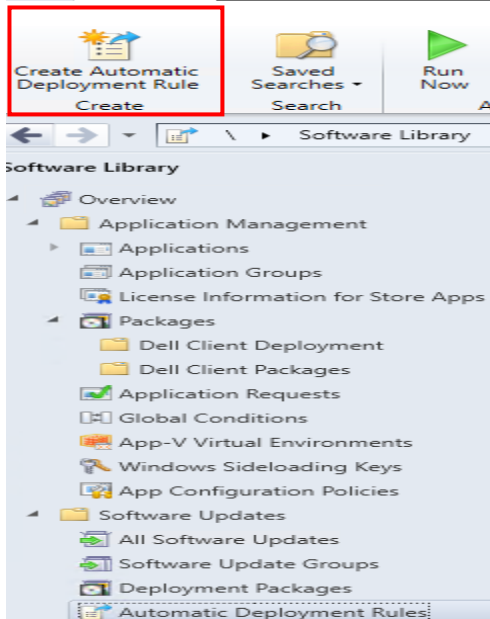
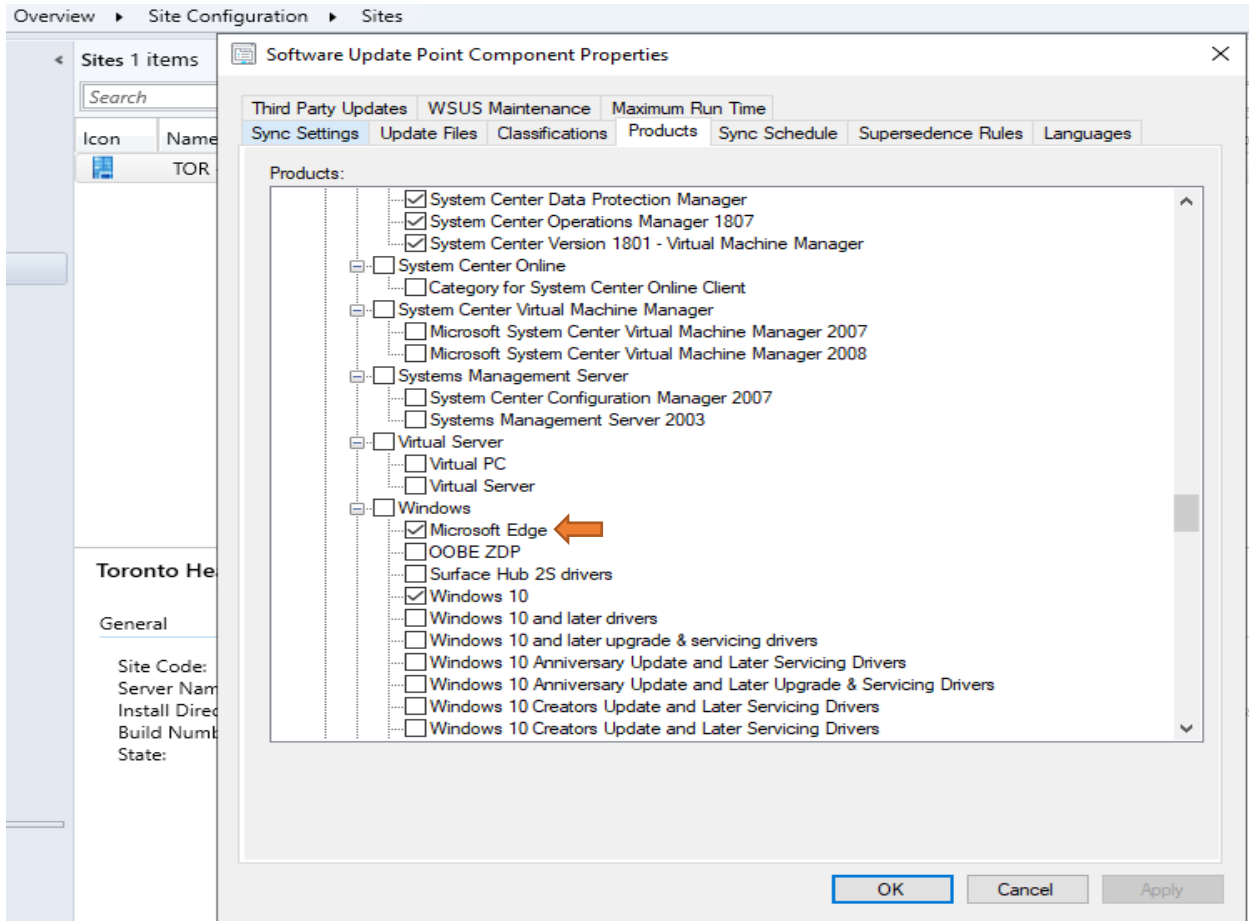


# Automatic Deployment Rule (ADR) for Microsoft Edge Chromium

In this post, I will show you how to create ADR for Microsoft Edge browser to update frequently as and when new version is released.

Before you create ADR make sure you have enabled this at SUP.





## General

## General

## Deployment Settings

## Software Updates

## Evaluation Schedule

## Deployment Schedule

## User Experience

## Alerts

## Deployment Package

## Download Settings

## Summary

## Progress

## Completion

## Specify the settings for this automatic deployment rule

Name: Description: 

Select a previously saved deployment template that defines configuration settings for this deployment. You can save the current configuration as a new deployment template on the Summary page of this wizard.

Template:  

Specify the target collection for the software update deployment.

Collection:  

Each time the rule runs and finds new updates.

- Add to an existing Software Update Group
- Create a new Software Update Group

Choose whether to enable the deployment after this rule runs for the associated software update group. When this setting is not selected, you must manually deploy the software update group.

- Enable the deployment after this rule is run

&lt; Previous

Next &gt;

Summary

Cancel



## Deployment Settings

## General

## Deployment Settings

## Software Updates

## Evaluation Schedule

## Deployment Schedule

## User Experience

## Alerts

## Deployment Package

## Download Settings

## Summary

## Progress

## Completion

## Specify the settings for this Automatic Deployment Rule

- Use Wake-on-LAN to wake up clients for required deployments

Choose how much state detail you want clients to report back for deployments created by this rule.

Detail level: 

Some software updates include a license agreement. Software updates that you choose to deploy automatically will not display any license agreement to you, regardless of whether those software updates include a license agreement. You can review the Microsoft Software License Terms in the All Updates list in the Software Updates node of the console.

- Automatically deploy only software updates found by this rule that do not include a license agreement, or for which the license agreement has already been approved
- Automatically deploy all software updates found by this rule, and approve any license agreements

&lt; Previous

Next &gt;

Summary

Cancel

Configuration Manager returned 3 updates.

Filter...

Title	Article ID	Bulletin ID	Product
Microsoft Edge-Stable Channel Version 79 Update for x64 based Editions (Build 79.0.309.68)			"Micro
Microsoft Edge-Dev Channel Version 81 Update for x64 based Editions (Build 81.0.389.2)			"Micro
Microsoft Edge-Beta Channel Version 80 Update for x64 based Editions (Build 80.0.361.33)			"Micro

[Close](#)

Create Automatic Deployment Rule Wizard



Software Updates

- General
- Deployment Settings
- Software Updates**
- Evaluation Schedule
- Deployment Schedule
- User Experience
- Alerts
- Deployment Package
  - Download Location
  - Language Selection
- Download Settings
- Summary
- Progress
- Completion

Select the property filters and search criteria

The software updates that meet the specified criteria are added to the associated software update group.

Property filters:

- Architecture
- Article ID
- Bulletin ID
- Content Size (KB)
- Custom Severity
- Date Released or Revised
- Deployed
- Description
- Language

Search criteria:

Architecture "[x64](#)"  
 Language "[English](#)"  
 Product "[Microsoft Edge](#)"  
 Update Classification "[Updates](#)"  
 Vendor "[Microsoft](#)"

[Preview](#)



Evaluation Schedule

- General
- Deployment Settings
- Software Updates
- Evaluation Schedule**
- Deployment Schedule
- User Experience
- Alerts
- Deployment Package
  - Download Location
  - Language Selection
- Download Settings
- Summary
- Progress
- Completion

Specify the recurring schedule for this rule

Current software update point synchronization schedule:

Occurs every 7 days effective 13-Jan-2019 3:53 AM

- Do not run this rule automatically
- Run the rule after any software update point synchronization
- Run the rule on a schedule

Occurs every 1 days effective 24-Jan-2020 1:49 AM

Customize...

< Previous    Next >    Summary    Cancel



Deployment Schedule

- General
- Deployment Settings
- Software Updates
- Evaluation Schedule
- Deployment Schedule**
- User Experience
- Alerts
- Deployment Package
  - Download Location
  - Language Selection
- Download Settings
- Summary
- Progress
- Completion

Configure schedule details for this deployment

**Schedule evaluation**  
Specify if the schedule for this deployment is evaluated based upon Universal Coordinated Time (UTC) or the local time of the client.

Time based on:

**Software available time**  
Specify when software updates are available. After this rule is run, software updates are distributed to the content server. Then the software updates are available to install as soon as possible or scheduled to install at a configured period of time after the rule is run.  
Note: You must enable this deployment before software updates are available to install.

- As soon as possible
- Specific time:

**Installation deadline**  
Specify a deadline for required software updates. The deadline is determined by adding the deadline time to the installation time. When the deadline is reached, required software updates are installed on the device and the device is restarted if necessary.

- As soon as possible
- Specific time:

Delay enforcement of this deployment according to user preferences, up to the grace period defined in client settings.

< Previous    **Next >**    Summary    Cancel



User Experience

- General
- Deployment Settings
- Software Updates
- Evaluation Schedule
- Deployment Schedule
- User Experience**
- Alerts
- Deployment Package
  - Download Location
  - Language Selection
- Download Settings
- Summary
- Progress
- Completion

### Specify the user experience for this deployment

User visual experience

User notifications: Display in Software Center and show all notifications

Deadline behavior

When the installation deadline is reached, allow the following activities to be performed outside of any defined maintenance windows:

Software Update Installation

System restart (if necessary)

Device restart behavior

Some software updates require a system restart to complete the installation process. You can suppress this restart on servers and workstations.

Suppress the system restart on the following devices:

Servers

Workstations

Write filter handling for Windows Embedded devices

Commit changes at deadline or during a maintenance window (requires restarts)

If this option is not selected, content will be applied on the overlay and committed later.

Software updates deployment re-evaluation behavior upon restart

If any update in this deployment requires a system restart, run updates deployment evaluation cycle after restart

< Previous
Next >
Summary
Cancel



Alerts

- General
- Deployment Settings
- Software Updates
- Evaluation Schedule
- Deployment Schedule
- User Experience
- Alerts**
- Deployment Package
  - Download Location
  - Language Selection
- Download Settings
- Summary
- Progress
- Completion

### Specify software update alert options for this deployment

Configuration Manager alerts

Specify the criteria for generating a Configuration Manager alert.

Generate an alert when this Rule fails

Generate an alert when the following conditions are met

Client compliance is below the following percent: 90

Offset from the deadline: 7 Days

Alerts are generated after the installation deadline is reached.

Deadline time: 31-Jan-2020 1:49:00 AM

Operations Manager alerts

System Center Operations Manager might generate alerts when a device installs a software update. To avoid receiving alerts for planned maintenance, you can disable these alerts during the duration of the software update installation process.

Disable Operations Manager alerts while software updates run

Generate Operations Manager alert when a software update installation fails

< Previous
Next >
Summary
Cancel



Deployment Package

- General
- Deployment Settings
- Software Updates
- Evaluation Schedule
- Deployment Schedule
- User Experience
- Alerts
- Deployment Package
- Distribution Points
- Download Location
- Language Selection
- Download Settings
- Summary
- Progress
- Completion

### Select deployment package for this automatic deployment rule

The deployment package contains the software update files associated with this rule that will be available to clients as part of the deployment. You can select an existing deployment package or create a new one.

Select a deployment package

Browse...

Create a new deployment package

Name:

Description:

Package source (Example): \\<server>\<folder path>

Browse...

Sending priority:

Enable binary differential replication

To minimize the network traffic between sites, binary differential replication updates only the content that has changed in the package.

No deployment package

Clients download content from peers or the Microsoft cloud.

< Previous

Next >

Summary

Cancel



Distribution Points

- General
- Deployment Settings
- Software Updates
- Evaluation Schedule
- Deployment Schedule
- User Experience
- Alerts
- Deployment Package
- Distribution Points
- Download Location
- Language Selection
- Download Settings
- Summary
- Progress
- Completion

### Specify the distribution points or distribution point groups to host the content

Distribution points or distribution point groups:

Filter...		
Name	Description	Associations
CB.RAMLAN.CA	Distribution point	
Toronto	Distribution point group	0

Add

Remove

< Previous

Next >

Summary

Cancel



Download Location

- General
- Deployment Settings
- Software Updates
- Evaluation Schedule
- Deployment Schedule
- User Experience
- Alerts
- Deployment Package
- Distribution Points
- Download Location**
- Language Selection
- Download Settings
- Summary
- Progress
- Completion

### Specify download location for this Automatic Deployment Rule

If your site server does not have an Internet connection, you can download the software updates from a different computer and save them to a network location accessible by the site server.

- Download software updates from the Internet
- Download software updates from a location on my network:

Example: \\<server>\<folder path>

Browse...

Note:

When the deployment package contains all required software updates, select "Download software updates from the internet". The software updates files will be validated, but will not be downloaded again.



Language Selection

- General
- Deployment Settings
- Software Updates
- Evaluation Schedule
- Deployment Schedule
- User Experience
- Alerts
- Deployment Package
- Distribution Points
- Download Location
- Language Selection**
- Download Settings
- Summary
- Progress
- Completion

### Specify the update languages for product

Edit...

Product	Update languages
Windows Update	English
Office 365 Client Update	English (United States)



Download Settings

- General
- Deployment Settings
- Software Updates
- Evaluation Schedule
- Deployment Schedule
- User Experience
- Alerts
- Deployment Package
- Distribution Points
- Download Location
- Language Selection
- Download Settings**
- Summary
- Progress
- Completion

### Specify the software updates download behavior for clients on slow site boundaries.

Select the deployment option to use when a client uses a distribution point from a neighbor boundary group or the default site boundary group.

Deployment options:

- Do not install software updates
- Download software updates from distribution point and install

When software updates are not available on any distribution points in current or neighbor boundary group, client can download and install software updates from distribution points in site default boundary group

Deployment options:

- Do not install software updates
- Download and install software updates from the distribution points in site default boundary group

If software updates are not available on distribution point in current, neighbor or site boundary groups, download content from Microsoft Updates.

Allow clients on a metered Internet connection to download content after the installation deadline, which might incur additional costs

< Previous   Next >   Summary   Cancel



Summary

- General
- Deployment Settings
- Software Updates
- Evaluation Schedule
- Deployment Schedule
- User Experience
- Alerts
- Deployment Package
- Distribution Points
- Download Location
- Language Selection
- Download Settings
- Summary**
- Progress
- Completion

### Confirm the settings

Details:

Save As Template...

- General:
  - Automatic Deployment Rule: Microsoft Edge Chromium
  - Collection: All Systems
  - Action that rule should create: Create New Update Group
  - Enable Deployment on successful execution of rule: Yes
- Deployment Settings:
  - Send wake-up packets: No
  - Verbosity Level: Only error messages
  - Only deploy software updates that do not require a license agreement: No
- Software Updates:
  - Architecture: "x64"
  - Language: "English"
  - Product: "Microsoft Edge"
  - Update Classification: "Updates"
  - Vendor: "Microsoft"
- Evaluation Schedule:
  - Use a custom schedule to evaluate this rule: Occurs every 1 days effective 24-Jan-2020 1:49 AM
- Deployment Schedule:
  - Deployment schedules will be based on: Client local time
  - Time between rule run and deployment available: As soon as possible
  - Time between deployment available and deadline: As soon as possible
  - Delayed enforcement on deployment: No
- User Experience:
  - User Notifications: Display in Software Center and show all notifications
  - Install software updates outside the maintenance window when deadline is reached: No
  - Restart system outside the maintenance window when deadline is reached: Suppressed
  - Commit changes at deadline or during a maintenance window (requires restarts): Suppressed
  - If any update in this deployment requires a system restart, run updates deployment evaluation cycle after restart: No
  - If a restart is required it will be: Allowed
- Alerts:
  - Enable ADR alerts on failure: Yes
  - On update installation error generate a Window Event: Yes
  - Disable Window Event while updates install: No

To change these settings, click Previous. To apply the settings, click Next.

< Previous   Next >   Summary   Cancel





Completion

- General
- Deployment Settings
- Software Updates
- Evaluation Schedule
- Deployment Schedule
- User Experience
- Alerts
- Deployment Package
  - Distribution Points
  - Download Location
  - Language Selection
- Download Settings
- Summary
- Progress
- Completion



The Create Automatic Deployment Rule Wizard completed successfully

Details:

- General:
  - Automatic Deployment Rule: Microsoft Edge Chromium
  - Collection: All Systems
  - Action that rule should create: Create New Update Group
  - Enable Deployment on successful execution of rule: Yes
- Deployment Settings:
  - Send wake-up packets: No
  - Verbosity Level: Only error messages
  - Only deploy software updates that do not require a license agreement: No
- Software Updates:
  - Architecture: "x64"
  - Language: "English"
  - Product: "Microsoft Edge"
  - Update Classification: "Updates"
  - Vendor: "Microsoft"
- Evaluation Schedule:
  - Use a custom schedule to evaluate this rule: Occurs every 1 days effective 24-Jan-2020 1:49 AM
- Deployment Schedule:
  - Deployment schedules will be based on: Client local time
  - Time between rule run and deployment available: As soon as possible
  - Time between deployment available and deadline: As soon as possible
  - Delayed enforcement on deployment: No
- User Experience:
  - User Notifications: Display in Software Center and show all notifications
  - Install software updates outside the maintenance window when deadline is reached: No
  - Restart system outside the maintenance window when deadline is reached: Suppressed
  - Commit changes at deadline or during a maintenance window (requires restarts): Suppressed
  - If any update in this deployment requires a system restart, run updates deployment evaluation cycle after restart: No
  - If a restart is required it will be: Allowed
- Alerts:
  - Enable ADR alerts on failure: Yes

To exit the wizard, click Close.

< Previous

Next >

Summary

Close

Deployment Packages 12 items

Search

Icon	Name	Package ID
	Defender	TOR0001C
	Microsoft Edge	TOR00197
	Monthly Updates for Office 2019	TOR0002F
	O365	TOR00011
	Silverlight	TOR0001D
	SQL 2017	TOR00018
	Srv 2019	TOR00017
	SSU Servers Monthly	TOR0003C
	SSU Workstations	TOR0003D
	Win 10	TOR00016
	Win 10 Pre Release v1909	TOR0003E
	Win 10 v1903	TOR00034

Microsoft Edge

Package Properties

Package ID: TOR00197  
 Source Date: 24-Jan-2020 1:56 AM  
 Last Refresh Time: 24-Jan-2020 1:56 AM

Distribution Point Status



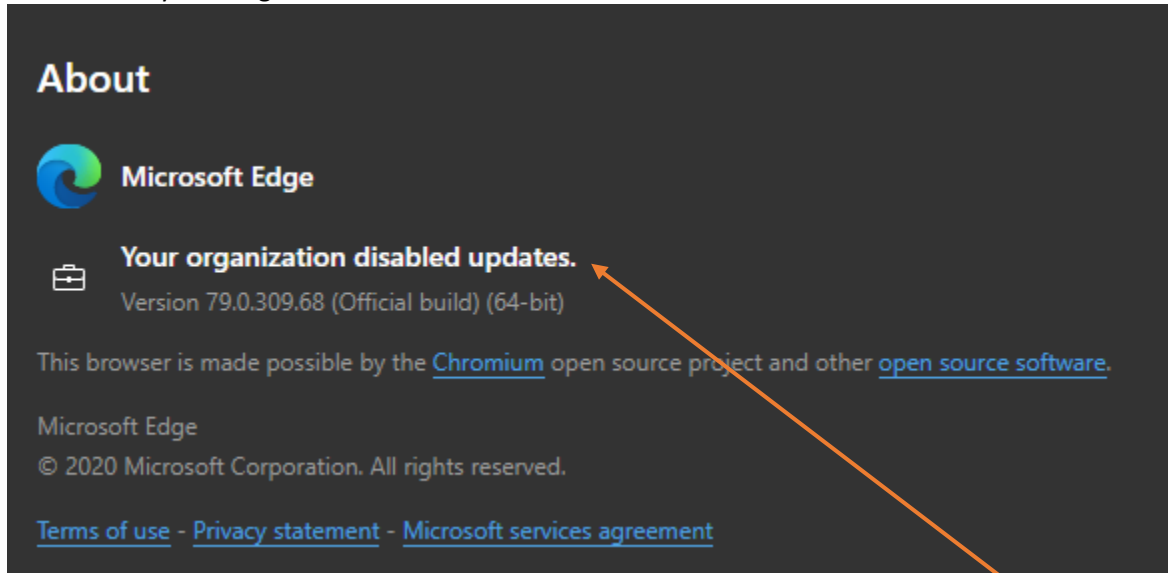
1 Targeted (Last Update: 24-Jan-2020 1:56 AM)

- Success: 1
- In Progress: 0
- Failed: 0
- Unknown: 0

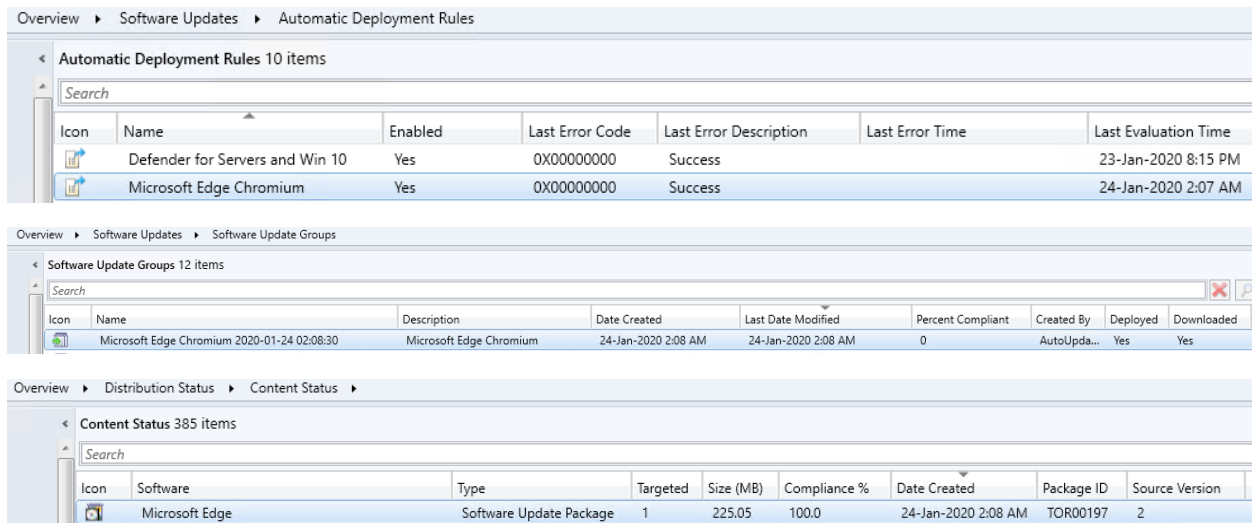
CB > OS (C:) > Sources > Applications > MS Edge >

Name	Date modified	Type	Size
79.0.309.68	19-Jan-2020 8:14 ...	File folder	
Edge.png	19-Jan-2020 8:11 ...	PNG File	51 KB

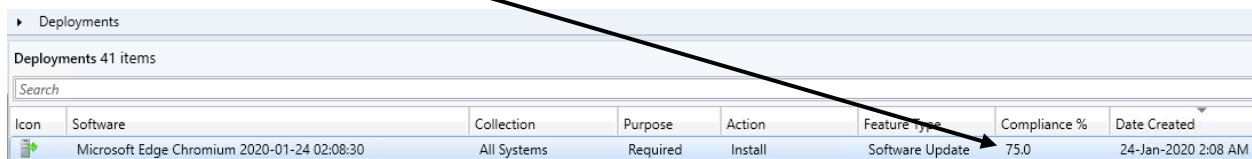
I am currently running this version.



Now we wait for the ADR to kick in when new version is released. Even though it says organization disabled updates the ADR still work because it is through WSUS.



So far the deployment is working. It is 100% compliant as far as the package distribution. We need to monitor the deployment status.



This concludes ADR for MS Edge deployment.

Thanks

Ram Lan  
24<sup>th</sup> Jan 2020