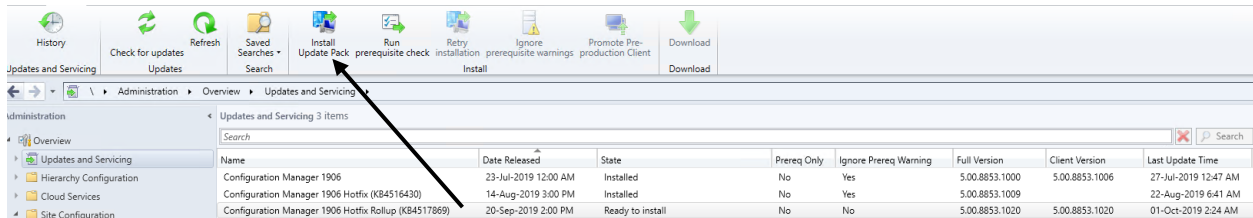


# Installing rollup update KB4517869 for CB1906

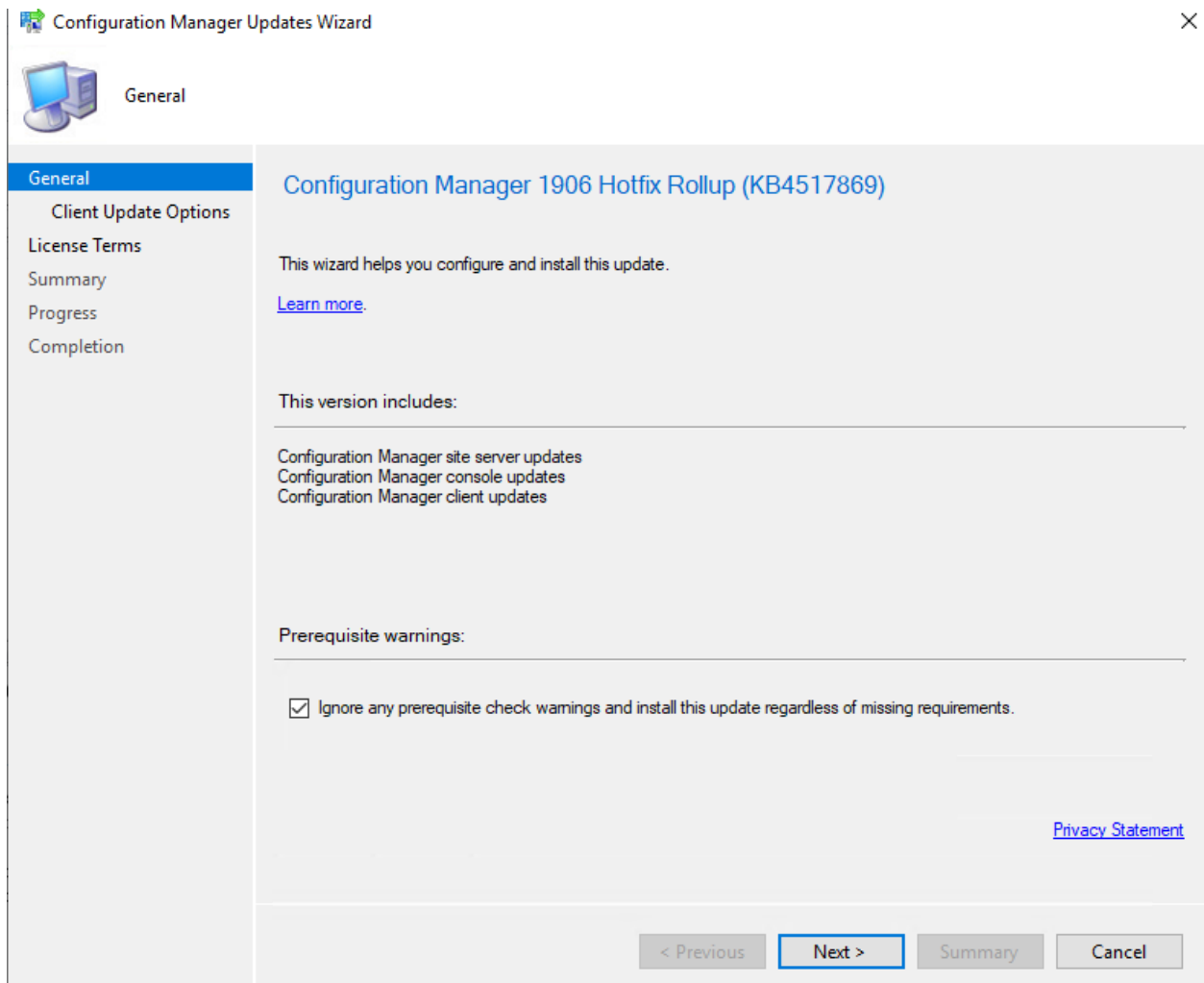
In this post, I will walk you through the process of installing and monitoring above update for CB1906. Click Install Update Pack to start the process.

More info about the update – Check this link - <https://support.microsoft.com/en-us/help/4517869/update-rollup-for-system-center-configuration-manager-current-branch-v>



The screenshot shows the Configuration Manager console with the 'Updates and Servicing' pane selected. The 'Install Update Pack' button is highlighted with a black arrow. Below the pane, a table lists the updates:

Name	Date Released	State	Prereq Only	Ignore Prereq Warning	Full Version	Client Version	Last Update Time
Configuration Manager 1906	23-Jul-2019 12:00 AM	Installed	No	Yes	5.00.8853.1000	5.00.8853.1006	27-Jul-2019 12:47 AM
Configuration Manager 1906 Hotfix (KB4516430)	14-Aug-2019 3:00 PM	Installed	No	Yes	5.00.8853.1009		22-Aug-2019 6:41 AM
Configuration Manager 1906 Hotfix Rollup (KB4517869)	20-Sep-2019 2:00 PM	Ready to install	No	No	5.00.8853.1020	5.00.8853.1020	01-Oct-2019 2:24 AM



The screenshot shows the Configuration Manager Updates Wizard dialog box. The title bar reads 'Configuration Manager Updates Wizard'. The 'General' tab is selected, and the update being installed is 'Configuration Manager 1906 Hotfix Rollup (KB4517869)'. The wizard provides instructions on how to install the update and includes a checkbox to ignore prerequisite warnings.

**Configuration Manager Updates Wizard**

**General**

**Configuration Manager 1906 Hotfix Rollup (KB4517869)**

This wizard helps you configure and install this update.

[Learn more.](#)

This version includes:

- Configuration Manager site server updates
- Configuration Manager console updates
- Configuration Manager client updates


Prerequisite warnings:

Ignore any prerequisite check warnings and install this update regardless of missing requirements.

[Privacy Statement](#)

< Previous   **Next >**   Summary   Cancel

Configuration Manager Updates Wizard ×

 Client Update Options

General

**Client Update Options**

License Terms

Summary

Progress

Completion

### Client Update Settings

This update includes an update for the Configuration Manager client. You can upgrade your clients immediately, or validate this client in a pre-production collection before you upgrade all your Configuration Manager clients.

Upgrade without validating


Overwrites your current Configuration Manager client package with the new client update. All new client installations and client upgrades use this new client update.

Validate in pre-production collection

Validate the client update on members of the pre-production collection while you keep your production client package intact. Later, you can overwrite the production package using Client Update Options in the Updates and Servicing node of the Configuration Manager console.

Pre-production collection:

Configuration Manager Updates Wizard ×

 License Terms

General

Client Update Options

**License Terms**

Summary

Progress

Completion

### Review and accept the terms for this update pack

You must accept the License Terms and Privacy Statement to continue installation.

[View the License Terms](#)

[View the Privacy Statement](#)

I accept these License Terms and Privacy Statement.

[Learn more](#)



Summary

- General
- Client Update Options
- License Terms
- Summary**
- Progress
- Completion

### Confirm the Settings

Details:

**Summary of update package installation**

Install Update Package Configuration Manager 1906 Hotfix Rollup (KB4517869)  
Prerequisite warnings will be ignored  
Test new version of the client in production

To change these settings, click Previous. To apply the settings, click Next.

< Previous   **Next >**   Summary   Cancel



Completion


- General
- Client Update Options
- License Terms
- Summary
- Progress
- Completion**



### The Configuration Manager Updates Wizard completed successfully

Details:

**Summary of update package installation**


 Success: Install Update Package Configuration Manager 1906 Hotfix Rollup (KB4517869)  
Prerequisite warnings will be ignored  
Test new version of the client in production

To exit the wizard, click Close.

< Previous   Next >   Summary   **Close**


Name	Date Released	State	Prereq Only	Ignore Prereq Warning	Full Version	Client Version	Last Update Time
Configuration Manager 1906	23-Jul-2019 12:00 AM	Installed	No	Yes	5.00.8853.1000	5.00.8853.1006	27-Jul-2019 12:47 AM
Configuration Manager 1906 Hotfix (KB4516430)	14-Aug-2019 3:00 PM	Installed	No	Yes	5.00.8853.1009		22-Aug-2019 6:41 AM
Configuration Manager 1906 Hotfix Rollup (KB4517869)	20-Sep-2019 2:00 PM	Installing	No	Yes	5.00.8853.1020	5.00.8853.1020	01-Oct-2019 9:43 AM

**Configuration Manager**

 A new version of the console is available (5.1906.1096.2000). Click OK to close the console and install the new version now. Click Cancel to continue working with the old console (5.1906.1096.1600). Working in the old console might corrupt data.

**Configuration Manager**

Downloading files...



**About System Center Configuration Manager**

Microsoft

# Microsoft System Center Configuration Manager

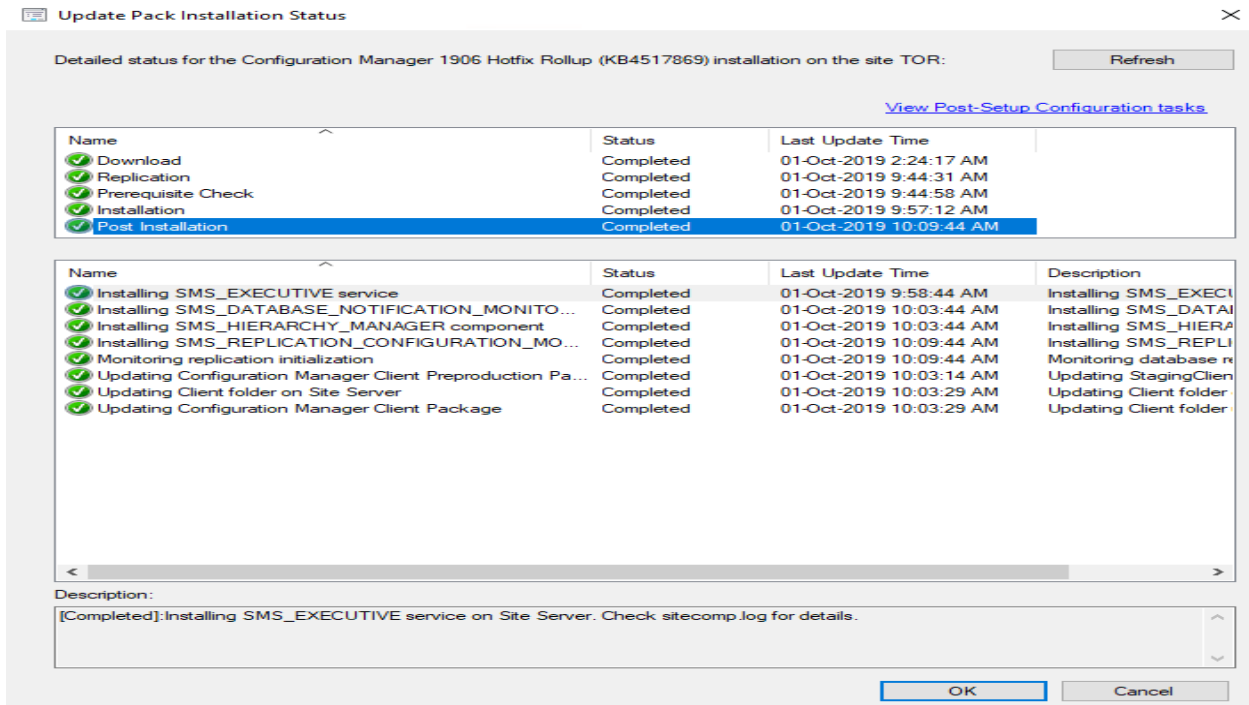
System Center Configuration Manager

Version 1906  
 Console version: 5.1906.1096.2000  
 Site version: 5.0.8853.1000

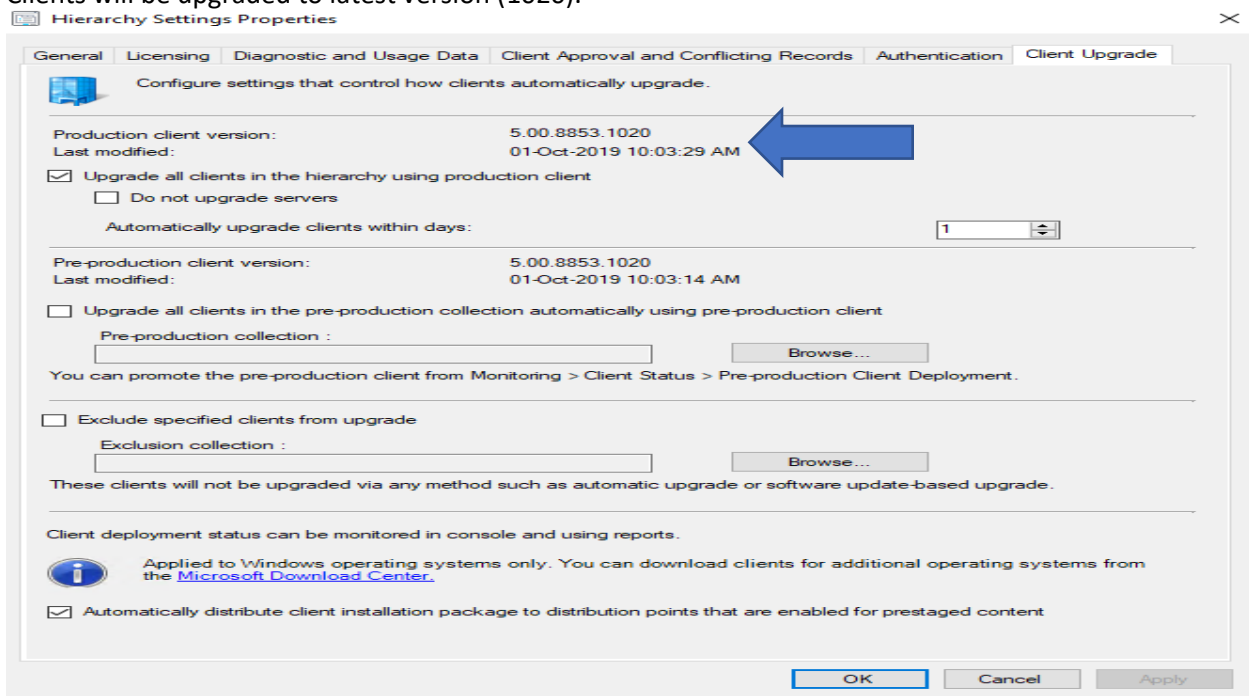
© Microsoft. All rights reserved.  
 This program is licensed.

**Warning:** This computer program is protected by copyright law and international treaties. Unauthorized reproduction or distribution of this program, or any portion of it, may result in severe civil and criminal penalties, and will be prosecuted to the maximum extent possible under the law.

Name	Date Released	State	Prereq Only	Ignore Prereq Warning	Full Version	Client Version
Configuration Manager 1906	23-Jul-2019 12:00 AM	Installed	No	Yes	5.00.8853.1000	5.00.8853.1006
Configuration Manager 1906 Hotfix Rollup (KB4517869)	20-Sep-2019 2:00 PM	Installed	No	Yes	5.00.8853.1020	5.00.8853.1020



Clients will be upgraded to latest version (1020).



This concludes the process of installing above update. No reboot required.

Thanks

Ram Lan

1<sup>st</sup> Oct 2019