

Upgrade Windows 10 Edition through Current Branch 1902

In this post, I will show you how to create compliance rule and upgrade all Windows 10 to Enterprise edition. This test is carried out in a home lab environment. It should also work in Production environment as well.

Few notes to consider before you start the process.

The Edition Upgrade Policy lets you automatically upgrade devices that run one of the following Windows 10 versions to a different edition:

Windows 10 Desktop

Windows 10 Mobile

The following upgrade paths are supported:

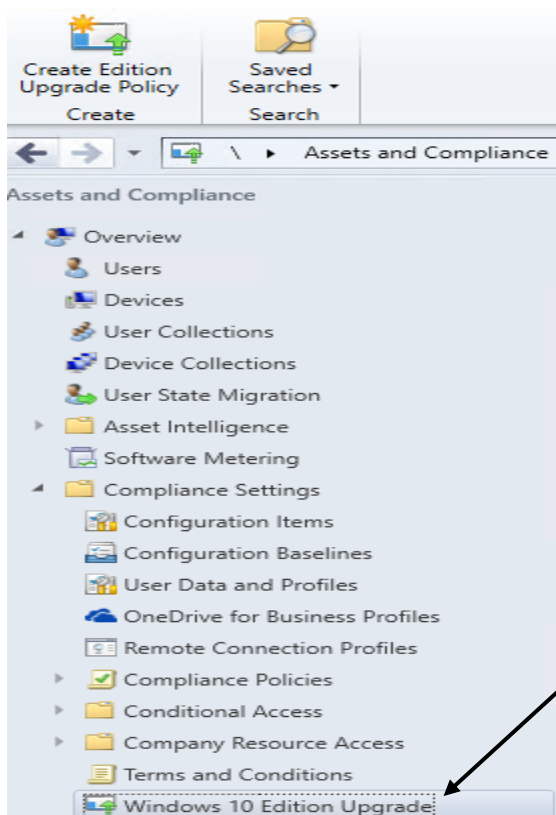
From Windows 10 Pro to Windows 10 Enterprise

From Windows 10 Home to Windows 10 Education

From Windows 10 Mobile to Windows 10 Mobile Enterprise

The devices must be enrolled in Microsoft Intune or run the Configuration Manager client software. This policy is currently not compatible with PCs that are managed by on-premises MDM.

Open Console - Assets and Compliance > Compliance Settings





General

General

Summary

Progress

Completion

Specify general information about this application management policy

Lets you specify product key or license information used to upgrade Windows 10 to a different edition and unlock additional features.

Name:


Description:


Specify the type of edition upgrade that you want to create:

- Edition Upgrade for devices managed with the Configuration Manager client
- Edition Upgrade for devices managed without the Configuration Manager client

SKU to upgrade device to:

License Information:

- Product Key 
- License File





Summary

General

Summary

Progress

Completion

Confirm the settings

Details:

The wizard will create an edition upgrade policy with the following settings:

New edition upgrade policy will be saved as:

- Name: Edition Upgrade to Entp Version
- Description: This policy will upgrade all Win 10 Pro to Win 10 Entp
- Upgrade device to: Windows 10 Enterprise
- Product Key: ~~.....~~YT43

To change these settings, click Previous. To apply the settings, click Next.



Completion

General

Summary

Progress

Completion



The Create Edition Upgrade Policy Wizard completed successfully

Details:



Success: The Create Edition Upgrade Policy Wizard completed successfully.

New edition upgrade policy will be saved as:

- Name: Edition Upgrade to Entp Version
- Description: This policy will upgrade all Win 10 Pro to Win 10 Entp
- Upgrade device to: Windows 10 Enterprise
- Product Key: *****YT43

To exit the wizard, click Close.

< Previous

Next >

Summary

Close

Deploy to a collection.

Windows 10 Edition Upgrade 1 items				
Icon	Name	Revision	Deployed	Date Modified
	Edition Upgrade to Entp Version	1	No	21-Jun-2019 12:04 PM

- Refresh F5
- Delete Delete
- View XML Definition
- Deploy
- Properties
- Recast RCT

Windows 10 edition upgrade policy name:

Edition Upgrade to Entp Version

Collection:

In Active Clients

Browse...

Schedule

Specify the compliance evaluation schedule for this edition upgrade policy:

Simple schedule

Run every:

7

Days

Custom schedule

No custom schedule defined.


Customize...

OK


Cancel

Overview > Compliance Settings > Windows 10 Edition Upgrade

< Windows 10 Edition Upgrade 1 items

Icon	Name	Revision	Deployed	Date Modified
	Edition Upgrade to Entp Version	1	Yes	21-Jun-2019 12:04 PM

Edition Upgrade to Entp Version

Icon	Collection	Deployment Start Time	Compliance %	Action
	In Active Clients	21-Jun-2019 12:07 PM	0.0	Remediate

I choose In Active Clients collection as, I don't have any Win 10 Pro to upgrade. If you want to monitor the log check this one - **DcmWmiProvider.log**

It will provide you necessary info, if there is any error during upgrade process.

Enjoy!

Ram Lan
21st Jun 2019