

# How to install System Information Tool

I was able to get PS script for the above. Tested on Windows Server 2019. Quite a useful tool to have in the kit. Here are the steps:

<https://github.com/JayRHa/System-Information-Tool>

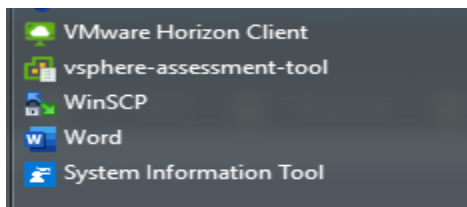
Download the tool from above – extract and Open PowerShell as Admin

Install the script

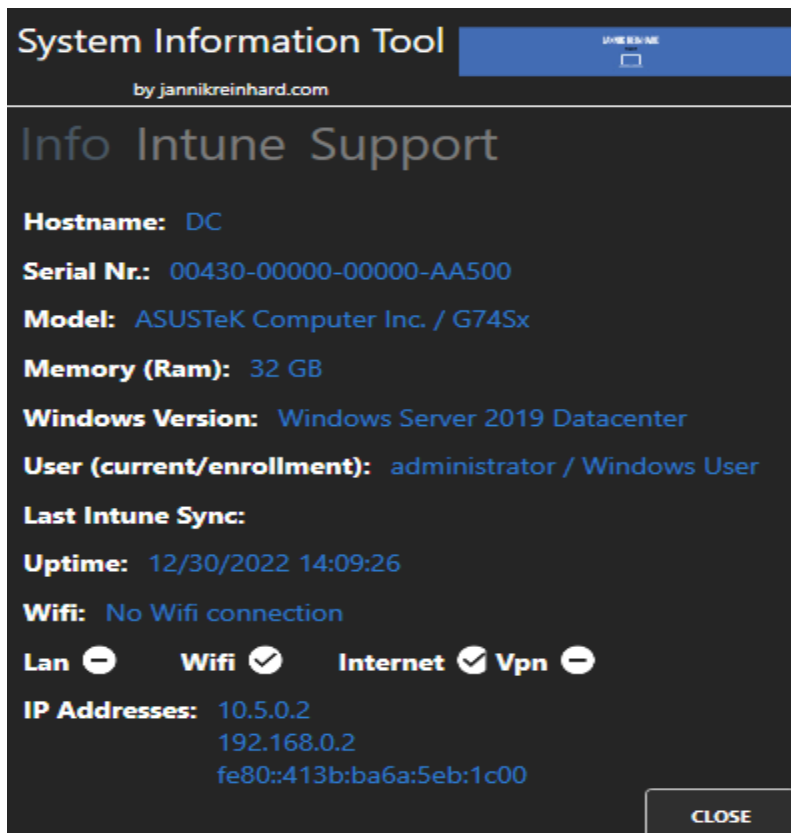
```
PS C:\Users\Administrator\Downloads\System-Information-Tool-main> .\Install-SystemInformationTool.ps1

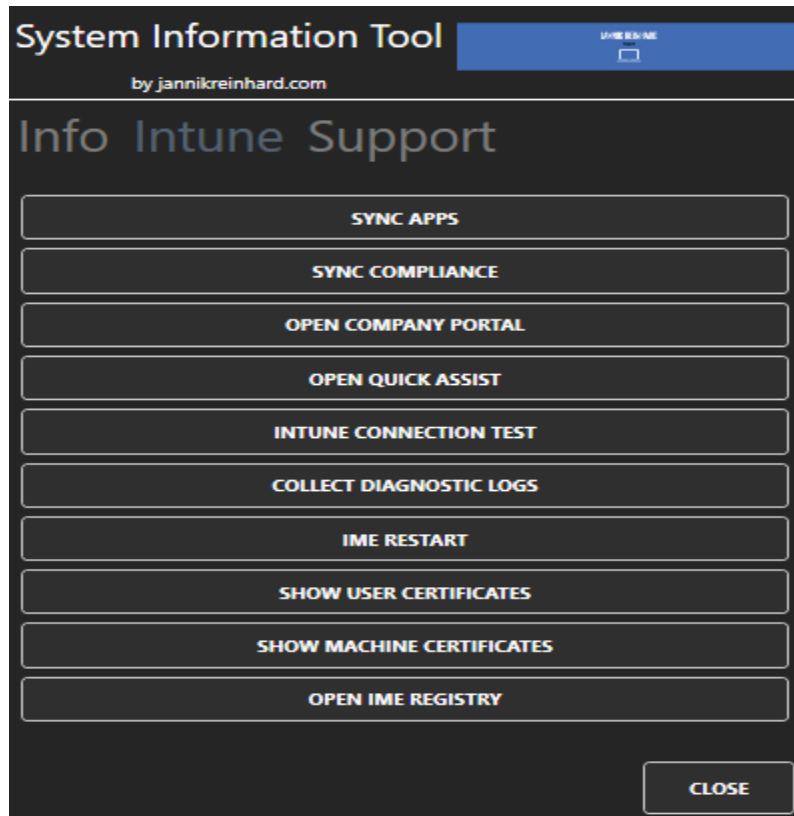
Security warning
Run only scripts that you trust. While scripts from the internet can be useful, this script can potentially harm your
computer. If you trust this script, use the Unblock-File cmdlet to allow the script to run without this warning
message. Do you want to run
C:\Users\Administrator\Downloads\System-Information-Tool-main\Install-SystemInformationTool.ps1?
[D] Do not run [R] Run once [S] Suspend [?] Help (default is "D"): r
Copying / updating program files...
Program files completed
Creating / updating startmenu shortcut...
Startmenu item completed
Installation completed!
PS C:\Users\Administrator\Downloads\System-Information-Tool-main>
```

You will see it in the start menu. Open the tool to get more info

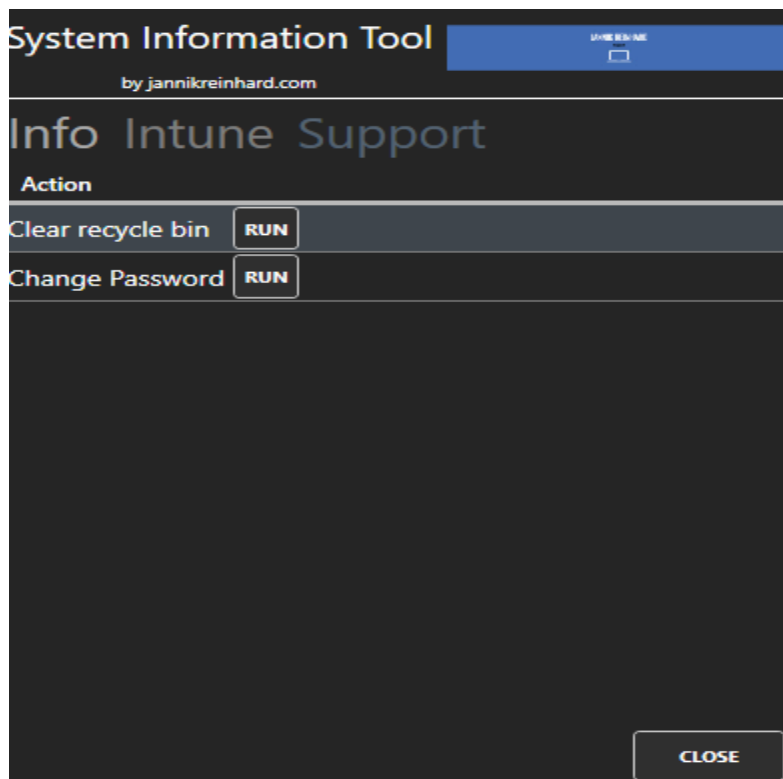


I am going to try and see, if a package can be installed within Intune for all devices running Windows 10 / 11.





You can customize or add more script to the Support tab and execute remotely.



Thanks

Ram

1<sup>st</sup> Jan 2023