

vSphere Assessment Tool

In this post, I am going to download and run the tool and evaluate the data center for security assessment.

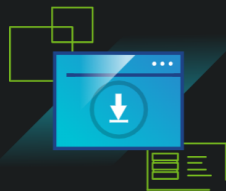
Accelerate digital transformation by upgrading your vSphere Environment

Take advantage of the enhanced security and operational efficiencies available in the latest vSphere release by leveraging the vSphere Assessment Tool, a simple, online and offline tool to help jump-start your vSphere upgrade.

GET STARTED



How does the vSphere Assessment Tool work?



1. DOWNLOAD

Download the vSphere Assessment Tool desktop component for your selected operating system.



2. COLLECT

Add the credentials of the vCenters you would like to run a collection against.



3. CHECK

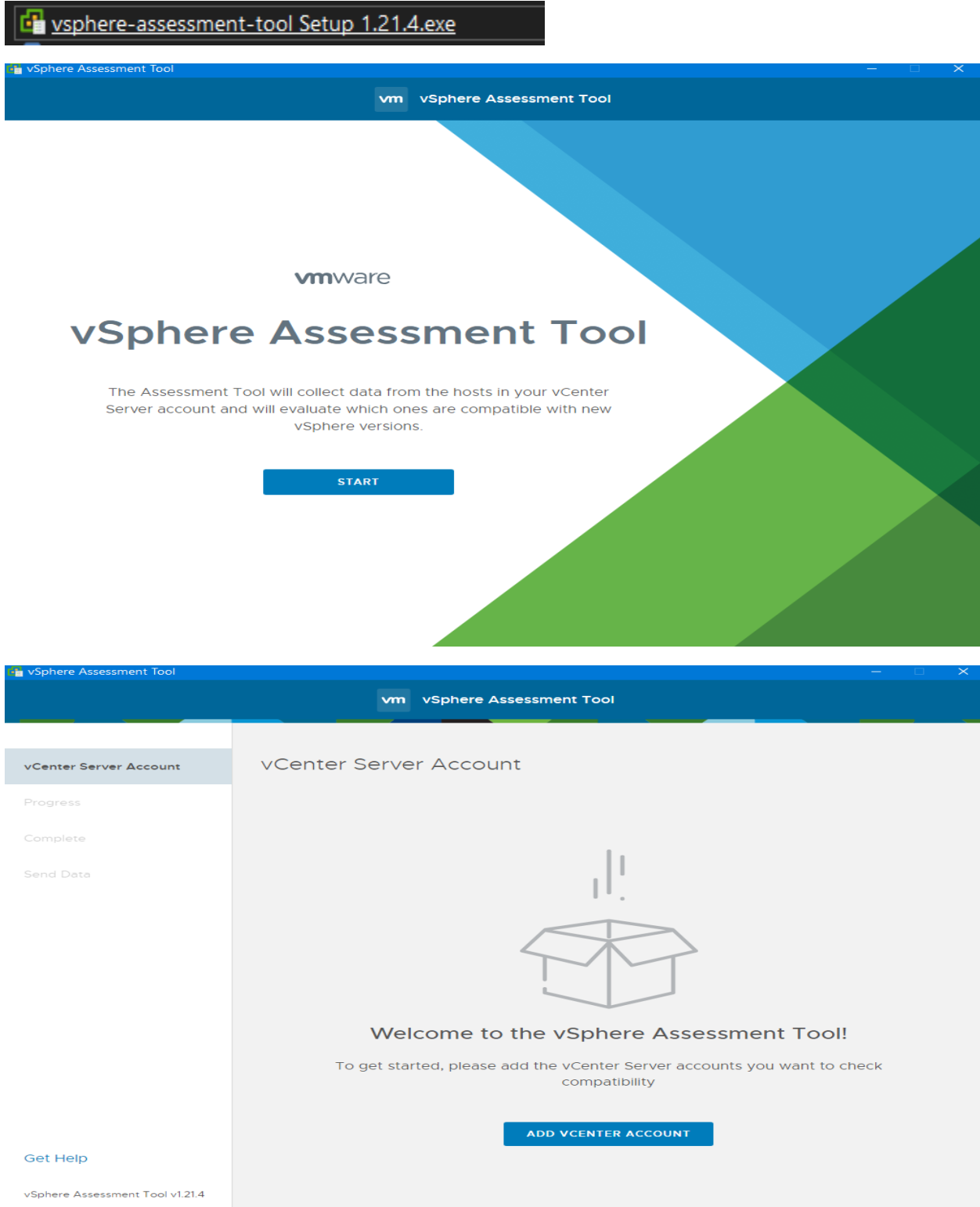
Upload the collected results to the vSphere Assessment Tool Portal, review & export your data in a interactive dashboard.

The vSphere Assessment Tool plays a crucial part in any vSphere upgrade journey, providing insights into critical workloads that may be at risk from out of support vSphere versions. The vSphere Assessment Tool alerts customers to hardware challenges prior to a vSphere upgrade. Preparing for an upgrade of any critical system within a production environment requires planning its architecture, its end state, and if the current hardware supports the upgrade. The vSphere Assessment Tool streamlines the process of identifying hardware components that may not be supported, or may require replacement in order to upgrade to the latest vSphere release.

About Info and Download link:

<https://pathfinder.vmware.com/vsphereassessmenttool/> <https://vat-update.pathfinder.vmware.com/vat-win.zip>

Run the exe and complete the required info.





Add new vCenter Server account

vCenter Server URL

vcpd.ramlan.ca

Username

administrator@vsphere.local

Password

.....|

CANCEL

ADD

The screenshot shows the vSphere Assessment Tool interface. The title bar reads "vSphere Assessment Tool". The main window title is "vm vSphere Assessment Tool". On the left, there is a sidebar with the following items: "vCenter Server Account" (selected), "Progress", "Complete", "Send Data", and "Get Help". At the bottom of the sidebar, it says "vSphere Assessment Tool v1.21.4". The main content area is titled "vCenter Server Account". A green notification bar at the top of the main area says "vCenter account 'administrator@vsphere.local' added successfully." Below this, the text reads "Select which added vCenter Server accounts do you want to check compatibility:". There is a checkbox labeled "Select all accounts" which is checked, and to its right, it says "1 out of 1 accounts were selected". Below this, there is a table with one row:

Account	Actions
administrator@vsphere.local vcpd.ramlan.ca	EDIT DELETE

At the bottom of the main area, there are two buttons: "ADD VCENTER SERVER ACCOUNT" and "RUN DATA COLLECTION".

vSphere Assessment Tool

vm vSphere Assessment Tool

vCenter Server Account

Progress

Complete


Send Data

Get Help

vSphere Assessment Tool v1.21.4

Progress

Data Collection Finished



All 1 accounts were successfully scanned.

PROCEED

vSphere Assessment Tool

vm vSphere Assessment Tool

vCenter Server Account

Progress

Complete

Send Data

Get Help

vSphere Assessment Tool v1.21.4

Complete

Connect your vSAT account to send the collected data to compatibility check.

Disclaimer: If you are sending data from previously verified accounts, the current data will be overwritten. Make sure that this is what is intended.

SEND COLLECTED DATA

To consult what information was collected during the assessment, you can save the collected data from the selected vCenter Server accounts as a .json file:

SAVE DATA FILE

0.1 MB

Or you can also start a new assessment:

NEW ASSESSMENT

I uploaded the info to vmware site and created first project.

Create your first project




Before we continue, create your first project. Projects help you separate assessments and organise your data

Project Name
HOMELAB DC

[CREATE & UPLOAD](#)

Upload file

Complete



[CLOSE](#)

Checking Compatibility of Hosts 0%

HOMELAB DC PROJECT

- Hosts Summary
 - vcpd.ramlan.ca
 - vcdr.ramlan.ca

After running our Assessment Tool, upload the saved file here [UPLOAD FILE](#)

Hosts at risk vSphere 6.0 or below	Hosts on vSphere 6.5	Hosts on vSphere 6.7	Hosts on vSphere 7.0
0	0	0	2

Hosts at Risk

Hosts are identified as at risk for the following reasons: the current version of vSphere is not supported and the current hardware may not support newer versions of vSphere

You have 0 hosts running vSphere 6.0 or below, check out our resources available to upgrade to new versions

[VSPHERE UPGRADE RESOURCES](#)

[UPGRADING TO VSPHERE 6.7 EBOOK](#)

HOMELAB DC
PROJECT

vcpd.ramlan.ca

vCenter last updated at 06 Jun 2022 - 02:47 PM

vCenter Overview

Datcenters	Clusters	Hosts Checked	Virtual Machines
1	1	1	17

Hosts Compatibility

[MORE VERSIONS](#)

Hostnames	Number of VMs	Current version	vSphere 6.5.0	vSphere 6.5.u1	vSphere 6.5.u2
192.168.0.75	17	7.0.u3	N/A	N/A	N/A

HOMELAB DC
PROJECT

AMERICA

vCenter last updated at 06 Jun 2022 - 02:47 PM

Datacenter Overview

Clusters	Hosts Checked	Virtual Machines
1	1	17

Hosts Compatibility

[MORE VERSIONS](#)

Hostnames	Number of VMs	Current version	vSphere 6.5.0	vSphere 6.5.u1	vSphere 6.5.u2
192.168.0.75	17	7.0.u3	N/A	N/A	N/A

After running our Assessment Tool, upload the saved file here

[UPLOAD FILE](#)

HOMELAB DC
PROJECT

TORONTO

vCenter last updated at 06 Jun 2022 - 02:47 PM

Cluster Overview

Hosts Checked	Virtual Machines	CPU Capacity	Memory Capacity
1	17	2.50 GHz	274.84 GB

Hosts Compatibility

[MORE VERSIONS](#)

Hostnames	Number of VMs	Current version	vSphere 6.5.0	vSphere 6.5.u1	vSphere 6.5.u2
192.168.0.75	17	7.0.u3	N/A	N/A	N/A

After running our Assessment Tool, upload the saved file here

[UPLOAD FILE](#)

Hosts on vSphere 7.0 [EXPORT](#)

Hostnames	vSphere version	vCenter	Datacenter	Cluster	Number of VMs
192.168.0.75	7.0.u3	vcpd.ramlan.ca	AMERICA	TORONTO	17
192.168.0.85	7.0.u3	vcd.ramlan.ca	ASIA	BANGALORE	20

HOMELAB DC PROJECT vCenter last updated at 06 Jun 2022 - 02:47 PM

BANGALORE

Cluster Overview

Hosts Checked	Virtual Machines	CPU Capacity	Memory Capacity
1	20	2.49 GHz	412.28 GB

Hosts Compatibility MORE VERSIONS

Hostnames	Number of VMs	Current version	vSphere 6.5.0	vSphere 6.5.u1	vSphere 6.5.u2
192.168.0.85	20	7.0 u3	N/A	N/A	N/A

After running our Assessment Tool, upload the saved file here

[UPLOAD FILE](#)

Hosts on vSphere 7.0


You have **2 hosts** running vSphere 7.0, check out our resources available to upgrade to new versions

[VSPHERE UPGRADE RESOURCES](#)

[UPGRADING TO VSPHERE 6.7 EBOOK](#)

2
Hosts on Update 3

Hosts at Risk - vSphere 6.0 or below



You don't have any host on this version

Here you can check for each vSphere version all from your vCenter accounts

This tool will come handy when you perform upgrade from older version to see if there will be any issue during the upgrade.

Thanks

Ram
6th June 2022