

How to install / upgrade Veritas Backup Exec v21.2.1200

In this post, I will show you the steps involved to upgrade Veritas Backup Exec. I am running v21.1.1200 on the Domain Controller. I will perform in place upgrade to v21.2.1200



Now let me mount the ISO and run the setup.

Name	Date modified	Type	Size
Backup Exec 21.2-9999Days.rar	30-Oct-2021 1:...	WinRAR archive	2 KB
Backup Exec 21.2-9999Days.reg	01-Mar-2021 1:...	Registration Ent...	9 KB
BE-DVD-1200.2255.iso	20-Aug-2021 3:...	WinRAR archive	3,675,808 KB

BD-ROM Drive (I:) Veritas			
Name	Date modified	Type	Size
BE	20-Aug-2021 3:...	File folder	
bin	20-Aug-2021 3:...	File folder	
Unix	20-Aug-2021 4:...	File folder	
AutoRun.inf	21-Mar-2020 1:...	Setup Informati...	1 KB
Browser.exe	24-Nov-2020 7:...	Application	2,150 KB
Browser.ini	21-Mar-2020 1:...	Configuration s...	1 KB
DVD.txt	20-Aug-2021 3:...	Text Document	1 KB

BD-ROM Drive (I:) Veritas

Choose what to do with this disc.

Install or run program from your media



Run Browser.exe
Published by Veritas Technologies LLC

Other choices

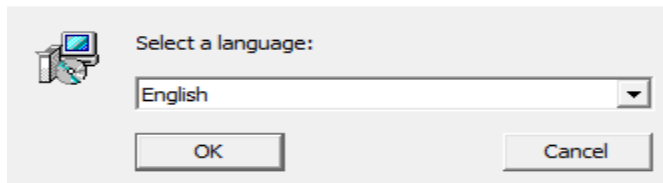


Take no action



Open folder to view files
File Explorer

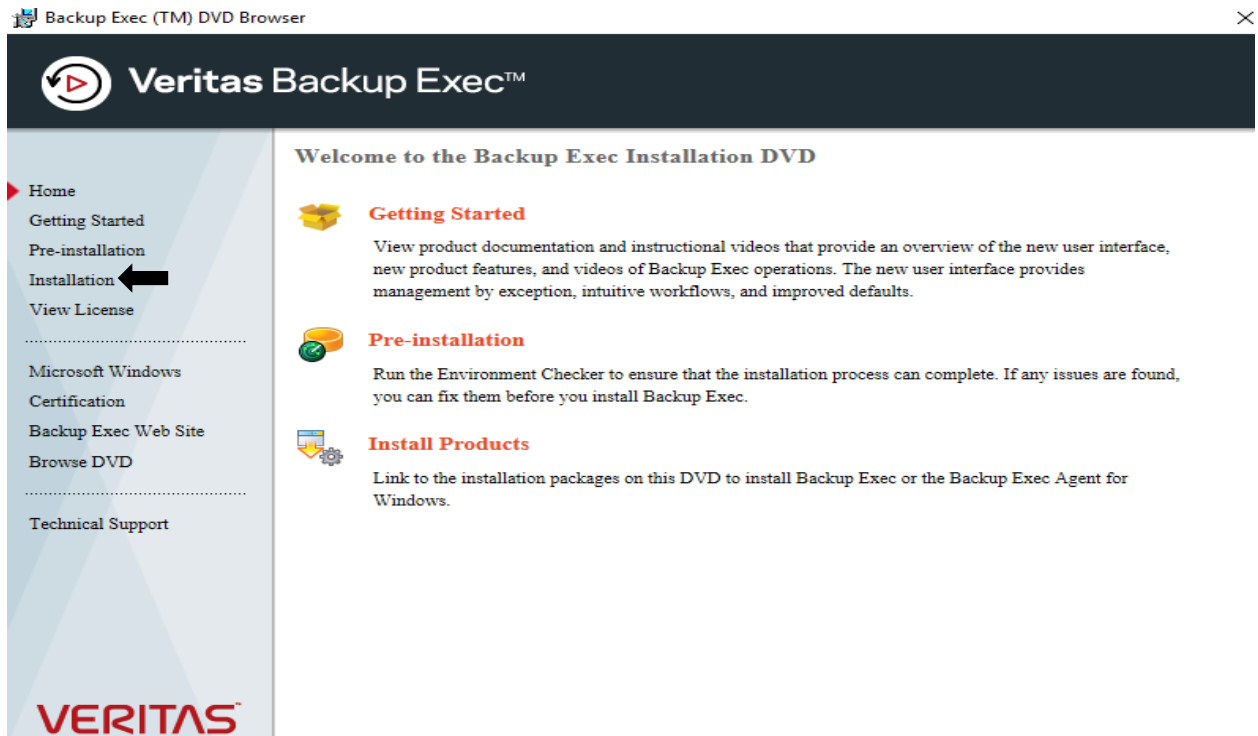
Backup Exec (TM) DVD Browser



Select a language:

English

OK Cancel



Backup Exec (TM) DVD Browser

Veritas Backup Exec™

Welcome to the Backup Exec Installation DVD

- Home**
- Getting Started
- Pre-installation
- Installation**
- View License
- Microsoft Windows Certification
- Backup Exec Web Site
- Browse DVD
- Technical Support

Getting Started

View product documentation and instructional videos that provide an overview of the new user interface, new product features, and videos of Backup Exec operations. The new user interface provides management by exception, intuitive workflows, and improved defaults.


Pre-installation

Run the Environment Checker to ensure that the installation process can complete. If any issues are found, you can fix them before you install Backup Exec.

Install Products

Link to the installation packages on this DVD to install Backup Exec or the Backup Exec Agent for Windows.

VERITAS™



Veritas Backup Exec™

- Home
- Getting Started
- Pre-installation
- Installation
- View License




- Microsoft Windows
- Certification
- Backup Exec Web Site
- Browse DVD



- Technical Support

Installation

Select a product to install.



Backup Exec

-  **Backup Exec**
Install a Backup Exec server or install the Remote Administration Console on this computer.
[Readme](#) | [Install](#) | [View Licensing Information](#)
-  **Backup Exec Agent for Windows**
Install the Backup Exec Agent for Windows on this computer so it can be backed up with Backup Exec. You can also choose to create a transform and use Active Directory to install the Agent for Windows to other computers.
[Install](#)
-  **Simplified Disaster Recovery Disk Creation Wizard**
Install the Simplified Disaster Recovery Disk Creation Wizard on this computer. The Remote Administration Console is also included in this installation.
[Readme](#) | [Install](#)



Veritas Backup Exec™

Verified: I:\BE\WINNT\INS...stall\...\BE64\Install\ES\FFrame2.resources.dll




Veritas Backup Exec™

- Select Operations
 - Add Licenses
 - Configure Features
 - Choose Languages
 - Installation Review
 - Progress
 - Complete

☒ **Local installation**


- ☒ **Additional Features**
Add Backup Exec features on this computer.
- ☐ **Repair**
Repair installation errors in the program. This option fixes missing or corrupt files, shortcuts, and registry entries.
- ☐ **Remove**
Remove Backup Exec from your computer.

☐ **Remote installation**

-  Push install a Backup Exec server, additional agents and features, or Remote Agents to remote computers.

Next

Cancel



Backup Exec (TM)

Veritas Backup Exec™

✓ Select Operations

▶ Add Licenses

Configure Features

Choose Languages

Installation Review

Progress

Complete

Add an Entitlement ID to download the license file from the Veritas Entitlement Management System. Click Next and enter the credentials of the Veritas User Account that has permissions to the entitlements.

If you already have the license file, use the Import License File button.

To install a trial version of Backup Exec for 673 days, click Next without entering an Entitlement ID or SLF.

Enter an Entitlement ID

Add to list

Import License File

Activated Licenses:

Entitlement ID	Product Name	Start Date	End Date
----------------	--------------	------------	----------

[Troubleshoot licensing errors](#)
[View Online Documentation](#)
[Find a Backup Exec Partner](#)
[Activate, Upgrade or Renew your licenses.](#)
[Purchase Backup Exec.](#)

Back

Next

Cancel

Backup Exec (TM)

i

This trial copy of Backup Exec has enabled many features that must be purchased as separate items and are NOT included as part of Backup Exec.

OK

Backup Exec (TM)

Veritas Backup Exec™

✓ Select Operations

✓ Add Licenses

▶ Configure Features

Choose Languages

Installation Review

Progress

Complete

Select features to install:

Backup Exec Bronze

✓ Agent for VMware and Hyper-V

✓ Deduplication Feature

✓ Online Documentation

Backup Exec Silver

✓ Agent for Applications and Databases

✓ Agent for Linux

✓ Virtual Tape Library Support

Backup Exec Gold

✓ Copy Server Configurations

Enterprise Server Feature

✓ Advanced Disk-based Backup Feat

Central Admin Server Feature

Managed Backup Exec server

✓ NDMP Feature

✓ Remote Media Agent for Linux

Feature description:

Backup Exec

Installs the core Backup Exec server components that are necessary to perform tape and disk-based backups. Backup Exec servers back up remote computers through optional Backup Exec agents. Licenses for Backup Exec agents and features are entered on the Backup Exec server.

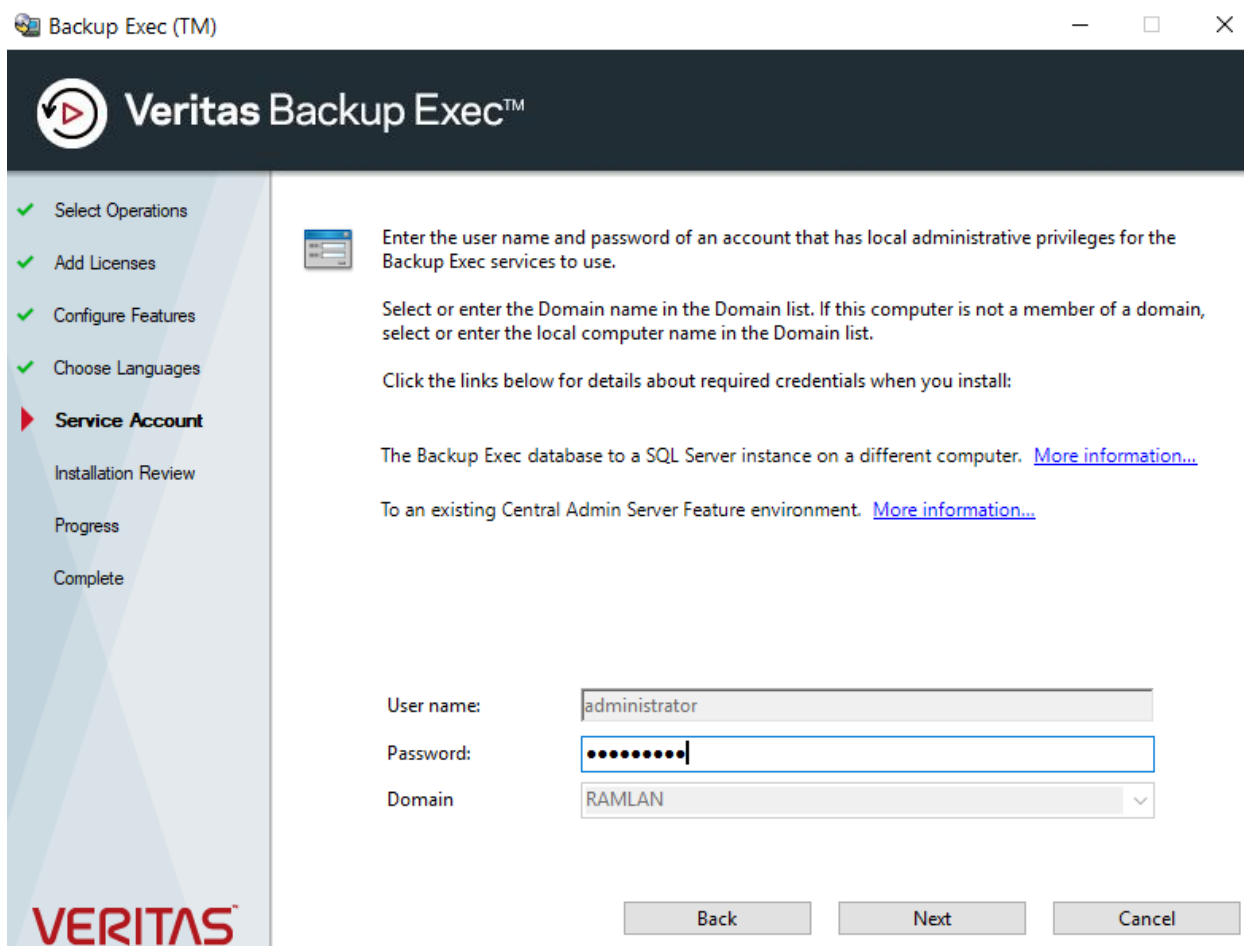
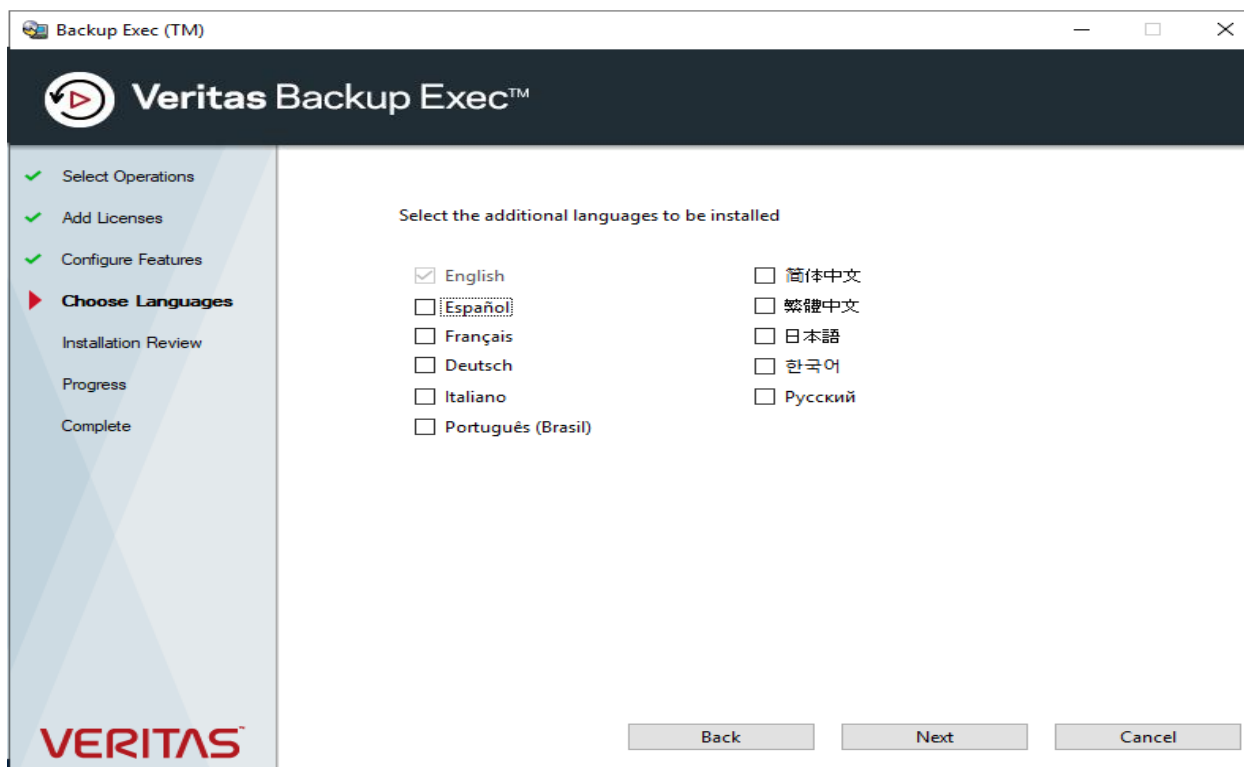
See the Backup Exec Software and Hardware Compatibility Lists for supported software, platforms, and tape devices.


Support links:
[Software Compatibility List](#)
[Hardware Compatibility List](#)
[View Licensing Guide](#)

Back

Next

Cancel



 **Veritas Backup Exec™**

- Select Operations
- Add Licenses
- Configure Features
- Choose Languages
- Service Account
- Installation Review**
- Progress
- Complete

VERITAS Backup Exec Install Summary for DC

Overview


Product name: Backup Exec
Destination Folder: C:\Program Files\Veritas\Backup Exec\
Installation date/time: 08-Nov-2021 4:30 PM
SQL Server Instance: BKUPEXEC

Backup Exec Features

- ☒ Backup Exec
- ☒ Online Documentation

Saved summary location
C:\ProgramData\Veritas\Backup Exec\Logs\InstallSummary\DC.htm

Print Back Install Cancel

 **Veritas Backup Exec™**

- Select Operations
- Add Licenses
- Configure Features
- Choose Languages
- Installation Review**
- Progress
- Complete


- ☒ Copy Server Configurations
- ☒ Enterprise Server Feature
- ☒ NDMP Feature
- ☒ Virtual Tape Library Support
- ☒ Deduplication Feature
- ☒ Agent for VMware and Hyper-V
- ☒ Agent for Applications and Databases
- ☒ Remote Media Agent for Linux
- ☒ Advanced Disk-based Backup Feature

Product Entitlement IDs

- ☒ Trial

Saved summary location
C:\ProgramData\Veritas\Backup Exec\Logs\InstallSummary\DC.htm


Print Back Install Cancel

 **Veritas Backup Exec™**


- Select Operations
- Add Licenses
- Configure Features
- Choose Languages
- Installation Review**
- Progress
- Complete

- ☒ Trial

Information

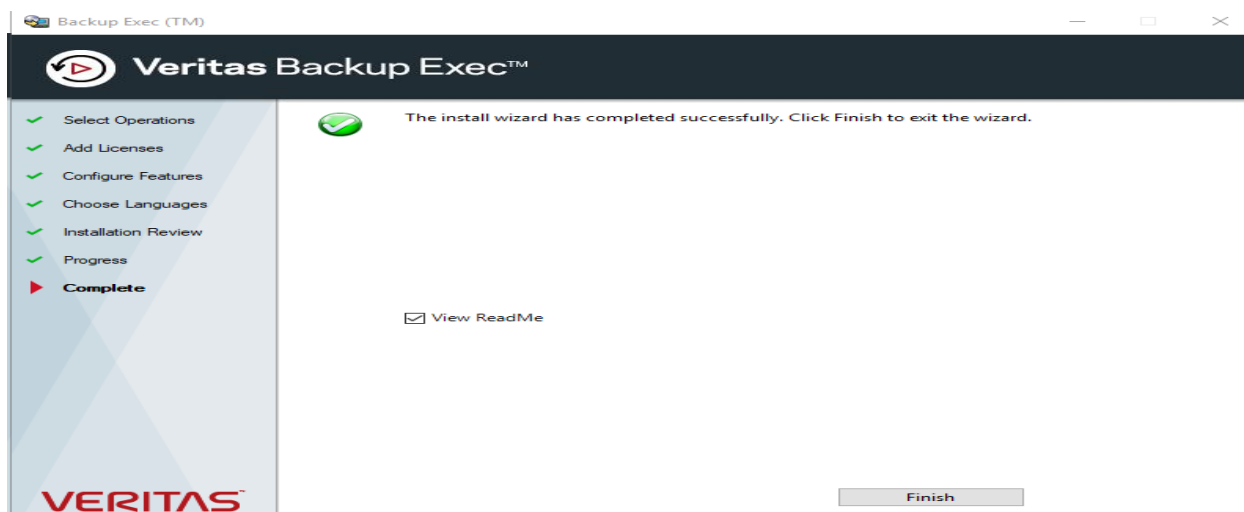
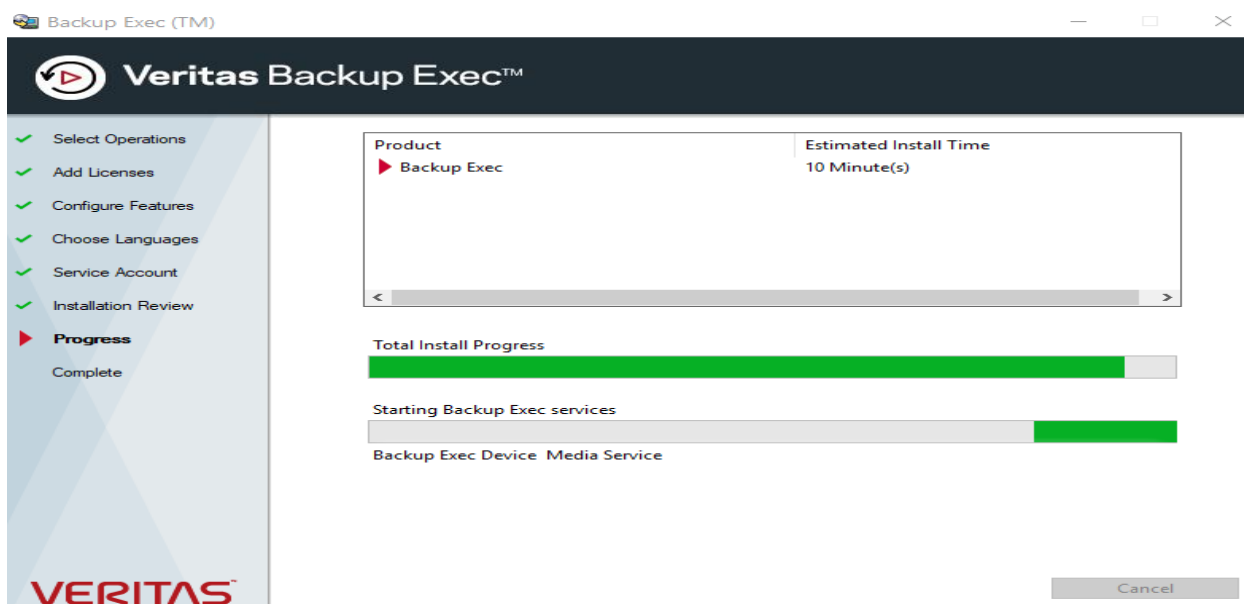
 [Windows Update recommendation](#)

Information

 **Windows Update recommendation**
Ensure that you have the latest versions of the patches related to Windows and Microsoft products, such as Microsoft SQL Server, Microsoft .NET Framework, Microsoft XML Core Services (MSXML), and so on.
[Back to top](#)

Saved summary location
C:\ProgramData\Veritas\Backup Exec\Logs\InstallSummary\DC.htm

Print Back **Install** Cancel



Now let me open the program and check the version.



Now let me stop all the services and complete the activation.

Connect to Backup Exec server

Veritas SaaS Backup

Configuration and Settings

Installation and Licensing

Veritas Online

Technical Support

Help and Documentation

Lock Console

Close

Job Defaults

Backup Exec Settings

Logon Accounts

Alerts and Notifications

Backup Exec Services

Create Disaster Recovery Disk

Audit Log

Preferred Servers

Error-Handling Rules

Copy Settings to Other Servers

Cluster configuration wizard

Local server properties

Backup Exec Services Manager

Manage the Backup Exec services, or edit the Backup Exec service account credentials

Server name:

Add server

Remove server

Server Name	Status
DC	Services are running.

Server details

Service Name	Status	Account Name	Startup Mode
Backup Exec Remote Agent...	Running	LocalSystem	Automatic
Backup Exec Agent Browser	Running	RAMLAN...	Automatic
Backup Exec Device &...	Running	RAMLAN...	Automatic
Backup Exec Job Engine	Running	RAMLAN...	Automatic
Backup Exec Management...	Running	RAMLAN...	Automatic
Backup Exec Server	Running	RAMLAN...	Automatic

Start all services

Stop all services

Restart all services

Edit credentials

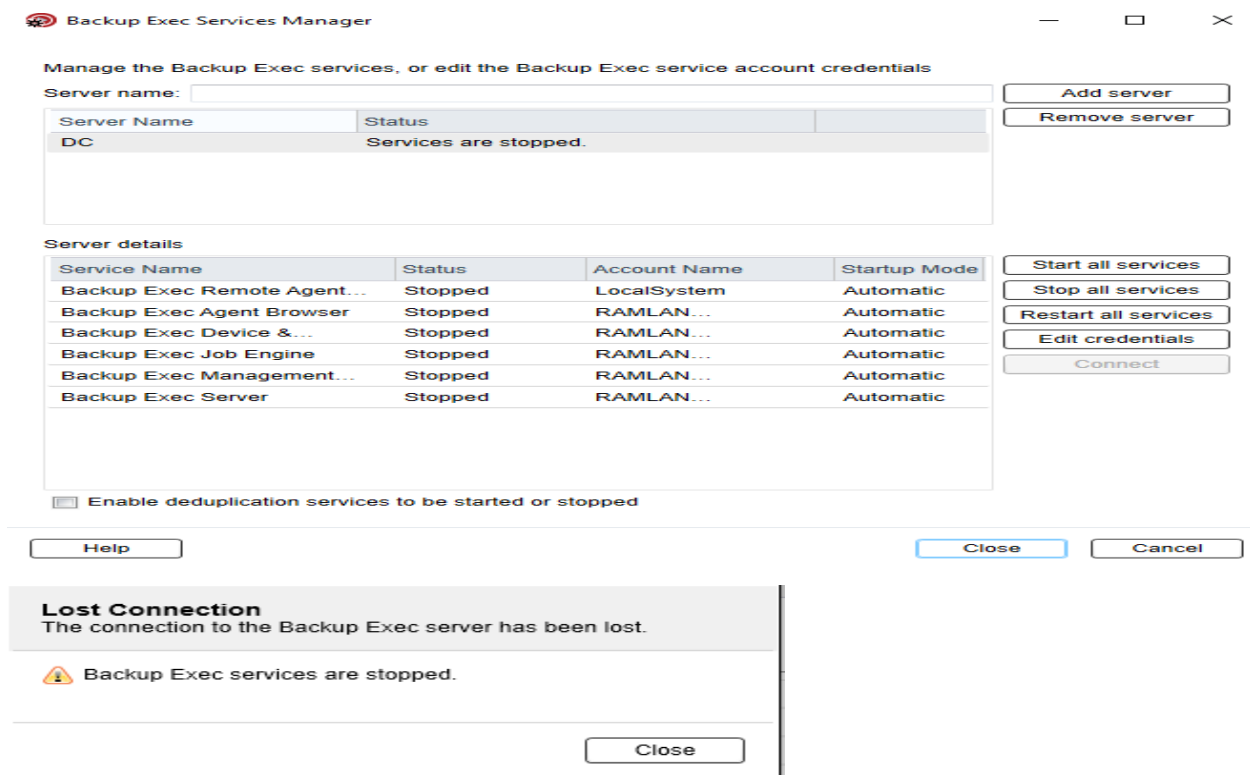
Connect

☐ Enable deduplication services to be started or stopped

Help

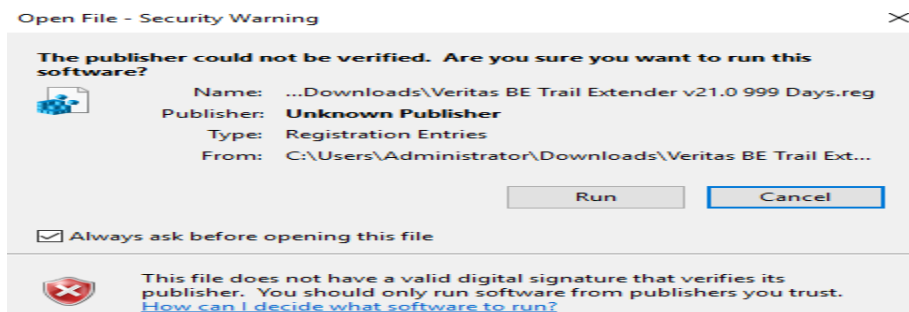
Close

Cancel

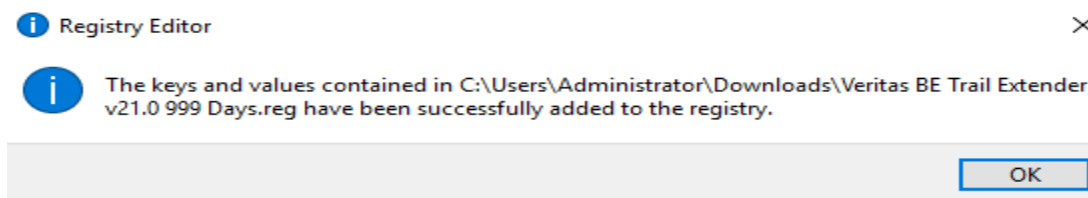
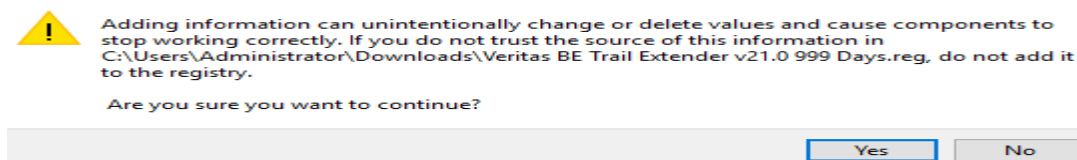


Run this registry key.

Name	Date modified	Type	Size
Backup_Exec_21.2-9999Days.rar	30-Oct-2021 1:...	WinRAR archive	2 KB
Backup_Exec_21.2-9999Days.reg	01-Mar-2021 1...	Registration Entries	9 KB



Registry Editor



Now restart all the services and check license validation.

	Backup Exec Agent Browser	Allows the Backup Exec job engine to discover the Backup Exec agents that are available on the network.	Running
	Backup Exec Deduplication Engine	Processes all data that goes through the PureDisk Deduplication Engine	
	Backup Exec Deduplication Manager	Manages the PureDisk Deduplication Engine	
	Backup Exec Deduplication Multi-threaded Streaming Agent	Provides a multi-threaded streaming agent for improved performance of the PureDisk Deduplication Engine	
	Backup Exec Device & Media Service	Provides several COM server interfaces for managing and accessing devices and media.	Running
	Backup Exec Error Recording Service	Backup Exec Error Recording Service (bedbg) monitors Backup Exec services and assists in troubleshooting errors.	Running
	Backup Exec Job Engine	Receives job requests from the Backup Exec Server and moves data to the specified media.	Running
	Backup Exec Lockdown Server	Secures the disk-based backup storage configured with Backup Exec.	Running
	Backup Exec Management Service	Acts as an interface between the Backup Exec user interface and other Backup Exec components.	Running
	Backup Exec PureDisk Filesystem Service	This component provides Backup and Restore functionality via an installable filesystem service	Running
	Backup Exec Remote Agent for Windows	Provides Backup and Restore services to Backup Exec.	Running
	Backup Exec Server	Implements job scheduling, server configuration, job definitions, job history, and the Backup Exec Management SDK.	Running

Licensing Information

Synchronize Entitlements with Licensing Portal

View license information

Trial Version

Trial version expires in 9999 days.

Purchase a license

License Information

Backup Exec Server: DC

Trial Version

Trial version expires in 9999 days.

Amount of capacity used:

103 GB used

The licensing information is based on the job history of successful full backup jobs including one-time jobs.
This information pertains to licensing information associated with this Backup Exec server.

Contact your reseller or visit the [Veritas Web site](#) for information about obtaining licenses.

Veritas Smart Meter Dashboard – Track your capacity usage and entitlement. Go to [Veritas Smart Meter](#) for more information.

Feature	Licensed	Installed	Edition ▲	
Agent for Windows	Yes (Trial Version)	Yes	Bronze	
Deduplication Feature	Yes (Trial Version)	No	Bronze	
Agent for VMware and Hyper-V	Yes (Trial Version)	Yes	Bronze	
Library Expansion Feature	Yes (Trial Version)	No	Silver	
Agent for Linux	Yes (Trial Version)	Yes	Silver	
Virtual Tape Library Support	Yes (Trial Version)	No	Silver	
Agent for Applications and Databases	Yes (Trial Version)	Yes	Silver	
Copy Server Configurations	Yes (Trial Version)	No	Gold	
NDMP Feature	Yes (Trial Version)	No	Gold	
Remote Media Agent for Linux	Yes (Trial Version)	No	Gold	
Enterprise Server Feature	Yes (Trial Version)	No	Gold	

Veritas Backup Exec™

Home Backup and Restore Job Monitor Storage Reports Instant Cloud Recovery

Layout: One Column, Two Columns, Narrow/Wide, Three Columns, Reset Home Tab

System Health: Active Alerts, Alert History, Backup Status, Backup Size, Configuration Tasks, Database Encryption Key, Instant Cloud Recovery Status, Licensed Status, Storage Status, Virtual Machine Backups, Technical Support, Documentation, Licensing Information, Backup Exec RSS Reader, Installation and Upgrades

Configuration Tasks: Critical settings are configured. Additional settings can be configured to help improve functionality. Critical Tasks: 0, Warning Tasks: 0, Informational Tasks: 1. View configuration task details.

Virtual Machine Backups: Virtual machine backup status not available.

Storage Status: Disk-based Storage. 99.4 GB used of 1,000 GB. Total capacity: 1,000 GB.

Simplified Disaster Recovery: No Simplified Disaster Recovery Disk Created. You must create the Simplified Disaster Recovery disk so that you can recover your backed-up computers in case of a disaster. Create Disaster Recovery Disk.

Installation and Upgrades: View Installation Summary Report.

Documentation: View ReadMe, View Administrator's Guide (PDF).

Licensed Status: Capacity-Based Usage. 76 GB used. The capacity usage calculation is based on servers backed up in the past 30 days. View Details.

Backup Status: You have added multiple servers to back up. Point to the sections of the pie graph to view the status of the backup jobs on these servers. Server Status: Successful: 1, Failed: 0, Completed with exceptions: 0, First backup scheduled: 0, Never backed up: 2.

Instant Cloud Recovery Status: Azure resources are not configured or not initialized.

Database Encryption Key: Database Encryption Key Has Been Exported. The database encryption key has been exported. For more information, see TECH226330 on the Backup Exec Knowledge Base.

Backup Size: Show last: 7 Days. Full, Incremental, Differential.

Veritas

Now let me check whether all my jobs are still present after the upgrade.

Veritas Backup Exec™

Home Backup and Restore Job Monitor Storage Reports Instant Cloud Recovery

Views: Standard, Compact, Sort and Filter, Tree, List, Groups, Backups, One-Time Backup, Edit Backups, Backup Calendar, Restores, Search, Create Disaster Recovery Disk, Conversions, Convert to Virtual, Add, Remove, Update, Servers and Virtual Hosts, Jobs, Hold Job Queue, Run Next Backup Now, Instantly Recover a VM, Remove a Recovered VM, Validate VM for Recovery, Recovery Ready.

Servers

Groups	Server	Active Alerts	Status	Last 7 Days of Backup Jobs	Last Backup	Next Backup
All Servers All servers and appli... 3 servers	CB		Never backed up	Su Mo Tu We Th Fr Sa		
Retired Servers Servers in this group 0 servers	DC.RAMLAN.CA		Never backed up	Su Mo Tu We Th Fr Sa		
	EX2019		Backed up	Su Mo Tu We Th Fr Sa	01-Apr-2020 11:00:02 PM	01-May-2020 11:00:00 PM

Veritas Backup Exec™

Home Backup and Restore Job Monitor Storage Reports Instant Cloud Recovery

Views: Standard, Compact, Sort and Filter, Tree, List, Backups, Restore backup sets created by this job, Edit, Delete, Cancel, Priority, Run Now, Retry Only Failed Resources, Hold, Test Run, Job Activity, View Job History, Run Now, Retry Only Failed Resources, View Job Log, Delete, View Job History, Error Handling, Duplicate, Verify, Edit Backup.

Jobs - 1 Item

Name	Server	Storage	Job Type	State	Job Status	Byte Count	Start Time	Schedule	Selections	Data Retention
Full Backup Monthly - Exc...	EX2019	Disk storage 0001	Backup	Scheduled	Scheduled		01-May-2020 11:00:00 PM	Day 1 of every 1...	EX2019 (Partial), C: (P...	2 Days

Veritas Backup Exec™


Home Backup and Restore Job Monitor Storage Reports Instant Cloud Recovery

Views: Standard, Compact, Sort and Filter, Tree, List, State, Configure Storage, Configure Cloud Storage, Delete, Inventory, Catalog, Inventory and Catalog now, Restore.

All Storage

Name	State	Storage Type	Active Alerts	Storage Trending	Capacity	Active and...
DC	Online	Backup Exec Server				
Disk storage 0001 Veritas Storage for EX and CB	Online	Disk storage		Current storage is sufficient	99.4 GB used of 1,000 GB	1 backup

When, I checked for latest updates, I did find one which I am going to install.

 Veritas Update



The following updates are available.

Name	Release Date	Build Version
<input type="checkbox"/> Feature Pack 1 (Installed)	04-Mar-2021	21.0.1200.1204
<input checked="" type="checkbox"/> Backup Exec 21.2 R2	27-Apr-2021	21.0.1200.1930

Release Notes for your selected item:

Release notes for Veritas Backup Exec

Build Information:

- Release date: 27 April 2021
- Build number: 21.0.1200.1930

For more information on Backup Exec 21.2 R2 please visit

https://www.veritas.com/content/support/en_US/downloads/update.UPD532151

Help

Install

Cancel

Start Patch Process



You have selected component Backup Exec 21.2 R2 for installation.
Continue?

Yes

No

Download Update Progress

 Downloading.

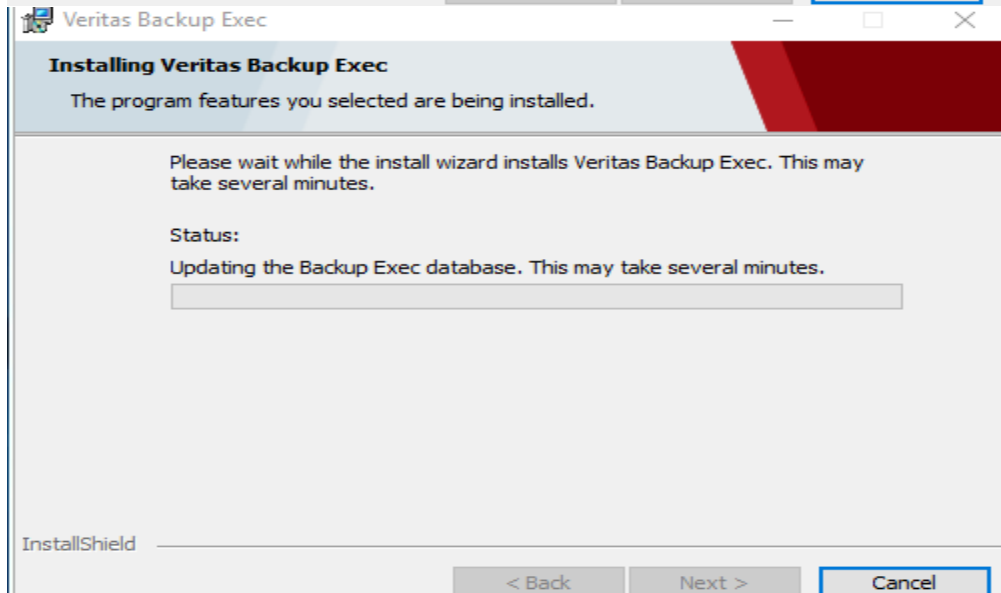
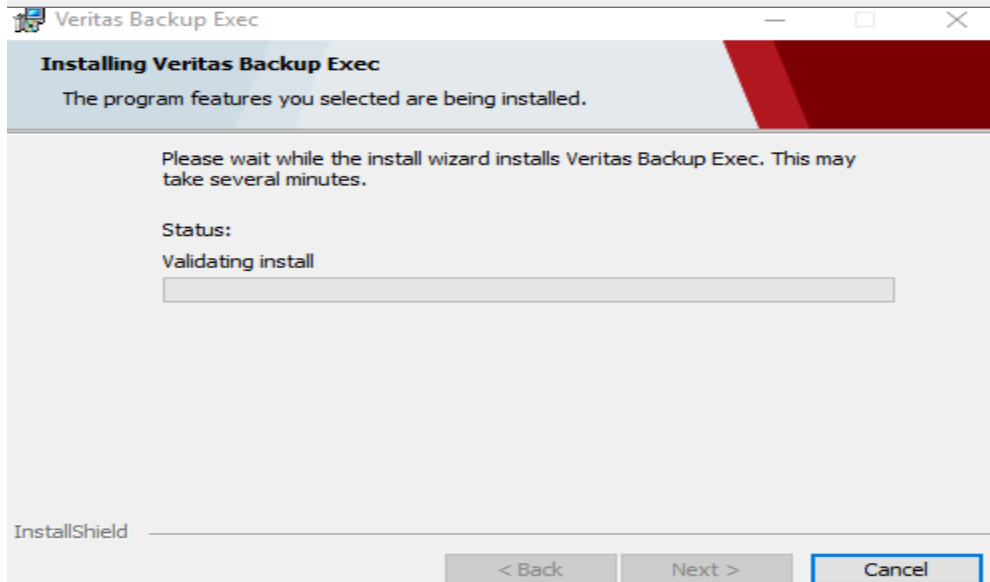
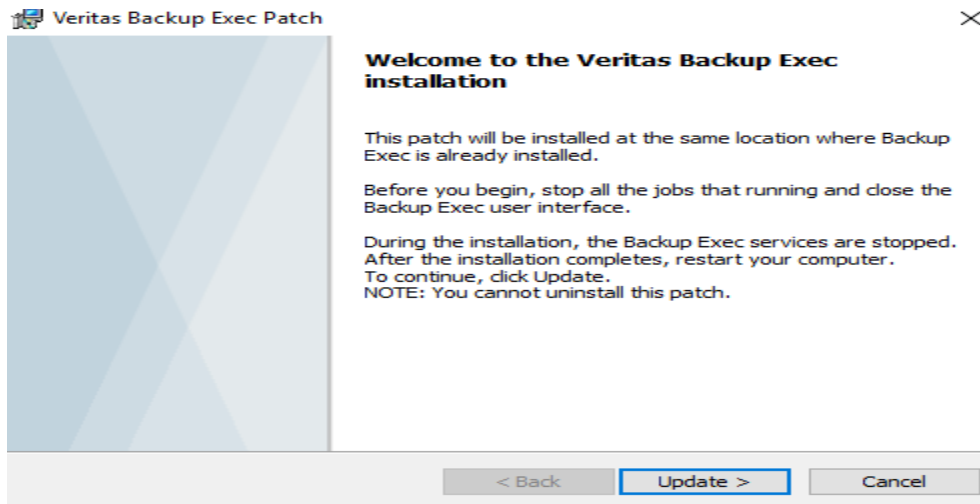


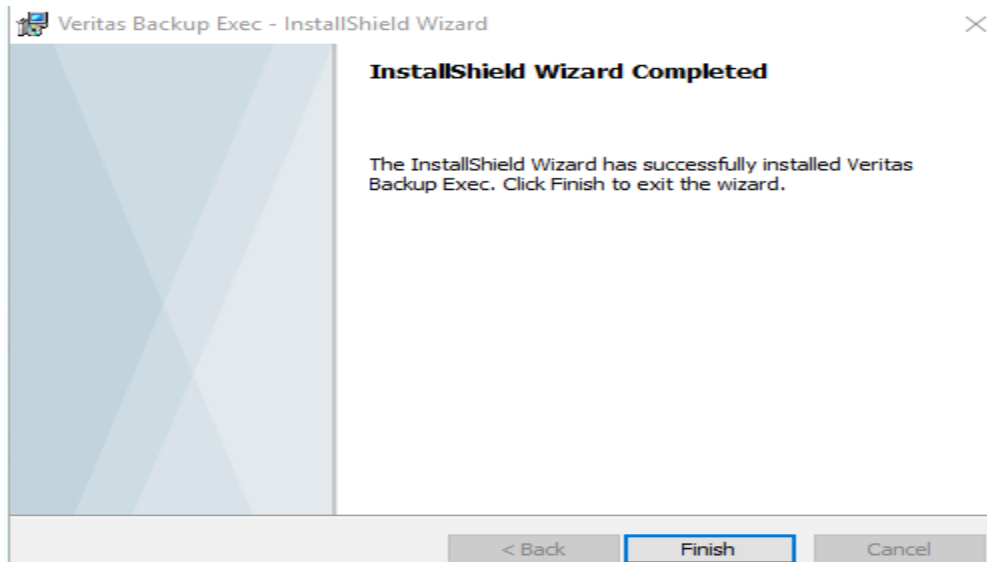
Windows Installer



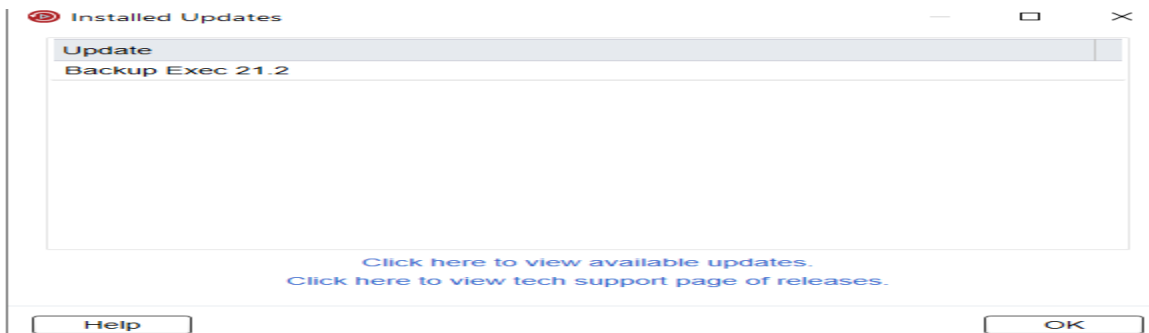
Preparing to install...

Cancel

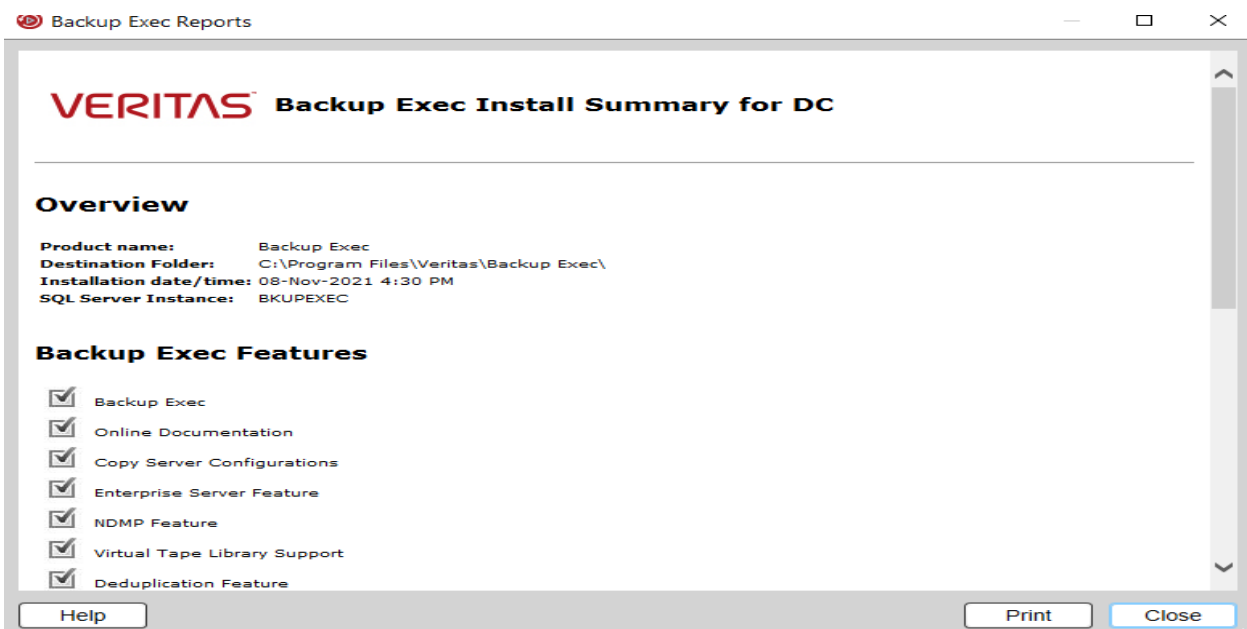


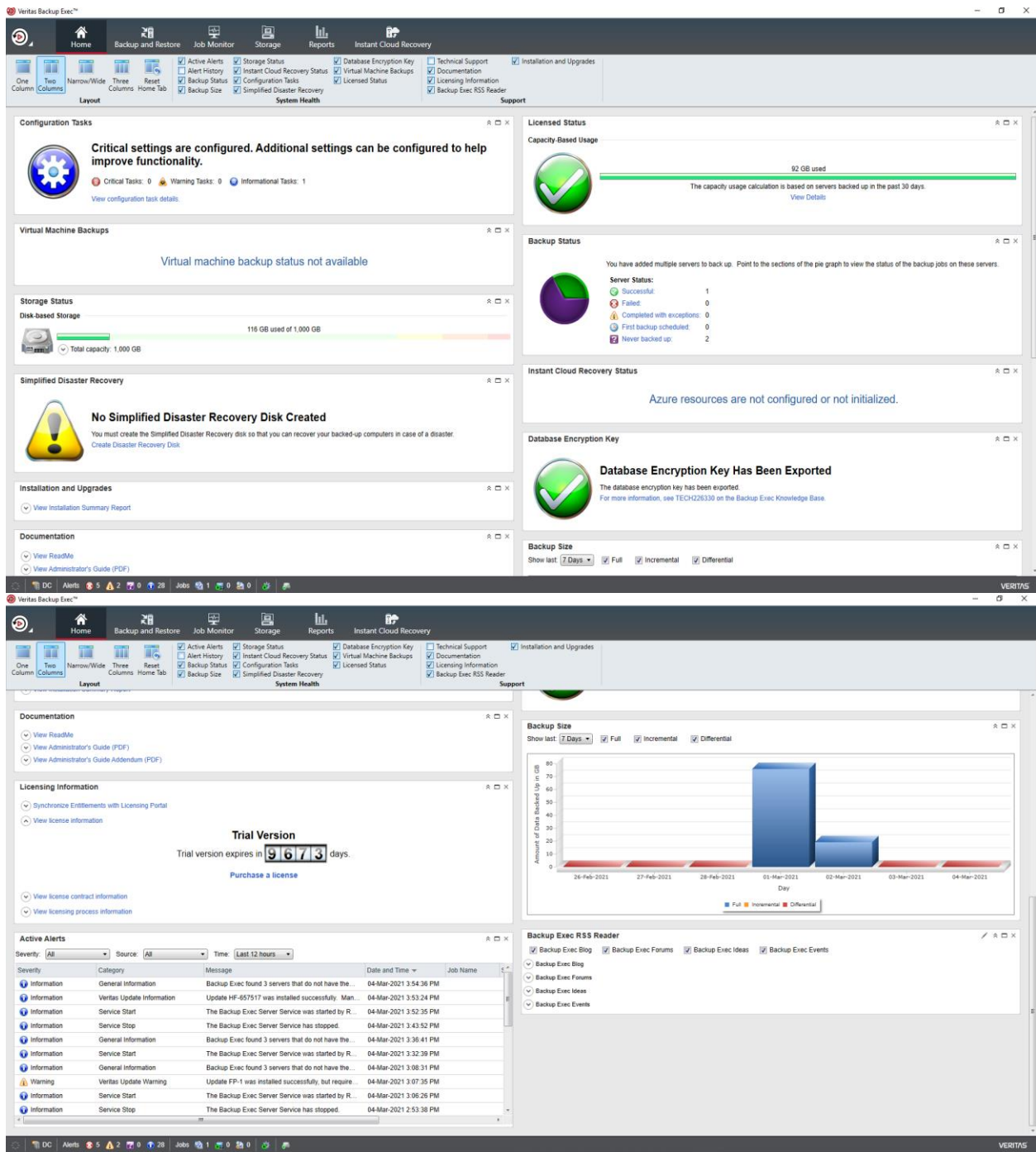


Restart the server and check for any pending updates yet to install. No more updates.



Now let me check the migration report.





This complete the upgrade.

Thanks

Ram Lan
8th Nov 2021