

# How to install Office 2021

In this post, I am going to perform the following:

1. Uninstall Office2019
2. Install Office 2021

I was able to download Office Deployment Tool from Microsoft site. Run the tool and extract the files to Office 2021 folder.

<https://www.microsoft.com/en-us/download/details.aspx?id=49117>

Office Deployment Tool

*Important!* Selecting a language below will dynamically change the complete page content to that language.

Language: English Download

The Office Deployment Tool (ODT) is a command-line tool that you can use to download and deploy Click-to-Run versions of Office, such as Microsoft 365 Apps for enterprise, to your client computers.

**Details**

**Version:**  
16.0.14326.20404

**Date Published:**  
9/16/2021

**File Name:**  
officedeploymenttool\_14326-20404.exe

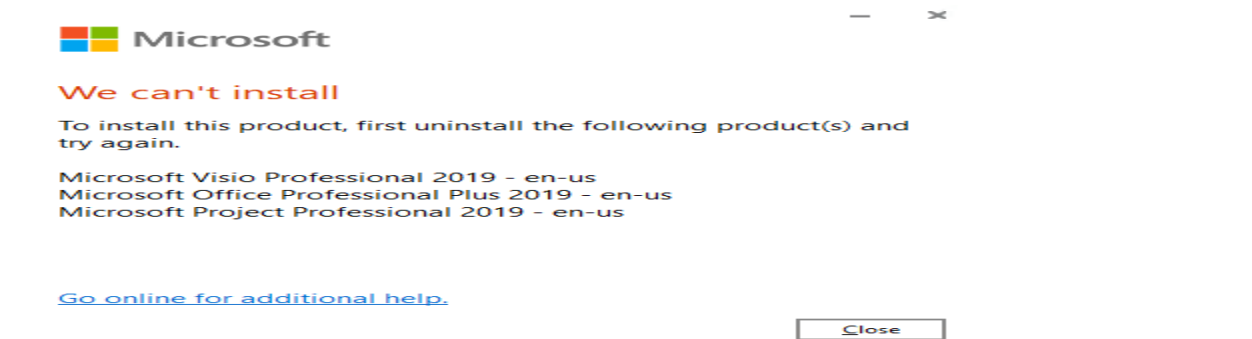
**File Size:**  
3.7 MB

Name	Date modified	Type	Size
<a href="#">configuration-Office365-x64.xml</a>	12-Sep-2021 7:12 ...	XML Document	1 KB
<a href="#">configuration-Office365-x86.xml</a>	12-Sep-2021 7:12 ...	XML Document	1 KB
<a href="#">configuration-Office2019Enterprise.xml</a>	12-Sep-2021 7:12 ...	XML Document	2 KB
<a href="#">configuration-Office2021Enterprise.xml</a>	12-Sep-2021 7:12 ...	XML Document	2 KB
<a href="#">setup.exe</a>	12-Sep-2021 7:12 ...	Application	7,250 KB

Below are the VL keys

Product	GVLK
Office LTSC Professional Plus 2021	FXYTK-NJ8C-GB6DW-3DYQT-6F7TH
Office LTSC Standard 2021	KDX7X-BNVR8-TXXGX-4Q7Y8-78VT3
Project Professional 2021	FTNWT-C6WBT-8HMGF-K9PRX-QV9H8
Project Standard 2021	J2JDC-NJCYY-9RGQ4-YXWMH-T3D4T
Visio LTSC Professional 2021	KNH8D-FGHT4-T8RK3-CTDYJ-K2HT4
Visio LTSC Standard 2021	MJVNY-BYWPY-CWV6J-2RKRT-4M8QG
Access LTSC 2021	WM8YG-YNGDD-4JHDC-PG3F4-FC4T4
Excel LTSC 2021	NWG3X-87C9K-TC7YY-BC2G7-G6RVC
Outlook LTSC 2021	C9FM6-3N72F-HFJXB-TM3V9-T86R9
PowerPoint LTSC 2021	TY7XF-NFRBR-KJ44C-G83KF-GX27K
Publisher LTSC 2021	2MW9D-N4BXM-9VBPG-Q7W6M-KFBGQ
Skype for Business LTSC 2021	HWCXN-K3WBT-WJBKY-R8BD9-XK29P
Word LTSC 2021	TN8H9-M34D3-Y64V9-TR72V-X79KV

When, I tried to install Office 2021, I got below error.



To install Office 2021, we have to uninstall Office 2019. You can do it from Control Panel – Program and Features **OR** use xml file to remove through CMD. I will provide xml file at end of this document for both Uninstall 2019 and Install 2021.

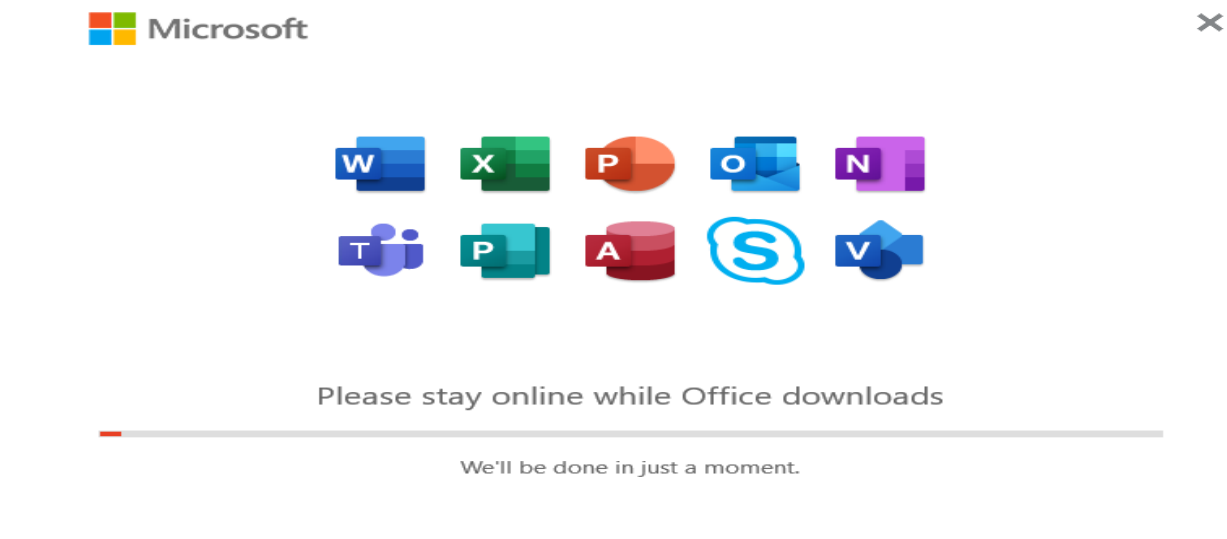
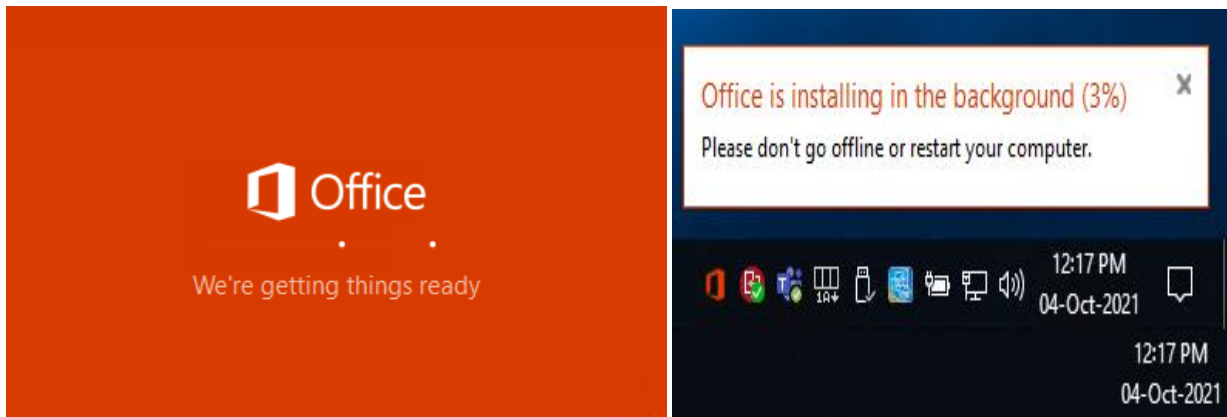
Open CMD as Admin and run below command

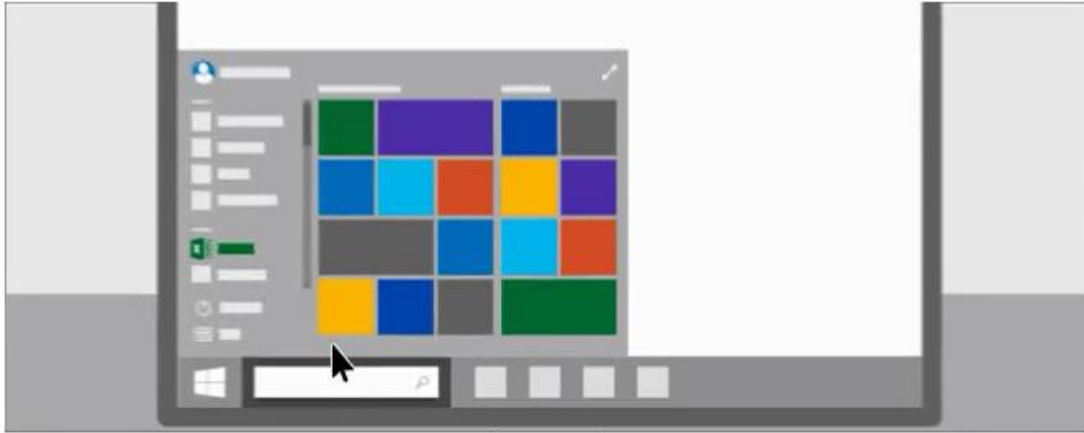
```
C:\Users\Administrator.RAMLAN\Downloads\Office 2021>setup.exe /configure Office2019_Uninstall.xml
C:\Users\Administrator.RAMLAN\Downloads\Office 2021>_
```

Now all office 2019 application is gone. We can ready to install Office 2021 now.

Open CMD as Admin and run below command

```
C:\Users\Administrator.RAMLAN\Downloads\Office 2021>setup.exe /configure office2021x64config.xml
C:\Users\Administrator.RAMLAN\Downloads\Office 2021>_
```





You're all set! Office is installed now

Click Start to view your apps.

Close

## Product Information

About Microsoft® Word LTSC

**Microsoft® Word LTSC MSO (16.0.14332.20102) 64-bit**  
Product ID: 00470-90000-00000-AA834  
Session ID: 8566B2C2-2FF1-47F2-AEEE-3580845ACC94

[Third Party Notices](#)

Microsoft Software License Terms

PLEASE NOTE: Your use of this software is subject to the terms and conditions of the license agreement by which you acquired this software. For instance, if you are:

- a volume license customer, use of this software is subject to your volume license agreement.
- a MSDN customer, use of this software is subject to the MSDN agreement.

You may not use this software if you have not validly acquired a license for the software from Microsoft or its licensed distributors.

If your organization is a Microsoft customer, it has enabled you to use certain connected services in Office 365. You may also have access to other connected services from Microsoft, which are covered by separate terms and privacy commitments. Learn more about Microsoft's other connected services at <https://support.office.com/article/92c234f1-dc91-4dc1-925d-6c90fc3816d8>

Warning: This computer program is protected by copyright law and international treaties. Unauthorized reproduction or distribution of this program, or any portion of it, may result in severe civil and criminal penalties, and will be prosecuted to the maximum extent possible under the law.

## Product Information

# Office

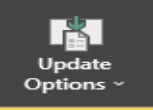
### Product Activated

Microsoft Office LTSC Professional Plus 2021

This product contains




[Change Product Key](#)



**Update Options** ▾

### Office Updates

Updates are managed by your system administrator.



**About Word**

Learn more about Word, Support, Product ID, and Copyright information.  
Version 2108 (Build 14332.20110 Click-to-Run)

This concludes Office 2021 install. I will write another blog covering new features in Office 2021.

Thanks

**Ram Lan**

**4<sup>th</sup> Oct 2021**

The XML Files – [Uninstall Office 2019](#)

```
<Configuration>
<Display Level="None" AcceptEULA="TRUE" />
<Property Name="FORCEAPPSHUTDOWN" Value="TRUE" />
<Remove>
<Product ID="ProPlus2019Volume">
</Product>
<Product ID="Standard2019Volume">
</Product>
<Product ID="VisioPro2019Volume">
</Product>
<Product ID="VisioStd2019Volume">
</Product>
<Product ID="ProjectPro2019Volume">
</Product>
<Product ID="ProjectStd2019Volume">
</Product>
<Product ID="SkypeforBusinessEntry2019Retail">
</Product>
<Product ID="AccessRuntimeRetail">
</Product>
</Remove>
</Configuration>
```

## Install Office 2021

```
<Configuration>
  <Add OfficeClientEdition="64" Channel="PerpetualVL2021">
    <Product ID="ProPlus2021Volume">
      <Language ID="en-us" />
    </Product>
    <Product ID="VisioPro2021Volume">
      <Language ID="en-us" />
    </Product>
    <Product ID="ProjectPro2021Volume">
      <Language ID="en-us" />
    </Product>
  </Add>
  <!-- <RemoveMSI All="True" /> -->
  <!-- <Display Level="None" AcceptEULA="TRUE" /> -->
  <!-- <Property Name="AUTOACTIVATE" Value="1" /> -->
</Configuration>
```