

## How to delete failed certificate requests from certificate authority

Today, I was creating few certificates for Mac machines. I observed there are 5 certificates requests that failed. I wanted to know how to delete the certificates. Tried to delete from CA but there are no options to delete.

So, started goggling for solution and found a PowerShell script that can take care. Downloaded the script and completed the task.

<https://gallery.technet.microsoft.com/Remove-failed-certificate-d24e9073/file/222459/1/Remove-FailedRequestsByDateRange.ps1>

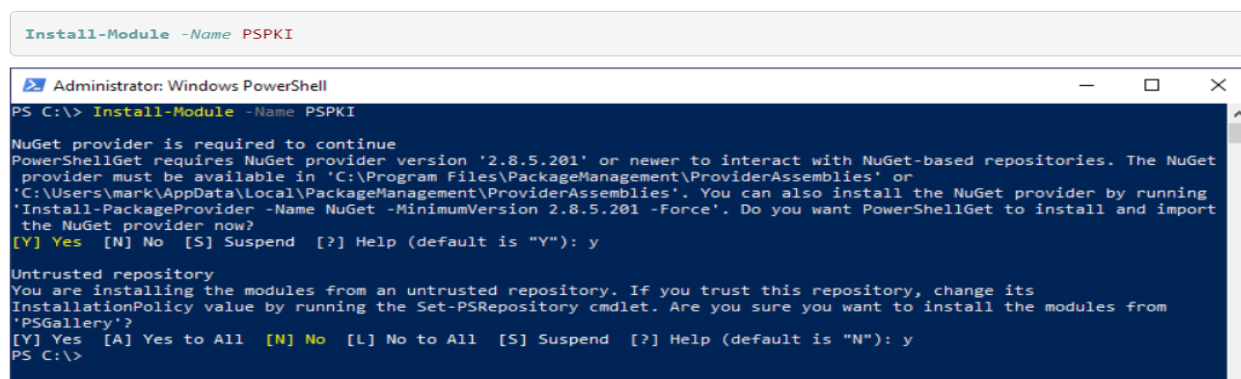
Install PSPKI module first - **Install-Module -Name PSPKI**

### Installation

Option 1: The PowerShell PKI Module can be downloaded below or from the [PowerShell Gallery](#)

Option 2: In a PowerShell console by running the following command:

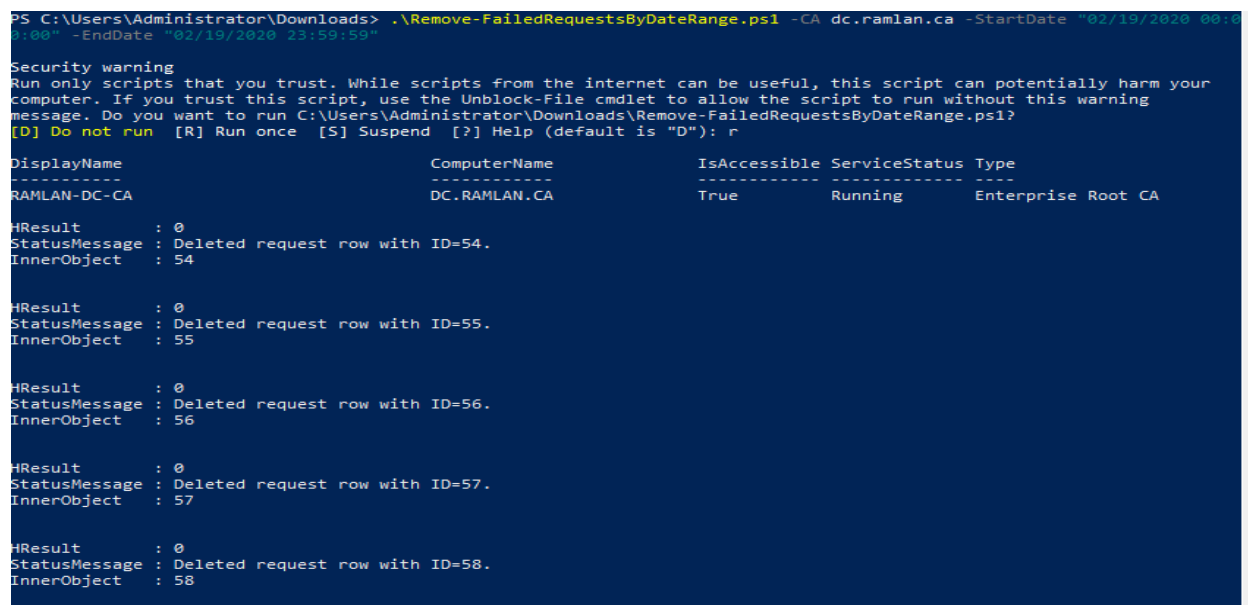
```
Install-Module -Name PSPKI
```



After that run below command

**.\Remove-FailedRequestsByDateRange.ps1 -CA dc.ramlan.ca -StartDate "02/19/2020 00:00:00" -EndDate "02/19/2020 23:59:59"**

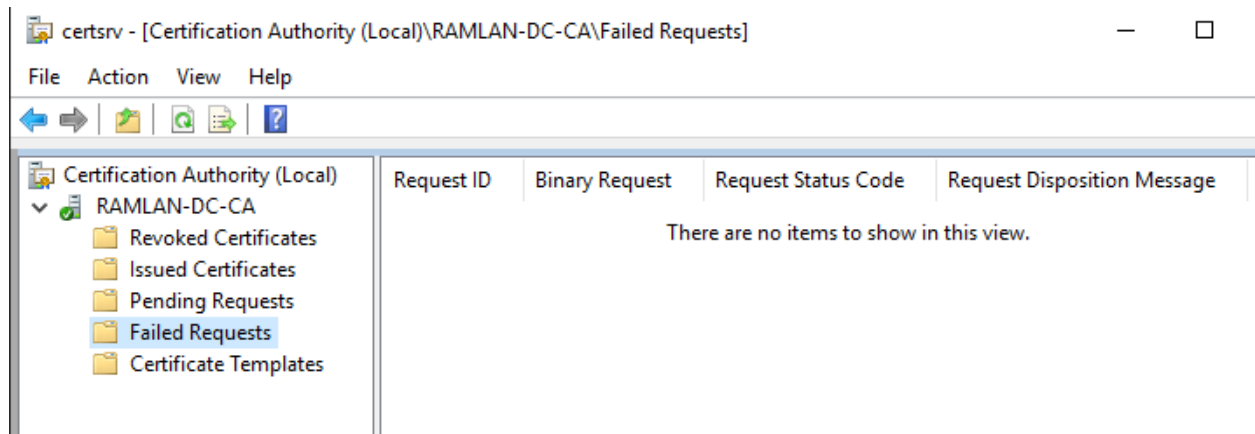
```
PS C:\Users\Administrator\Downloads> .\Remove-FailedRequestsByDateRange.ps1 -CA dc.ramlan.ca -StartDate "02/19/2020 00:00:00" -EndDate "02/19/2020 23:59:59"
```



DisplayName	ComputerName	IsAccessible	ServiceStatus	Type
RAMLAN-DC-CA	DC.RAMLAN.CA	True	Running	Enterprise Root CA

You can change date range as per your requirement.

Now the CA is nice and clean.



Thanks

**Ram Lan**  
**19<sup>th</sup> Feb 2020**