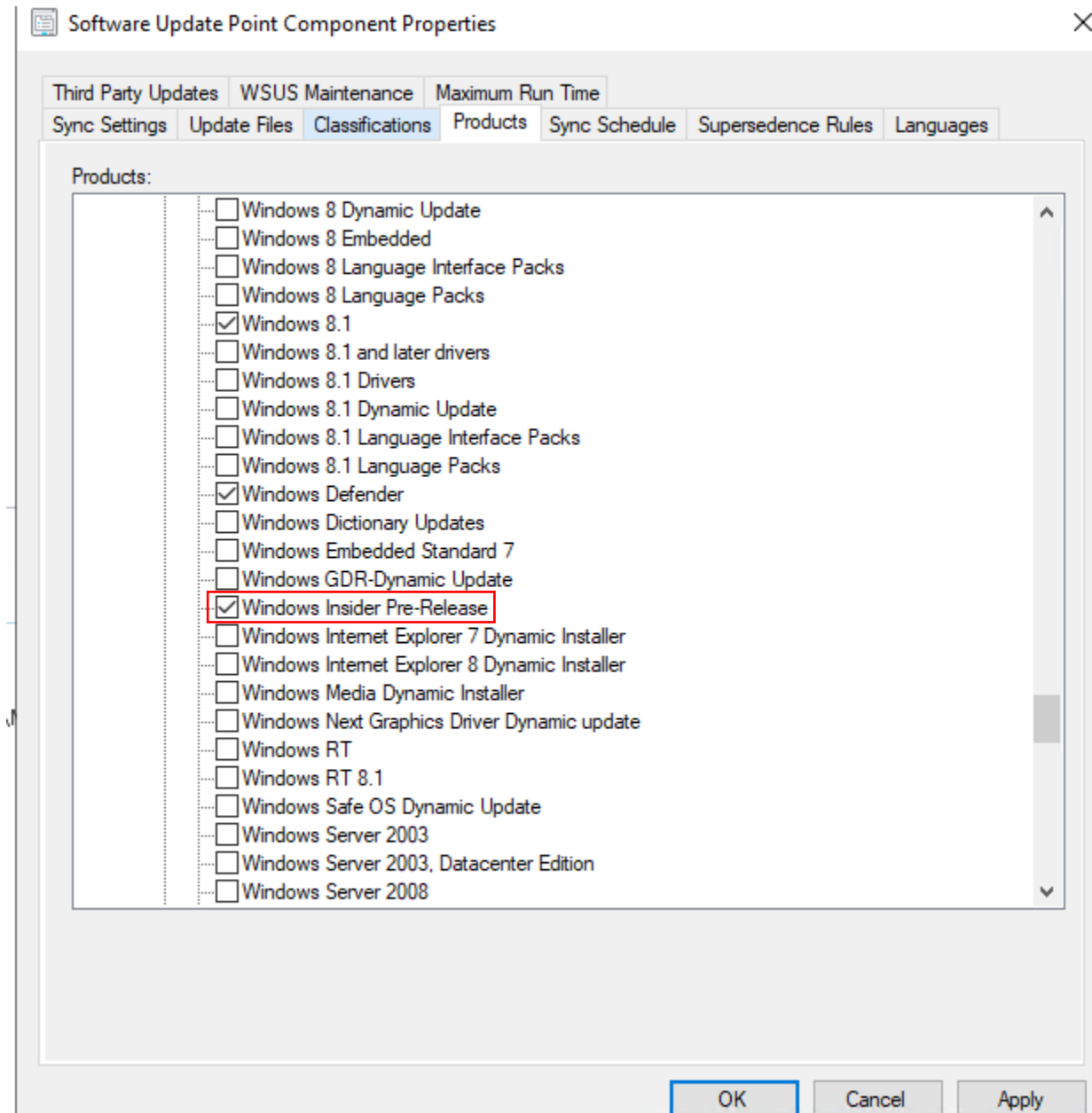
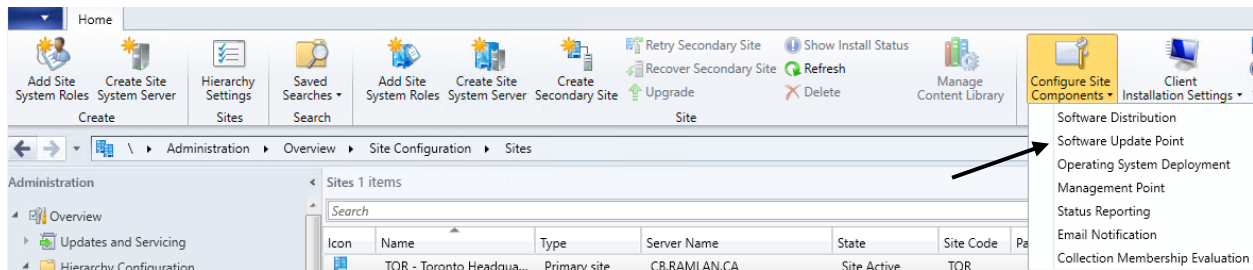
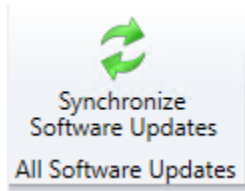


## Publishing pre-release Windows 10 feature updates

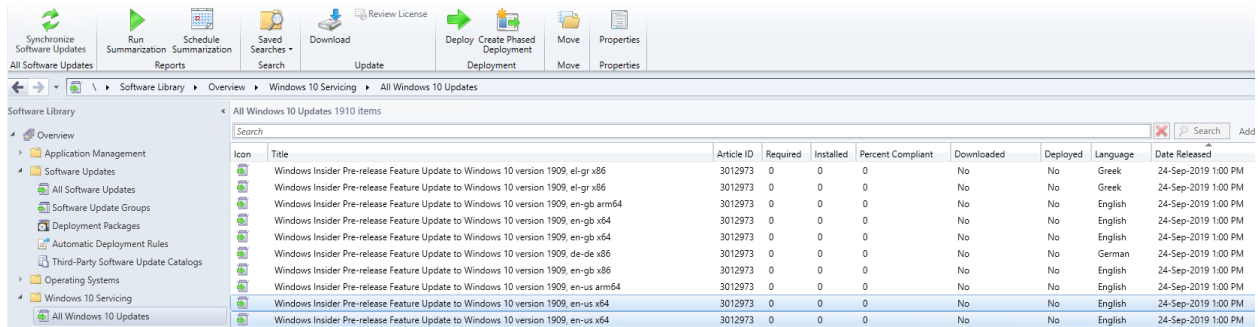
In this post, I will show you how to enable pre-release of Windows 10 feature, if you want to test them in the lab or test environment and see how it is before deciding for production deployment. The base requirement of Current Branch should be 1810 and above.



After that perform the sync



The pre-release updates should shows up.



Now we can create a servicing plan to deploy to Win 10 Test collection. In my lab, I am going to deploy to Win 10 collection directly. They are running Win 10 v1903.



Create Servicing Plan



General

General

- Servicing Plan
- Deployment Ring
- Upgrades
- Deployment Schedule
- User Experience
- Deployment Package
- Summary
- Progress
- Completion

Specify general information for this servicing plan

Name:

Win 10 Pre release v1909

Description:

< Previous

Next >

Summary

Cancel

Create Servicing Plan



Servicing Plan

General

Servicing Plan

- Deployment Ring
- Upgrades
- Deployment Schedule
- User Experience
- Deployment Package
  - Download Location
  - Language Selection
- Summary
- Progress
- Completion

Choose the deployment plan for this servicing plan

Specify the target collection for the Windows upgrade deployment.

Target Collection:

Win 10

Browse...

< Previous

Next >

Summary

Cancel



- General
- Servicing Plan
- Deployment Ring**
- Upgrades
- Deployment Schedule
- User Experience
- Deployment Package
  - Download Location
  - Language Selection
- Summary
- Progress
- Completion

## Specify the deployment ring

Specify the Windows readiness state to which this servicing plan should apply.

- ☒ Semi-Annual Channel (Targeted)
- ☐ Semi-Annual Channel

How many days after Microsoft has published a new upgrade would you like to wait before deploying in your environment:

< Previous

Next >

Summary

Cancel

## Preview updates



Configuration Manager returned 2 updates.

Filter...			
Title	Article ID	Bulletin ID	Product
Windows Insider Pre-release Feature Update to Windows 10 version 1909, en-us x64	3012973		"Windows Ir
Windows Insider Pre-release Feature Update to Windows 10 version 1909, en-us x64	3012973		"Windows Ir

**Above you can see there are two files. One pertains to Client Business and the other is Client Consumer. Wish Microsoft had a clear naming for each version.**

Close



## Upgrades

General

Servicing Plan

Deployment Ring

Upgrades

Deployment Schedule

User Experience

Deployment Package

Download Location

Language Selection

Summary

Progress

Completion

## Select the property filters and search criteria

The upgrades that meet the specified criteria will be added to the associated deployment

Property filters:

- ☒ Architecture
- ☒ Language
- ☒ Product Category
- ☒ Required
- ☐ Superseded
- ☒ Title

Search criteria:

Architecture "x64"  
Language "English"  
Product Category "Windows Insider Pre-Release"  
Required en-us  
Title en-us

Preview

&lt; Previous

Next &gt;

Summary

Cancel



## Deployment Schedule

General

Servicing Plan

Deployment Ring

Upgrades

Deployment Schedule

User Experience

Deployment Package

Download Location

Language Selection

Summary

Progress

Completion

## Configure schedule details for this deployment

Schedule evaluation

Specify if the schedule for this deployment is evaluated based upon Universal Coordinated Time (UTC) or the local time of the client.

Time based on:

Client local time

Software available time

Specify when software updates are available. After this rule is run, software updates are distributed to the content server. Then the software updates are available to install as soon as possible or scheduled to install at a configured period of time after the rule is run.

Note: You must enable this deployment before software updates are available to install.

☒ As soon as possible☐ Specific time:

7

Days

Installation deadline

Specify a deadline for required software updates. The deadline is determined by adding the deadline time to the installation time. When the deadline is reached, required software updates are installed on the device and the device is restarted if necessary.

☐ As soon as possible☒ Specific time:

7

Days

☐ Delay enforcement of this deployment according to user preferences, up to the grace period defined in client settings.

&lt; Previous

Next &gt;

Summary

Cancel



## User Experience

- General
- Servicing Plan
- Deployment Ring
- Upgrades
- Deployment Schedule
- User Experience**
- Deployment Package
  - Download Location
  - Language Selection
- Summary
- Progress
- Completion

## Specify the user experience for this deployment

User visual experience

User notifications:

Display in Software Center, and only show notifications for computer restarts

Deadline behavior

When the installation deadline is reached, allow the following activities to be performed outside of any defined maintenance windows:

- ☐ Software Update Installation
- ☐ System restart (if necessary)

Device restart behavior

Some software updates require a system restart to complete the installation process. You can suppress this restart on servers and workstations.

Suppress the system restart on the following devices:

- ☐ Servers
- ☐ Workstations

Write filter handling for Windows Embedded devices

- ☐ Commit changes at deadline or during a maintenance window (requires restarts)

If this option is not selected, content will be applied on the overlay and committed later.

Software updates deployment re-evaluation behavior upon restart

- ☐ If any update in this deployment requires a system restart, run updates deployment evaluation cycle after restart

&lt; Previous

Next &gt;

Summary

Cancel



## Deployment Package

- General
- Servicing Plan
- Deployment Ring
- Upgrades
- Deployment Schedule
- User Experience
- Deployment Package**
  - Distribution Points
  - Download Location
  - Language Selection
- Summary
- Progress
- Completion

## Select deployment package for this automatic deployment rule

The deployment package contains the software update files associated with this rule that will be available to clients as part of the deployment. You can select an existing deployment package or create a new one.

- ☐ Select a deployment package

Browse...

- ☒ Create a new deployment package

Name:

Win 10 Pre Release v1909

Description:

Package source (Example): \\&lt;server&gt;\&lt;folder path&gt;

\\vcb\Sources\OSD\OS\WIN10\Servicing Plan\v1909

Browse...

Sending priority:

High

- ☐ Enable binary differential replication

To minimize the network traffic between sites, binary differential replication updates only the content that has changed in the package.

- ☐ No deployment package

Clients download content from peers or the Microsoft cloud.

&lt; Previous

Next &gt;

Summary

Cancel



## Distribution Points

General  
Servicing Plan  
Deployment Ring  
Upgrades  
Deployment Schedule  
User Experience  
Deployment Package  
**Distribution Points**  
Download Location  
Language Selection  
Summary  
Progress  
Completion

## Specify the distribution points or distribution point groups to host the content

Distribution points or distribution point groups:

Filter...			Add ▼
Name	Description	Associations	Remove
CB.RAMLAN.CA	Distribution point		
Toronto	Distribution point group	0	

&lt; Previous

Next &gt;

Summary

Cancel



## Download Location

General  
Servicing Plan  
Deployment Ring  
Upgrades  
Deployment Schedule  
User Experience  
Deployment Package  
Distribution Points  
**Download Location**  
Language Selection  
Summary  
Progress  
Completion

## Specify download location for this Automatic Deployment Rule

If your site server does not have an Internet connection, you can download the software updates from a different computer and save them to a network location accessible by the site server.

- ☒ Download software updates from the Internet
- ☐ Download software updates from a location on my network:

Example: \\&lt;server&gt;\&lt;folder path&gt;

Browse...

## Note:

When the deployment package contains all required software updates, select "Download software updates from the internet". The software updates files will be validated, but will not be downloaded again.

&lt; Previous

Next &gt;

Summary

Cancel

Create Servicing Plan

Language Selection

General

Servicing Plan

Deployment Ring

Upgrades

Deployment Schedule

User Experience

Deployment Package

Distribution Points

Download Location

Language Selection

Summary

Progress

Completion

Specify the update languages for product

Edit...

Product	Update languages
Windows Update	English
Office 365 Client Update	English (United States)

< Previous

Next >

Summary

Cancel

Create Servicing Plan

Summary

General

Servicing Plan

Deployment Ring

Upgrades

Deployment Schedule

User Experience

Deployment Package

Distribution Points

Download Location

Language Selection

Summary

Progress

Completion

Confirm the settings

Details:

General:

- Servicing Plan: Win 10 Pre release v1909

Servicing Plan:

- Target Collection: Win 10

Deployment Ring:

- Servicing Ring: Semi-Annual Channel (Targeted)
- Deferral: 0 days

Upgrades:

- Architecture: "x64"
- Language: "English"
- Product Category: "Windows Insider Pre-Release"
- Required: en-us
- Title: en-us

Deployment Schedule:

- Deployment schedules will be based on: Client local time
- Time between rule run and deployment available: As soon as possible
- Time between deployment available and deadline: 7 Days
- Delayed enforcement on deployment: No

User Experience:

- User Notifications: Display in Software Center, and only show notifications for computer restarts
- Install software updates outside the maintenance window when deadline is reached: No
- Restart system outside the maintenance window when deadline is reached: Suppressed
- Commit changes at deadline or during a maintenance window (requires restarts): Suppressed
- If any update in this deployment requires a system restart, run updates deployment evaluation cycle after restart: No
- If a restart is required it will be: Allowed

Package

The software updates will be placed in a new package:

- Win 10 Pre Release v1909

Content (2):

- CB.RAMLAN.CA
- Toronto

Download Location:

- Download software updates from the Internet

To change these settings, click Previous. To apply the settings, click Next.

< Previous

Next >

Summary

Cancel



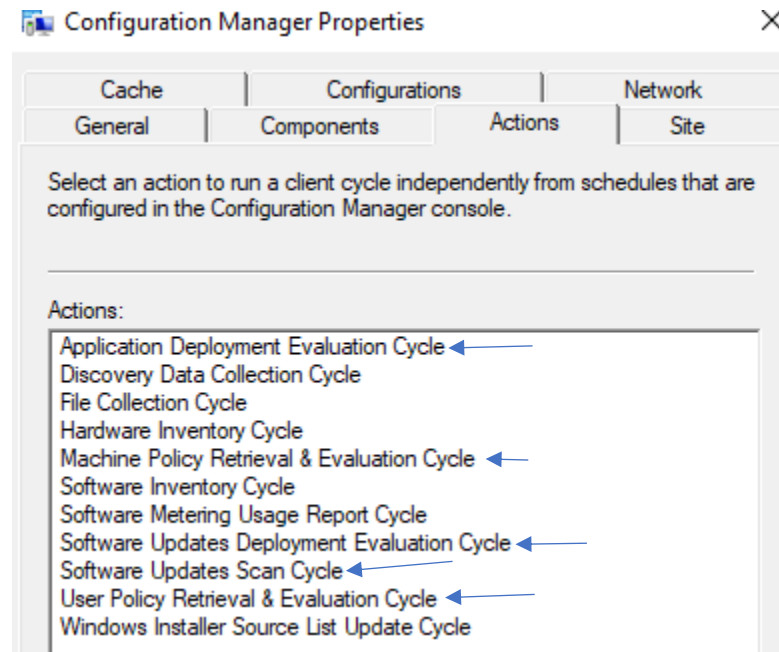


After some time, you will see it has downloaded Win 10 v1909 which is about 3.5GB. There are two versions Client Business & Client Consumer.

CB > OS (C:) > Sources > OSD > OS > WIN10 > Servicing Plan > v1909 > 1b059d6f-86ca-485b-9073-c949fbc005fe

Name	Date modified	Type	Size
18363.356.190918-2052.19h2_release_svc_refresh_CLIENTBUSINESS_VOL_x64FRE_en-us.esd	24-Sep-2019 10:52 PM	ESD File	3,401,310 KB
WindowsUpdateBox.exe	24-Sep-2019 10:58 PM	Application	22,251 KB

I logged into Win 10 workstation and ran these policies so update will show up in Software Center.



After few minutes the update show up in Software Center for install.

The screenshot displays the Windows Software Center interface for 'RAMLAN INC'. The left sidebar shows 'Updates' with a notification badge. The main area lists updates, with one update highlighted: 'Windows Insider Pre-release Feature Update to Windows 10 version 1909, en-us x64' by Microsoft, with a status of 'Scheduled to install after...'. Below this, the 'Update details' for the selected update are shown, including the 'Install' and 'Schedule' buttons, the Windows Insider Program Agreement text, and the installation status: 'Status: Scheduled to install after 01-Oct-2019 11:14:00 PM'. Other details include 'Restart required: Might be required' and 'Article ID: 3012973'.

Software Center

RAMLAN INC

Confirm you want to upgrade the operating system on this computer.

Upgrading the operating system will take time and your computer might restart several times.

**This in-place upgrade installs the new operating system and automatically migrates your apps, data, and settings.**

Click Install Operating System to begin. Otherwise, click Cancel.

Install

Cancel

Applications
Updates
Operating Systems
Installation status
Device compliance
Options
Personal

Updates > Update details

Windows Insider Pre-release Feature Update to Windows 10 version

Published by Microsoft

Cancel

Installing...

You accept the terms of the Windows Insider Program Agreement by downloading this Upgrade, by installing the Upgrade, or by continuing to use this Upgrade.

Status: Downloading (23% complete)

Restart required: Might be required

Article ID: 3012973

Applications
Updates
Operating Systems
Installation status
Device compliance
Options
Personal

Update details

Windows Insider Pre-release Feature Update to Windows 10 version 1909, en-us

Published by Microsoft

Cancel

Installing...

You accept the terms of the Windows Insider Program Agreement by downloading this Upgrade, by installing the Upgrade, or by continuing to use this Upgrade.

Status: Downloading (99% complete)

Restart required: Might be required

Article ID: 3012973

Here you can see on the workstation it has downloaded and started the installation.

File
Home
Share
View

This PC > Local Disk (C:) > Windows > ccmcache > 1q

18363.356.190918-2052.19h2\_release\_svc\_refresh\_CLIENTBUSINESS\_VOL\_x64FRE\_en-us.esd

24-Sep-2019 10:52 PM

ESD File


3,401,310 KB

WindowsUpdateBox

24-Sep-2019 10:58 PM

Application

22,251 KB

RAMLAN INC

Applications

Updates 1

Operating Systems


Installation status

Device compliance

Options

Personal

Updates > Update details




### Windows Insider Pre-release Feature Update to Windows 10 version

Published by Microsoft

Cancel Installing...

You accept the terms of the Windows Insider Program Agreement by downloading this Upgrade, by installing the Upgrade, or by continuing to use this Upgrade.

Status: **Installing**  
Restart required: **Might be required**  
Article ID: 3012973

RAMLAN INC

Applications

Updates

Operating Systems


Installation status

Device compliance

Options

Personal

Updates > Update details



### Windows Insider Pre-release Feature Update to Windows 10 version


Published by Microsoft


Restart

You accept the terms of the Windows Insider Program Agreement by downloading this Upgrade, by installing the Upgrade, or by continuing to use this Upgrade.

Status: **Will restart 01-Oct-2019 11:14:00 PM**  
Restart required: **Yes**  
Article ID: 3012973

Software Center X

RAMLAN INC



### Your computer must be restarted.

Save your work to avoid losing data. Notify users logged on to this computer that they should log off immediately for a pending restart.

Click Restart to restart the computer now, otherwise click Cancel.

Restart Cancel

This is the log you can monitor during installation.

Configuration Manager Trace Log Tool - [C:\Windows\CCM\Logs\UpdatesDeployment.log]

File Tools Window Help

Log Text

Log Text	Component	Date/Time	Thread
EnumerateUpdates for action (UpdateActionInstall) - Total actionable updates = 1	UpdatesDeploymentAgent	25-Sep-2019 12:15:27	3176 (0xC68)
Update (Site_38252C12-674B-4940-898B-AE07E9AF1FF6/SUM_5fe8633e-f932-4033-83a9-8f78148f78ed) Progress: Status = ...	UpdatesDeploymentAgent	25-Sep-2019 12:33:07	1484 (0x5C3)
Raising client SDK event for class CCM_SoftwareUpdate, instance CCM_SoftwareUpdate.UpdateID="Site_38252C12-674B-...	UpdatesDeploymentAgent	25-Sep-2019 12:33:07	1484 (0x5C3)
Update (Site_38252C12-674B-4940-898B-AE07E9AF1FF6/SUM_5fe8633e-f932-4033-83a9-8f78148f78ed) Progress: Status = ...	UpdatesDeploymentAgent	25-Sep-2019 12:34:01	6608 (0x19D0)
Raising client SDK event for class CCM_SoftwareUpdate, instance CCM_SoftwareUpdate.UpdateID="Site_38252C12-674B-...	UpdatesDeploymentAgent	25-Sep-2019 12:34:01	6608 (0x19D0)
Update (Site_38252C12-674B-4940-898B-AE07E9AF1FF6/SUM_5fe8633e-f932-4033-83a9-8f78148f78ed) Progress: Status = ...	UpdatesDeploymentAgent	25-Sep-2019 12:34:31	6608 (0x19D0)
Raising client SDK event for class CCM_SoftwareUpdate, instance CCM_SoftwareUpdate.UpdateID="Site_38252C12-674B-...	UpdatesDeploymentAgent	25-Sep-2019 12:34:31	6608 (0x19D0)
Update (Site_38252C12-674B-4940-898B-AE07E9AF1FF6/SUM_5fe8633e-f932-4033-83a9-8f78148f78ed) Progress: Status = ...	UpdatesDeploymentAgent	25-Sep-2019 12:34:46	3272 (0xCC8)
Raising client SDK event for class CCM_SoftwareUpdate, instance CCM_SoftwareUpdate.UpdateID="Site_38252C12-674B-...	UpdatesDeploymentAgent	25-Sep-2019 12:34:46	3272 (0xCC8)
Update (Site_38252C12-674B-4940-898B-AE07E9AF1FF6/SUM_5fe8633e-f932-4033-83a9-8f78148f78ed) Progress: Status = ...	UpdatesDeploymentAgent	25-Sep-2019 12:35:11	5272 (0x1498)
Raising client SDK event for class CCM_SoftwareUpdate, instance CCM_SoftwareUpdate.UpdateID="Site_38252C12-674B-...	UpdatesDeploymentAgent	25-Sep-2019 12:35:11	5272 (0x1498)
Update (Site_38252C12-674B-4940-898B-AE07E9AF1FF6/SUM_5fe8633e-f932-4033-83a9-8f78148f78ed) Progress: Status = ...	UpdatesDeploymentAgent	25-Sep-2019 12:35:17	6608 (0x19D0)
Raising client SDK event for class CCM_SoftwareUpdate, instance CCM_SoftwareUpdate.UpdateID="Site_38252C12-674B-...	UpdatesDeploymentAgent	25-Sep-2019 12:35:17	6608 (0x19D0)
CUpdatesJob((BE55C1DC-36FD-4E8D-8D12-7AA21005DA00)): Job completion received.	UpdatesDeploymentAgent	25-Sep-2019 12:37:32	3272 (0xCC8)
Update (Site_38252C12-674B-4940-898B-AE07E9AF1FF6/SUM_5fe8633e-f932-4033-83a9-8f78148f78ed) Progress: Status = ...	UpdatesDeploymentAgent	25-Sep-2019 12:37:32	3272 (0xCC8)
Raising client SDK event for class CCM_SoftwareUpdate, instance CCM_SoftwareUpdate.UpdateID="Site_38252C12-674B-...	UpdatesDeploymentAgent	25-Sep-2019 12:37:32	3272 (0xCC8)
IsRebootSetForScheduledUpdate - Scheduled update Site_38252C12-674B-4940-898B-AE07E9AF1FF6/SUM_5fe8633e-f932-...	UpdatesDeploymentAgent	25-Sep-2019 12:37:32	3272 (0xCC8)
IsRebootNeeded: Update = Site_38252C12-674B-4940-898B-AE07E9AF1FF6/SUM_5fe8633e-f932-4033-83a9-8f78148f78ed, ...	UpdatesDeploymentAgent	25-Sep-2019 12:37:32	3272 (0xCC8)
IsRebootNeeded: nNotifyUICount = 1, set overall NotifyUI = True	UpdatesDeploymentAgent	25-Sep-2019 12:37:32	3272 (0xCC8)
No installations in pipeline, notify reboot. NotifyUI = True	UpdatesDeploymentAgent	25-Sep-2019 12:37:32	3272 (0xCC8)
Notify reboot, NotifyUI = True	UpdatesDeploymentAgent	25-Sep-2019 12:37:32	3272 (0xCC8)

**Date/Time:** 25-Sep-2019 12:37:32 AM **Component:** UpdatesDeploymentAgent  
**Thread:** 3272 (0xCC8) **Source:** updatesmanager.cpp:4482

Notify reboot, NotifyUI = True

File Action Media Clipboard View Help

Restarting



Working on updates 0%  
Don't turn off your PC. This will take a while.

Your PC will restart several times.



Working on updates 2%  
Don't turn off your PC. This will take a while.

Your PC will restart several times.

After restart you will see this

We've got some updates for your PC

These updates help protect you in an  
online world

Don't turn off your PC



# Windows 10

Microsoft Windows

Version 1909 (OS Build 18363.356)

© 2019 Microsoft Corporation. All rights reserved.

The Windows 10 Enterprise operating system and its user interface are protected by trademark and other pending or existing intellectual property rights in the United States and other countries/regions.

This product is licensed under the [Microsoft Software License Terms](#) to:

Test

OK

This concludes the whole process of creating a servicing plan and deploying Win 10 v1909 in test bed.

Thanks!

**Ram Lan**

**25<sup>th</sup> Sep 2019**