

How to upgrade Exchange Server 2019 Cumulative Update 3

In this post, I will show you how to perform the upgrade of Exchange Server 2019 Cumulative Update 2 to Cumulative Update 3.

Microsoft released the update on 17th Sep 2019. The update is available only for VLSC members. You can visit below link for complete details about CU3.

<https://support.microsoft.com/en-us/help/4514141/cumulative-update-3-for-exchange-server-2019>

I am currently running EX 2019 CU2. You can find that with this command

Get-Exchangeserver |ft name,admindisplay* OR
Get-ExchangeServer | Format-List Name,Edition,AdminDisplayVersion

```
Machine: EX2019,RAMLAN.CA

Welcome to the Exchange Management Shell!

Full list of cmdlets: Get-Command
Only Exchange cmdlets: Get-ExCommand
Cmdlets that match a specific string: Help *<string*>
Get general help: Help
Get help for a cmdlet: Help <cmdlet name> or <cmdlet name> -?
Exchange team blog: Get-ExBlog
Show full output for a command: <command> | Format-List

Show quick reference guide: QuickRef
VERBOSE: Connecting to EX2019.RAMLAN.CA.
VERBOSE: Connected to EX2019.RAMLAN.CA.
[PS] C:\ProgramData\Microsoft\Windows\Start Menu\Programs\Microsoft Exchange Server 2019>Get-Exchangeserver |ft name,admindisplay*

Name      AdminDisplayVersion
-----
EX2019 Version 15.2 (Build 397.3)

[PS] C:\ProgramData\Microsoft\Windows\Start Menu\Programs\Microsoft Exchange Server 2019>Get-ExchangeServer | Format-List Name,Edition,AdminDisplayVersion


Name          : EX2019
Edition       : Enterprise
AdminDisplayVersion : Version 15.2 (Build 397.3)
```

Exchange 2019 Version History:

Product name	Release date	Build number (short format)	Build number (long format)
Exchange Server 2019 CU3	September 17, 2019	15.2.464.5	15.02.0464.005
Exchange Server 2019 CU2	June 18, 2019	15.2.397.3	15.02.0397.003
Exchange Server 2019 CU1	February 12, 2019	15.2.330.5	15.02.0330.005
Exchange Server 2019 RTM	October 22, 2018	15.2.221.12	15.02.0221.012
Exchange Server 2019 Preview	July 24, 2018	15.2.196.0	15.02.0196.000

Before you start the upgrade it is advisable to restart the server and then start the upgrade process. Copy Exchange 2019 CU3 ISO to Exchange Server and Mount the ISO to start the setup.exe

> Administrator > Downloads >

Name	Date modified	Type	Size
 mu exchange server 2019 cumulative u...	22-Sep-2019 5:45 ...	Disc Image File	6,144,908 KB

EX2019 > DVD Drive (D:) EXCHANGESERVER2019-X64-CU3 >

Name	Date modified	Type	Size
th	30-Aug-2019 6:50 ...	File folder	
tk-tm	30-Aug-2019 6:50 ...	File folder	
tr	30-Aug-2019 6:50 ...	File folder	
tt	30-Aug-2019 6:50 ...	File folder	
UCMAREdist	30-Aug-2019 6:50 ...	File folder	
ug-cn	30-Aug-2019 6:50 ...	File folder	
uk	30-Aug-2019 6:50 ...	File folder	
ur	30-Aug-2019 6:50 ...	File folder	
uz	30-Aug-2019 6:50 ...	File folder	
vi	30-Aug-2019 6:50 ...	File folder	
zh-hans	30-Aug-2019 6:50 ...	File folder	
zh-hant	30-Aug-2019 6:50 ...	File folder	
autorun.inf	09-Aug-2019 6:13 ...	Setup Information	1 KB
EXCHANGESERVER.msi	30-Aug-2019 6:02 ...	Windows Installer ...	7,148 KB
Microsoft.Exchange.CabUtility.dll	30-Aug-2019 6:00 ...	Application extens...	277 KB
Microsoft.Exchange.Data.Common.dll	30-Aug-2019 6:02 ...	Application extens...	1,654 KB
Microsoft.Exchange.Diagnostics.dll	30-Aug-2019 6:02 ...	Application extens...	1,753 KB
Microsoft.Exchange.Setup.AcquireLangu...	30-Aug-2019 6:00 ...	Application extens...	63 KB
Microsoft.Exchange.Setup.Bootstrapper...	30-Aug-2019 6:01 ...	Application extens...	98 KB
Microsoft.Exchange.Setup.SignVerfWrap...	30-Aug-2019 6:03 ...	Application extens...	81 KB
Setup.EXE	30-Aug-2019 6:01 ...	Application	27 KB

MICROSOFT EXCHANGE SERVER 2019 CUMULATIVE UPDATE 3

? X

Check for Updates?

You can have Setup download Exchange Server updates from the Internet before you install Exchange. If updates are available, they'll be downloaded and used by Setup. By downloading updates now, you'll have the latest security and product updates. If you don't want to check for updates right now, or if you don't have access to the Internet, skip this step. If you skip this step, be sure to download and install any available updates after you've completed Setup.

Select one of the following options:

- Connect to the Internet and check for updates
- Don't check for updates right now

Exchange

next

Downloading Updates...

No updates found, click next to continue with setup.

Exchange

next

Copying Files...

Setup needs to copy files that are required to install Exchange Server.

Copying files...

49%



Exchange

Upgrade

You are about to upgrade Microsoft Exchange Server. This wizard will guide you through the upgrade process.

Plan your Exchange Server deployment:

[Read about Exchange Server](#)

[Read about supported languages](#)

[Use the Exchange Server Deployment Assistant](#)

Exchange

next

License Agreement

Please read and accept the Exchange Server license agreement.

MICROSOFT SOFTWARE LICENSE TERMS

MICROSOFT EXCHANGE SERVER 2019 STANDARD, ENTERPRISE, TRIAL AND HYBRID

These license terms are an agreement between Microsoft Corporation (or based on where you live, one of its affiliates) and you. Please read them. They apply to the software named above, which includes the media on which you received it, if any. The terms also apply to any Microsoft

- updates,
- supplements,
- Internet-based services, and
- support services

for this software, unless other terms accompany those items. If so, those terms apply.

By using the software, you accept these terms. If you do not accept them, do not use the software. Instead, return it to the retailer for a refund or credit. If you cannot obtain a refund there, contact Microsoft or

- I accept the terms in the license agreement
- I do not accept the terms in the license agreement.

Exchange

next

Setup Progress

Step 1 of 16: Stopping Services

9%



Exchange

Setup Completed

Congratulations! Setup has finished successfully. To complete the installation of Microsoft Exchange Server, reboot the computer.

You can also start the Exchange Administration Center after Setup is finished.

Launch Exchange Administration Center after finishing Exchange setup.

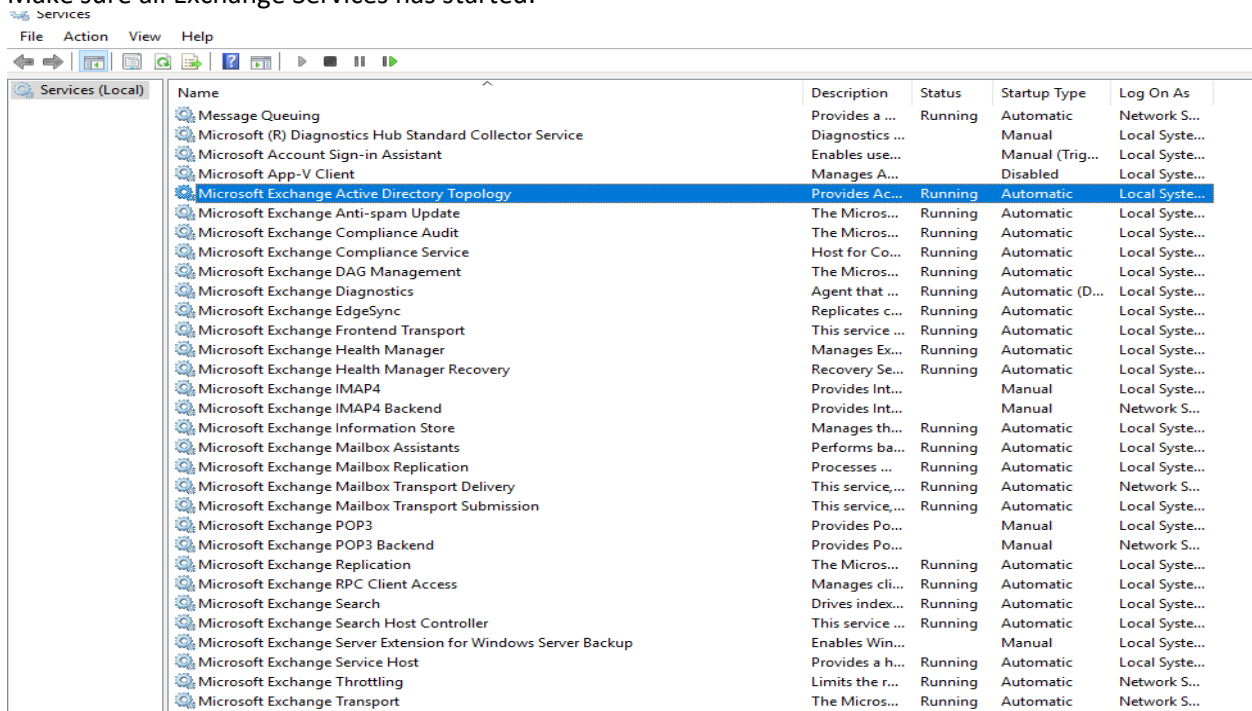
Exchange

finish

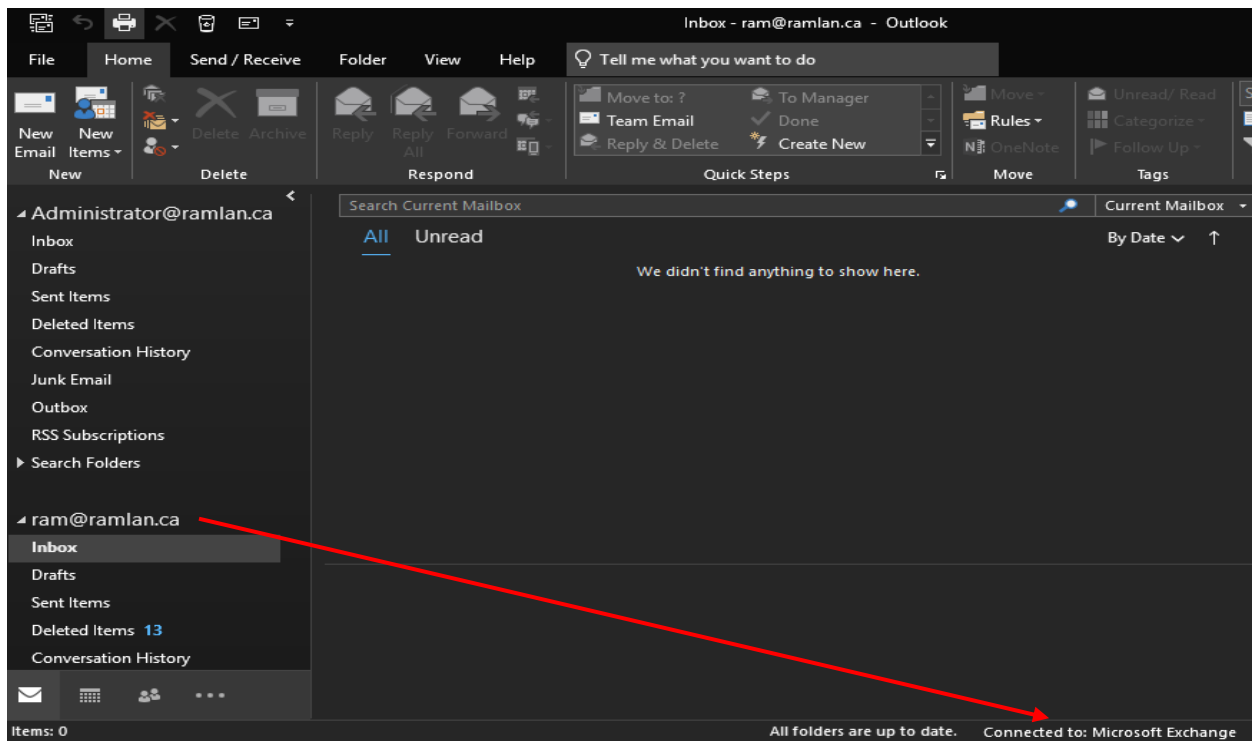
```
Machine: EX2019.RAMLAN.CA
[PS] C:\ProgramData\Microsoft\Windows\Start Menu\Programs\Microsoft Exchange Server 2019>Get-ExchangeServer | Format-List Name, Edition, AdminDisplayVersion
Name           : EX2019
Edition        : Enterprise
AdminDisplayVersion : Version 15.2 (Build 464.5)

[PS] C:\ProgramData\Microsoft\Windows\Start Menu\Programs\Microsoft Exchange Server 2019>Get-Exchangeserver |ft name,adminDisplay*
Name      AdminDisplayVersion
-----
EX2019   Version 15.2 (Build 464.5)
```

Make sure all Exchange Services has started.



Name	Description	Status	Startup Type	Log On As
Message Queuing	Provides a ...	Running	Automatic	Network S...
Microsoft (R) Diagnostics Hub Standard Collector Service	Diagnostics ...	Running	Manual	Local Syste...
Microsoft Account Sign-in Assistant	Enables use...	Running	Manual (Trig...	Local Syste...
Microsoft App-V Client	Manages A...	Running	Disabled	Local Syste...
Microsoft Exchange Active Directory Topology	Provides AC...	Running	Automatic	Local Syste...
Microsoft Exchange Anti-spam Update	The Micros...	Running	Automatic	Local Syste...
Microsoft Exchange Compliance Audit	The Micros...	Running	Automatic	Local Syste...
Microsoft Exchange Compliance Service	Host for Co...	Running	Automatic	Local Syste...
Microsoft Exchange DAG Management	The Micros...	Running	Automatic	Local Syste...
Microsoft Exchange Diagnostics	Agent that ...	Running	Automatic (D...	Local Syste...
Microsoft Exchange EdgeSync	Replicates c...	Running	Automatic	Local Syste...
Microsoft Exchange Frontend Transport	This service ...	Running	Automatic	Local Syste...
Microsoft Exchange Health Manager	Manages Ex...	Running	Automatic	Local Syste...
Microsoft Exchange Health Manager Recovery	Recovery Se...	Running	Automatic	Local Syste...
Microsoft Exchange IMAP4	Provides Int...	Running	Manual	Local Syste...
Microsoft Exchange IMAP4 Backend	Provides Int...	Running	Manual	Network S...
Microsoft Exchange Information Store	Manages th...	Running	Automatic	Local Syste...
Microsoft Exchange Mailbox Assistants	Performs ba...	Running	Automatic	Local Syste...
Microsoft Exchange Mailbox Replication	Processes ...	Running	Automatic	Local Syste...
Microsoft Exchange Mailbox Transport Delivery	This service...	Running	Automatic	Network S...
Microsoft Exchange Mailbox Transport Submission	This service...	Running	Automatic	Local Syste...
Microsoft Exchange POP3	Provides Po...	Running	Manual	Local Syste...
Microsoft Exchange POP3 Backend	Provides Po...	Running	Manual	Network S...
Microsoft Exchange Replication	The Micros...	Running	Automatic	Local Syste...
Microsoft Exchange RPC Client Access	Manages cli...	Running	Automatic	Local Syste...
Microsoft Exchange Search	Drives index...	Running	Automatic	Local Syste...
Microsoft Exchange Search Host Controller	This service ...	Running	Automatic	Local Syste...
Microsoft Exchange Server Extension for Windows Server Backup	Enables Win...	Running	Manual	Local Syste...
Microsoft Exchange Service Host	Provides a h...	Running	Automatic	Local Syste...
Microsoft Exchange Throttling	Limits the r...	Running	Automatic	Network S...
Microsoft Exchange Transport	The Micros...	Running	Automatic	Network S...



This concludes the upgrade process of Exchange Server 2019 CU3.

Thanks

Ram Lan

22nd Sep 2019