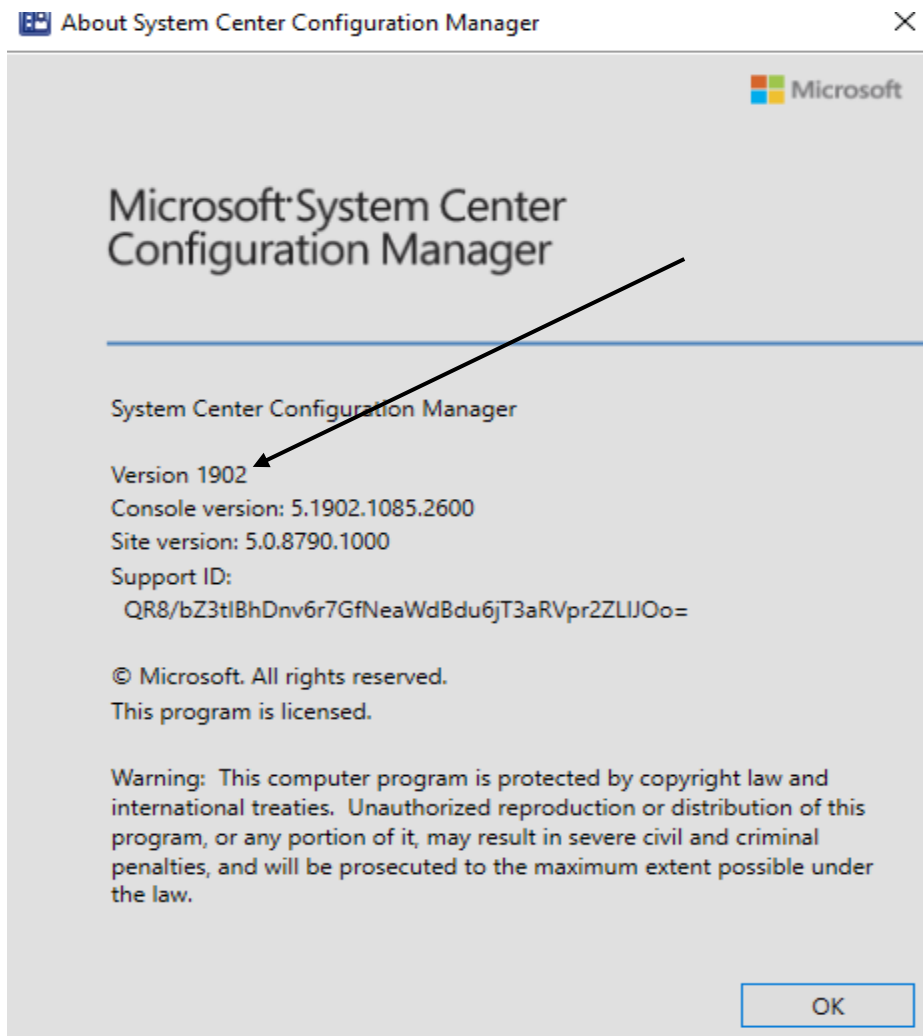


HOW TO UPGRADE CB 1902 TO CB 1906

My lab is running CB1902. Here is the screen shot.



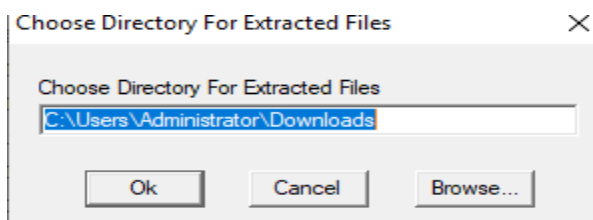
In this exercise, I will show you how to perform the upgrade to CB1906 using the console. I was able to download fast ring script that will fetch the files required to complete the upgrade. Here is the link for the script - <https://docs.microsoft.com/ja-jp/sccm/core/servers/manage/checklist-for-installing-update-1906#early-update-ring>

Early update ring


At this time, version 1906 is released for the early update ring. To install this update, you need to opt-in. The following PowerShell script adds your hierarchy or standalone primary site to the early update ring for version 1906:

[Version 1906 opt-in script](#)


Run EnableEarlyUpdateRing1906.exe to extract the script.



Copy the file to SCCM Server and run it as Admin using PowerShell.

 [enableearlyupdatering1906.ps1](#)

CB > Downloads >

Name	Size
 enableearlyupdatering1906.ps1	16 KB

Administrator: Windows PowerShell

```
PS C:\Users\Administrator\Downloads> .\enableearlyupdatering1906.ps1

cmdlet enableearlyupdatering1906.ps1 at command pipeline position 1
Supply values for the following parameters:
(Type !? for Help.)
SiteServer: CB.RAMLAN.CA
-Message Determine the providers on the siteServer: 'CB.RAMLAN.CA'
-Message SiteCode: 'TOR'
-Message Provider Machine Name: 'CB.RAMLAN.CA'

Path           : \\CB.RAMLAN.CA\root\SMS\site_TOR\SMS_SCI_Component.FileType=2,ItemName="SMS_DMP_DOWNLOADER|SMS Dmp
Connector",Item
RelativePath    : SMS_SCI_Component.FileType=2,ItemName="SMS_DMP_DOWNLOADER|SMS Dmp
Connector",Item
Server         : CB.RAMLAN.CA
NamespacePath  : root\SMS\site_TOR
ClassName      : SMS_SCI_Component
IsClass        : False
IsInstance     : True
IsSingleton    : False

The command(s) completed successfully
```

Administration > Overview > Updates and Servicing >

Administration > Updates and Servicing 3 items

Name	Date Released	State	Prereq
Configuration Manager 1906	23-Jul-2019 12:00 AM	Available to download	No

Updates and Servicing 3 items

Name	Date Released
Configuration Manager 1906	23-Jul-2019 12:00
Configuration Manager 1902 H	
Configuration Manager 1902	

- Install Update Pack
- Run prerequisite check
- Retry installation
- Ignore prerequisite warnings
- Promote Pre-production Client
- Download**

Configuration Manager



Checking for updates. You can click Refresh to update the console to display recently downloaded updates. You can view information about the sync process in the Updates and Servicing Status node in the Monitoring workspace, or view the Dmpdownloader.log

OK

Home

History Check for updates Refresh Saved Searches Install Update Pack Run prerequisite check Retry installation Ignore prerequisite warnings Promote Pre-production Client Download

Configuration Manager Updates Wizard



General

General

Features

Client Update Options

License Terms

Summary

Progress

Completion

Configuration Manager 1906

This wizard helps you configure and install this update.

[Learn more.](#)

This version includes:

Configuration Manager site server updates
Configuration Manager console updates
Configuration Manager client updates
Fixes for known issues
New features

Prerequisite warnings:

☒ Ignore any prerequisite check warnings and install this update regardless of missing requirements.

[Privacy Statement](#)

< Previous

Next >

Summary

Cancel



Features

General

Features

Client Update Options

License Terms

Summary

Progress

Completion

Features included in update pack

This update pack includes the following features. Select the features you want to enable now. Features you don't enable now can be enabled later from the Updates and Servicing node of the Configuration Manager console.

- ☒ Task Sequence Debugger
- ☒ Azure Active Directory user group discovery
- ☒ Application Groups
- ☒ Synchronize collection membership results to Azure Active Directory groups
- ☒ VPN for Windows 10
- ☒ Conditional access for managed PCs
- ☒ Client Peer Cache
- ☒ PFX Create
- ☒ Approve application requests for users per device
- ☒ Create and run scripts

Description:

You can now enable the synchronization of collection memberships to an Azure Active Directory (Azure AD) group.

< Previous

Next >

Summary

Cancel



Client Update Options

General

Features

Client Update Options

License Terms

Summary

Progress

Completion

Client Update Settings

This update includes an update for the Configuration Manager client. You can upgrade your clients immediately, or validate this client in a pre-production collection before you upgrade all your Configuration Manager clients.

☒ Upgrade without validating

Overwrites your current Configuration Manager client package with the new client update. All new client installations and client upgrades use this new client update.

☐ Validate in pre-production collection

Validate the client update on members of the pre-production collection while you keep your production client package intact. Later, you can overwrite the production package using Client Update Options in the Updates and Servicing node of the Configuration Manager console.

Pre-production collection:

Browse...

< Previous

Next >

Summary

Cancel



License Terms

General

Features

Client Update Options

License Terms

Summary

Progress

Completion

Review and accept the terms for this update pack

You must accept the License Terms and Privacy Statement to continue installation.

[View the License Terms](#)[View the Privacy Statement](#)

☒ I accept these License Terms and Privacy Statement.

You can add or update your Software Assurance expiration date. This date must be after 01-Oct-2016.

Software Assurance expiration date:

31-Dec-2020 

[Learn more](#)

< Previous

Next >

Summary

Cancel



Summary

General

Features

Client Update Options

License Terms

Summary

Progress

Completion

Confirm the Settings

Details:

Summary of update package installation

Install Update Package Configuration Manager 1906

Prerequisite warnings will be ignored

Turn on the following features:

- Task Sequence Debugger
- Azure Active Directory user group discovery
- Application Groups
- Synchronize collection membership results to Azure Active Directory groups

Test new version of the client in production

Software Assurance expiration date is 2020-12-31.

To change these settings, click Previous. To apply the settings, click Next.

< Previous

Next >

Summary

Cancel



Completion

General

- Features
- Client Update Options
- License Terms
- Summary
- Progress
- Completion**



The Configuration Manager Updates Wizard completed successfully

Details:

Summary of update package installation

- Success: Install Update Package Configuration Manager 1906
- Prerequisite warnings will be ignored
- Turn on the following features:
 - Task Sequence Debugger
 - Azure Active Directory user group discovery
 - Application Groups
 - Synchronize collection membership results to Azure Active Directory groups
- Test new version of the client in production
- Software Assurance expiration date is 2020-12-31.

To exit the wizard, click Close.

< Previous

Next >

Summary

Close

Home

History Check for updates Refresh Saved Searches Install Update Pack prerequisite check Run Retry installation Ignore prerequisite warnings Promote Pre-production Client Download

Updates and Servicing

Administration > Overview > Updates and Servicing >

Administration < Updates and Servicing 3 items

Search

Name	Date Released	State	Prereq Only	Ignore Prereq Warning	Full Version	Client Version	Last Update Time
Configuration Manager 1906	23-Jul-2019 12:00 AM	Installing	No	Yes	5.00.8853.1000	5.00.8853.1006	27-Jul-2019 12:16 AM

Home

History Check for updates Refresh Saved Searches Install Update Pack prerequisite check Run Retry installation Ignore prerequisite warnings Promote Pre-production Client Download

Updates and Servicing

Administration > Overview > Updates and Servicing >

Administration < Updates and Servicing 3 items

Search

Name	Date Released	State	Prereq Only	Ignore Prereq Warning	Full Version	Client Version	Last Update Time
Configuration Manager 1906	23-Jul-2019 12:00 AM	Checking prerequisites	No	Yes	5.00.8853.1000	5.00.8853.1006	27-Jul-2019 12:17 AM

Administration > Overview > Updates and Servicing >

Administration < Updates and Servicing 3 items

Search

Name	Date Released	State	Prereq Only	Ignore Prereq Warning	Full Version	Client Version	Last Update Time
Configuration Manager 1906	23-Jul-2019 12:00 AM	Prerequisite check passed with warnings	No	Yes	5.00.8853.1000	5.00.8853.1006	27-Jul-2019 12:21 AM

Configuration Manager 1906

General Information

Description: New update for Configuration Manager. This update includes new functionality and fixes for known issues.

More Information: <https://go.microsoft.com/fwlink/?LinkId=2057481>

Contents

Configuration Manager site server updates
 Configuration Manager console updates
 Configuration Manager client updates
 Fixes for known issues
 New features

Related Objects

Show Status

Home

Saved Searches Show Status Retry installation Ignore prerequisite warnings Site Servicing Install

Monitoring > Updates and Servicing Status > Configuration Manager 1906

Monitoring < Configuration Manager 1906 1 items

Search

Icon	Update Package Name	Site Server Name	Site Code	Type	Status	Last Update Time
⚠	Configuration Manager 1906	CB.RAMLAN.CA	TOR	Primary site	Prerequisite check passed with warning	27-Jul-2019 12:21 AM

Home Close

Saved Searches Search

Show Status Site Servicing

Retry installation

Ignore prerequisite warnings Install

A new version of the console is available (5.1906.1096.1500). Working in the old console (5.1902.1085.2600) might corrupt data. [Install the new console version](#)

Monitoring Overview Updates and Servicing Status Configuration Manager 1906

Configuration Manager 1906 1 items

Icon	Update Package Name	Site Server Name	Site Code	Type
	Configuration Manager 1906	CB.RAMLAN.CA	TOR	Primary site

Configuration Manager

Downloading files...

System Center Configuration Manager Console

Please wait while Windows configures System Center Configuration Manager Console

Close Cancel

About System Center Configuration Manager

Microsoft

Microsoft System Center Configuration Manager

System Center Configuration Manager

Version 1906

Console version: 5.1906.1096.1500

Site version: 5.0.8853.1000

© Microsoft. All rights reserved.
This program is licensed.

Warning: This computer program is protected by copyright law and international treaties. Unauthorized reproduction or distribution of this program, or any portion of it, may result in severe civil and criminal penalties, and will be prosecuted to the maximum extent possible under the law.

OK

Administration > Overview > Updates and Servicing >								
Administration		Updates and Servicing 1 items						
Overview		Search						
Updates and Servicing		Name	Date Released	State	Prereq Only	Ignore Prereq Warning	Full Version	Client Version
Features		Configuration Manager 1906	23-Jul-2019 12:00 AM	Installed	No	Yes	5.00.8853.1000	5.00.8853.1006
		Last Update Time						
		27-Jul-2019 12:47 AM						

Update Pack Installation Status

Detailed status for the Configuration Manager 1906 installation on the site TOR:

Refresh

[View Post-Setup Configuration tasks](#)

Name	Status	Last Update Time
✓ Download	Completed	27-Jul-2019 12:13:56 AM
✓ Replication	Completed	27-Jul-2019 12:20:26 AM
⚠ Prerequisite Check	Completed with ...	27-Jul-2019 12:21:13 AM
✓ Installation	Completed	27-Jul-2019 12:47:00 AM
✓ Post Installation	Completed	27-Jul-2019 8:01:39 AM

Name	Status	Last Update Time	Description
✓ Installing SMS_EXECUTIVE service	Completed	27-Jul-2019 1:03:22 AM	Installing SMS_EXECUTIVE service
✓ Installing SMS_DATABASE_NOTIFICATION_MONITO...	Completed	27-Jul-2019 1:03:27 AM	Installing SMS_DATABASE_NOTIFICATION_MONITO...
✓ Installing SMS_HIERARCHY_MANAGER component	Completed	27-Jul-2019 1:03:27 AM	Installing SMS_HIERARCHY_MANAGER component
✓ Installing SMS_REPLICATION_CONFIGURATION_MO...	Completed	27-Jul-2019 1:03:28 AM	Installing SMS_REPLICATION_CONFIGURATION_MO...
✓ Monitoring replication initialization	Completed	27-Jul-2019 1:03:29 AM	Monitoring database replication
✓ Updating Configuration Manager Client Preproduction Pa...	Completed	27-Jul-2019 12:53:08 AM	Updating StagingClientPreproductionPackage
✓ Updating Client folder on Site Server	Completed	27-Jul-2019 12:53:28 AM	Updating Client folder on Site Server
✓ Updating Configuration Manager Client Package	Completed	27-Jul-2019 12:53:28 AM	Updating Client folder on Site Server
✓ Turning on Features	Completed	27-Jul-2019 8:01:39 AM	Turning on Features. Features are now available.

Description:

[Completed]:Installing SMS_EXECUTIVE service on Site Server. Check sitecomp.log for details.

OK

Cancel

Complete update distribution points for all boot images (x64 and x86)

The screenshot shows the Windows Deployment Toolkit (WDT) interface. The top ribbon includes tabs for Home, Folder, and Boot Images. The 'Boot Images' tab is active, showing a list of boot images. An arrow points to the 'Update Distribution Points' button in the ribbon. Below the ribbon, the 'Software Library' pane shows the 'Boot Images' folder. The main pane displays a table of boot images:

Icon	Name	Version	Comment	Image ID	OS Version	Client Version
	Boot image (x64)	10.0.18362.1	This boot ima...	TOR00005	10.0.18362.1	5.00.8790.1025

Below the table, the 'Update Distribution Points Wizard' is open, showing the 'General' tab. The wizard title is 'Update Distribution Points Wizard'. The 'General' tab has a sidebar with 'General', 'Summary', 'Progress', and 'Completion'. The main content area of the 'General' tab contains the following text:

Update distribution points with this boot image

This wizard updates distribution points with the selected boot image by using the latest Configuration Manager production client components. You can also choose to reload the boot image with the latest version of Windows PE located in the installation directory of the Windows Assessment and Deployment Kit (ADK).

The content of this boot image package will be updated on the Distribution Points where it was previously distributed.

Current Windows ADK version: 10.0.18362.0. Current production client version: 5.00.8853.1006.

☐ Reload this boot image with the current Windows PE version from the Windows ADK

Boot Image: "Boot image (x64)"

Below the text, there is a table showing the details of the boot image:

Version	Comment	OS Version	Client Version	Package ID
10.0.18362.1	This boot image is create...	10.0.18362.1	5.00.8790.1025	TOR00005

At the bottom of the wizard, there are four buttons: '< Previous', 'Next >', 'Summary', and 'Cancel'. The 'Next >' button is highlighted.



General

General

Summary

Progress

Completion

Update distribution points with this boot image

This wizard updates distribution points with the selected boot image by using the latest Configuration Manager production client components. You can also choose to reload the boot image with the latest version of Windows PE located in the installation directory of the Windows Assessment and Deployment Kit (ADK).

The content of this boot image package will be updated on the Distribution Points where it was previously distributed.

Current Windows ADK version: 10.0.18362.0. Current production client version: 5.00.8853.1006.

☒ Reload this boot image with the current Windows PE version from the Windows ADK

Boot Image: "Boot image (x64)"

Version	Comment	OS Version	Client Version	Package ID
10.0.18362.1	This boot image is create...	10.0.18362.1	5.00.8790.1025	TOR00005

< Previous

Next >

Summary

Cancel



Summary

General

Summary

Progress

Completion

Details:

- Update boot image:
- Microsoft Windows PE (x64)
- Windows ADK reload actions:
- Reload using Windows PE from the ADK version 10.0.18362.0
- Update actions:
- Add ConfigMgr binaries using Production Client version 5.00.8853.1006
 - Add custom background
 - Set scratch space
 - Disable Windows PE command line support
 - Add drivers
- Boot image will include these drivers after update:
- Realtek USB FE Family Controller
 - Realtek USB FE Family Controller
 - Intel(R) Ethernet Connection I217-LM
- Optional components:
- Microsoft .NET (WinPE-NetFx)
 - Windows PowerShell (WinPE-PowerShell)
 - Scripting (WinPE-Scripting)
 - Startup (WinPE-SecureStartup)
 - Network (WinPE-WDS-Tools)
 - Scripting (WinPE-WMI)

To perform the actions, click Next.

< Previous

Next >

Summary

Cancel

Update Distribution Points Wizard



Completion

General

Summary

Progress

Completion



The Update Distribution Points Wizard completed successfully

Details:

- ✓ Success: Update boot image:
 - Microsoft Windows PE (x64)
- ✓ Success: Windows ADK reload actions:
 - Reload using Windows PE from the ADK version 10.0.18362.0
- ✓ Success: Update actions:
 - Add ConfigMgr binaries using Production Client version 5.00.8853.1006
 - Add custom background
 - Set scratch space
 - Disable Windows PE command line support
 - Add drivers
- ✓ Success: Boot image will include these drivers after update:
 - Realtek USB FE Family Controller
 - Realtek USB FE Family Controller
 - Intel(R) Ethernet Connection I217-LM

To exit the wizard, click Close.

< Previous

Next >

Summary

Close

Home Folder

Create Boot Image using MDT Boot Images Add Boot Image Create Saved Searches Search Refresh Delete Distribute Content Update Distribution Points Deployment Create Prestaged Content File Manage Access Accounts Move Move Set Security Scopes Classify Properties Properties

Software Library > Overview > Operating Systems > Boot Images

Boot Images 3 items

Icon	Name	Version	Comment	Image ID	OS Version	Client Version
	Boot image (x64)	10.0.18362.1	This boot ima...	TOR00005	10.0.18362.1	5.00.8853.1006
	Boot image (x86)	10.0.18362.1	This boot ima...	TOR00002	10.0.18362.1	5.00.8853.1006

Now we have to update all the clients within the network.

Home

Add Site System Roles Create Site System Server Hierarchy Settings Sites Saved Searches Search Add Site System Roles Create Site System Server Create Site System Server Retry Secondary Site Show Install Status Recover Secondary Site Refresh Upgrade Delete Manage Content Library


Administration > Overview > Site Configuration > Sites

Sites 1 items

Icon	Name	Type	Server Name	State	Site Code
	TOR - Toronto Headqua...	Primary site	CB.RAMLAN.CA	Site Active	TOR

Hierarchy Settings Properties [X]

General Licensing Diagnostic and Usage Data Client Approval and Conflicting Records Authentication **Client Upgrade**

 Configure settings that control how clients automatically upgrade.

Production client version: 5.00.8853.1006
 Last modified: 27-Jul-2019 12:53:28 AM

☒ Upgrade all clients in the hierarchy using production client
☐ Do not upgrade servers

Automatically upgrade clients within days:

Pre-production client version: 5.00.8853.1006
 Last modified: 27-Jul-2019 12:53:08 AM

☐ Upgrade all clients in the pre-production collection automatically using pre-production client

Pre-production collection :


You can promote the pre-production client from Monitoring > Client Status > Pre-production Client Deployment.

☐ Exclude specified clients from upgrade

Exclusion collection :

These clients will not be upgraded via any method such as automatic upgrade or software update-based upgrade.

Client deployment status can be monitored in console and using reports.

 Applied to Windows operating systems only. You can download clients for additional operating systems from the [Microsoft Download Center](#).

☒ Automatically distribute client installation package to distribution points that are enabled for prestaged content

You can use below query to find out devices without the latest SCCM client version 5.00.8853.1006.

select














SMS_R_SYSTEM.ResourceID,SMS_R_SYSTEM.ResourceType,SMS_R_SYSTEM.Name,SMS_R_SYSTEM.SMS
 UniqueIdentifier,SMS_R_SYSTEM.ResourceDomainORWorkgroup,SMS_R_SYSTEM.Client from
 SMS_R_System where SMS_R_System.ClientVersion != '5.00.8853.1006'

Assets and Compliance > Overview > Devices

Assets and Compliance

- Overview
- Users
- Devices**
- User Collections
- Device Collections
- User State Migration
- Asset Intelligence
- Software Metering
- Compliance Settings
- Endpoint Protection
- All Corporate-owned Devices

Devices 13 items

Icon	Name	Client	Primary User(s)	Currently Logged on User	Site Code	Client Activity	Client Version
	192.168.0.1	No					
	CB	Yes		RAMLAN\Administrator	TOR	Active	5.00.8853.1006
	DC	Yes		RAMLAN\Administrator	TOR	Active	5.00.8853.1006
	EX2019	Yes		RAMLAN\Administrator	TOR	Active	5.00.8853.1006
	OFFICESERVER	Yes		RAMLAN\Administrator	TOR	Active	5.00.8853.1006
	OM	Yes		RAMLAN\Administrator	TOR	Active	5.00.8853.1006
	SFB	Yes		RAMLAN\Administrator	TOR	Active	5.00.8853.1006
	TESTV1809	No		RAMLAN\devon			5.00.8790.1007
	WIN10	Yes		RAMLAN\ram	TOR	Active	5.00.8790.1025
	WIN7	Yes		RAMLAN\exadmin	TOR	Active	5.00.8790.1025
	WIN8	Yes		RAMLAN\ramlan	TOR	Active	5.00.8853.1006
	x64 Unknown Computer...	No			TOR		
	x86 Unknown Computer...	No			TOR		

NEW FEATURES ON CB 1906

Below are the new features. I will write detailed blog later on each feature with screen shot.

SITE INFRASTRUCTURE

- ✓ Site server maintenance task improvements
- ✓ Configuration Manager update database upgrade monitoring
- ✓ Management insights rule for NTLM fallback
- ✓ Improvements to support SQL Always On

CLOUD MANAGEMENT

- ✓ Azure Active Directory user group discovery
- ✓ Synchronize collection membership results to Azure Active Directory groups

DESKTOP ANALYTICS

- ✓ Readiness insights for desktop apps
- ✓ DALogs Collector Tool

REAL TIME MANAGEMENT

- ✓ CMPivot standalone
- ✓ Added permissions to the Security Administrator role

CONTENT MANAGEMENT

- ✓ Delivery Optimization download data in client data sources dashboard
- ✓ Use your distribution point as an in-network cache server for Delivery Optimization

CLIENT MANAGEMENT

- ✓ Support for Windows Virtual Desktop
- ✓ Support Center OneTrace (Preview)
- ✓ Client cache minimum retention period

CO-MANAGEMENT

- ✓ Improvements to co-management auto-enrollment
- ✓ Multiple pilot groups for co-management workloads
- ✓ Co Management for Government Cloud

APPLICATION MANAGEMENT

- ✓ Filter applications deployed to devices
- ✓ Application groups
- ✓ Retry the install of pre-approved applications
- ✓ Install an application for a device
- ✓ Improvements to app approvals

OS DEPLOYMENTS

- ✓ Task sequence debugger
- ✓ Clear app content from client cache during task sequence
- ✓ Reclaim SEDO lock for task sequences
- ✓ Pre-cache driver packages and OS images
- ✓ Improvements to OS deployment

SOFTWARE CENTER

- ✓ Improvements to Software Center tab customization
- ✓ Redesigned notification for newly available software
- ✓ More frequent countdown notification for restarts
- ✓ Direct link to custom tabs in Software Center

SOFTWARE UPDATES

- ✓ Additional options for WSUS maintenance
- ✓ Configure default maximum run time for software updates
- ✓ Configure dynamic update during feature updates
- ✓ New Windows 10 version 1903 and later product category
- ✓ Drill through required updates

OFFICE MANAGEMENT

- ✓ Office 365 ProPlus upgrade readiness dashboard

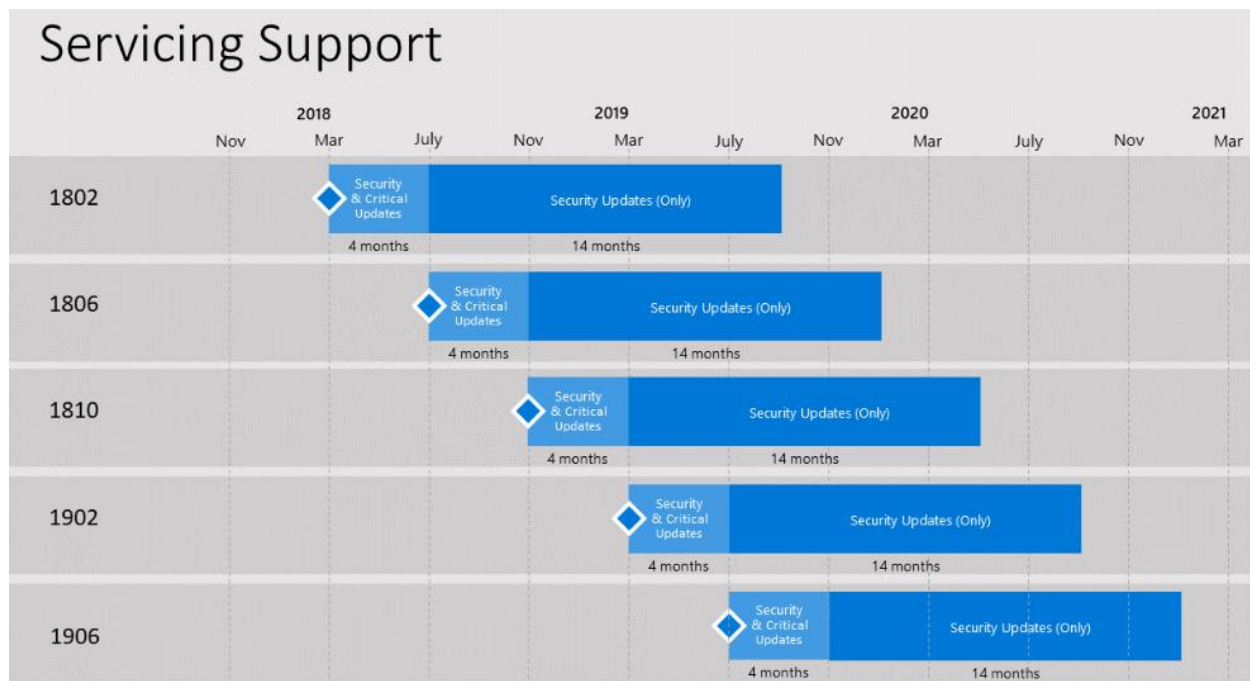
PROTECTION

- ✓ Windows Defender Application Guard file trust criteria

CONFIGURATION MANAGER CONSOLE

- ✓ Improvement to Asset Intelligence
- ✓ Role based access for folders
- ✓ Administration service support for security nodes
- ✓ Collections tab in devices node
- ✓ Task sequences tab in applications node
- ✓ Show collection name for scripts
- ✓ Multiselect and delete packages
- ✓ Order by program name in task sequence
- ✓ Correct names for client operations

CB SUPPORT GRAPH:



Thanks

Ram Lan
27th Jul 2019