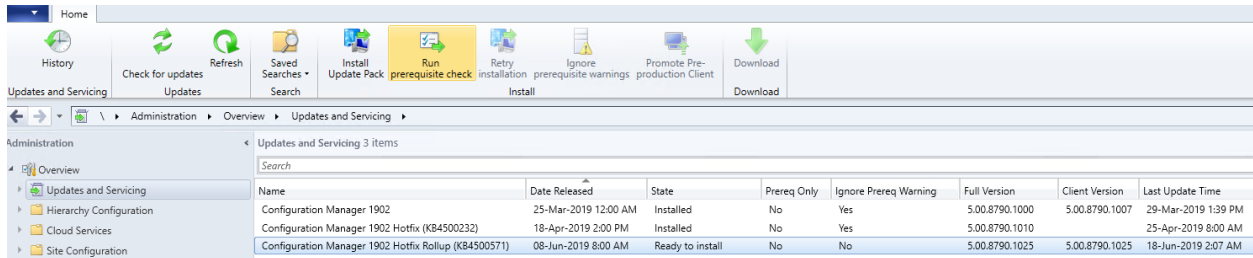


# How to install KB45000571 on Current Branch 1902

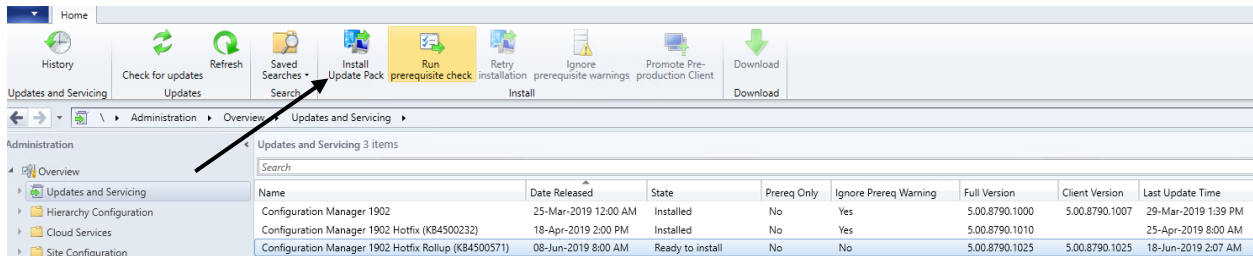
In this exercise, I will walk you through the process of installing above KB on Current Branch 1902. This is my home lab so, I will take the risk of installing without testing. In production it is not advisable.

Open the console and go to Administration – Updates and Servicing

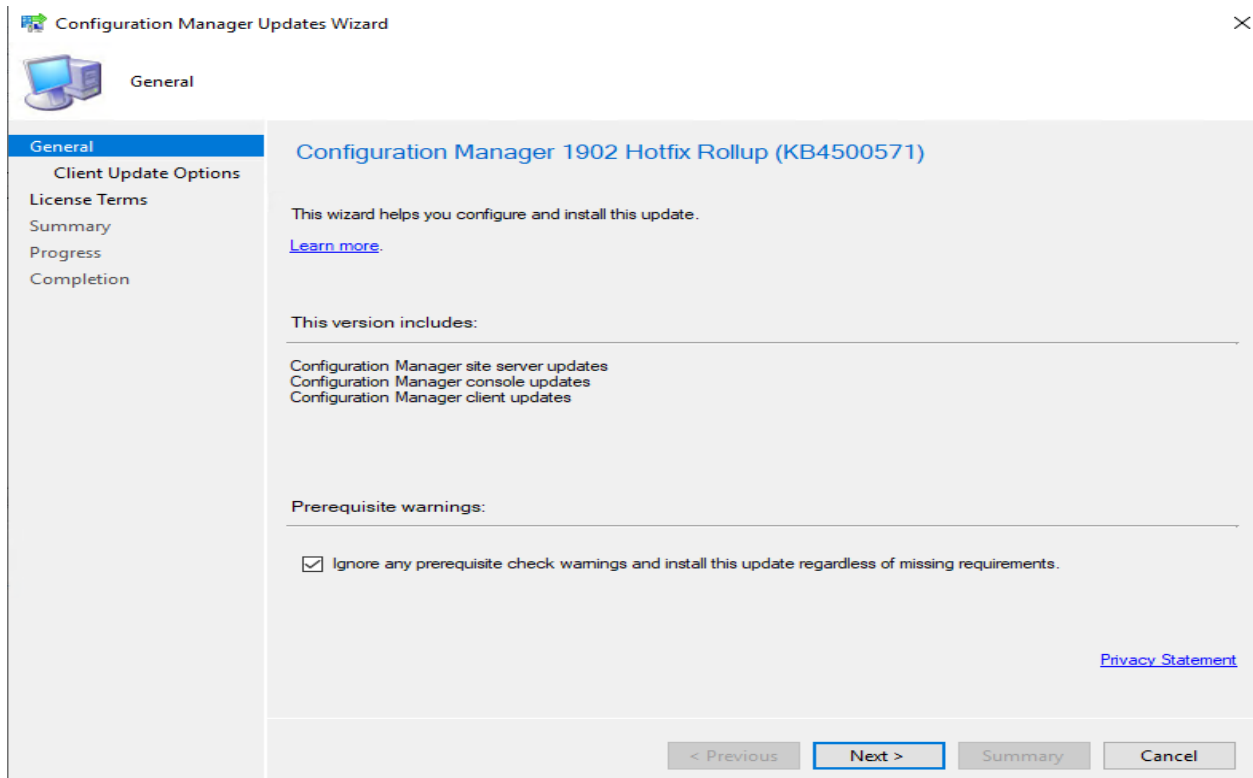


Name	Date Released	State	Prereq Only	Ignore Prereq Warning	Full Version	Client Version	Last Update Time
Configuration Manager 1902	25-Mar-2019 12:00 AM	Installed	No	Yes	5.00.8790.1000	5.00.8790.1007	29-Mar-2019 1:39 PM
Configuration Manager 1902 Hotfix (KB4500232)	18-Apr-2019 2:00 PM	Installed	No	Yes	5.00.8790.1010		25-Apr-2019 8:00 AM
Configuration Manager 1902 Hotfix Rollup (KB4500571)	08-Jun-2019 8:00 AM	Ready to install	No	No	5.00.8790.1025	5.00.8790.1025	18-Jun-2019 2:07 AM

Here you can KB is already downloaded and ready for install. If you see a message to download just right click and download. After that click Install Update Pack.



Name	Date Released	State	Prereq Only	Ignore Prereq Warning	Full Version	Client Version	Last Update Time
Configuration Manager 1902	25-Mar-2019 12:00 AM	Installed	No	Yes	5.00.8790.1000	5.00.8790.1007	29-Mar-2019 1:39 PM
Configuration Manager 1902 Hotfix (KB4500232)	18-Apr-2019 2:00 PM	Installed	No	Yes	5.00.8790.1010		25-Apr-2019 8:00 AM
Configuration Manager 1902 Hotfix Rollup (KB4500571)	08-Jun-2019 8:00 AM	Ready to install	No	No	5.00.8790.1025	5.00.8790.1025	18-Jun-2019 2:07 AM



**Configuration Manager Updates Wizard**

**General**

**Client Update Options**

**License Terms**

**Summary**

**Progress**

**Completion**

**Configuration Manager 1902 Hotfix Rollup (KB4500571)**

This wizard helps you configure and install this update.  
[Learn more.](#)

This version includes:

- Configuration Manager site server updates
- Configuration Manager console updates
- Configuration Manager client updates


Prerequisite warnings:


☒ Ignore any prerequisite check warnings and install this update regardless of missing requirements.

[Privacy Statement](#)

< Previous   **Next >**   Summary   Cancel

In production you want to test the client before upgrading. In my case it is lab so no problem.

 Configuration Manager Updates Wizard

 Client Update Options

General

Client Update Options

License Terms

Summary

Progress

Completion

### Client Update Settings

This update includes an update for the Configuration Manager client. You can upgrade your clients immediately, or validate this client in a pre-production collection before you upgrade all your Configuration Manager clients.

☒ Upgrade without validating

Overwrites your current Configuration Manager client package with the new client update. All new client installations and client upgrades use this new client update.

☐ Validate in pre-production collection

Validate the client update on members of the pre-production collection while you keep your production client package intact. Later, you can overwrite the production package using Client Update Options in the Updates and Servicing node of the Configuration Manager console.

Pre-production collection:


Browse...


< Previous

Next >

Summary

Cancel

 Configuration Manager Updates Wizard

 License Terms

General

Client Update Options

License Terms

Summary

Progress

Completion

### Review and accept the terms for this update pack

You must accept the License Terms and Privacy Statement to continue installation.

[View the License Terms](#)

[View the Privacy Statement](#)

☒ I accept these License Terms and Privacy Statement.

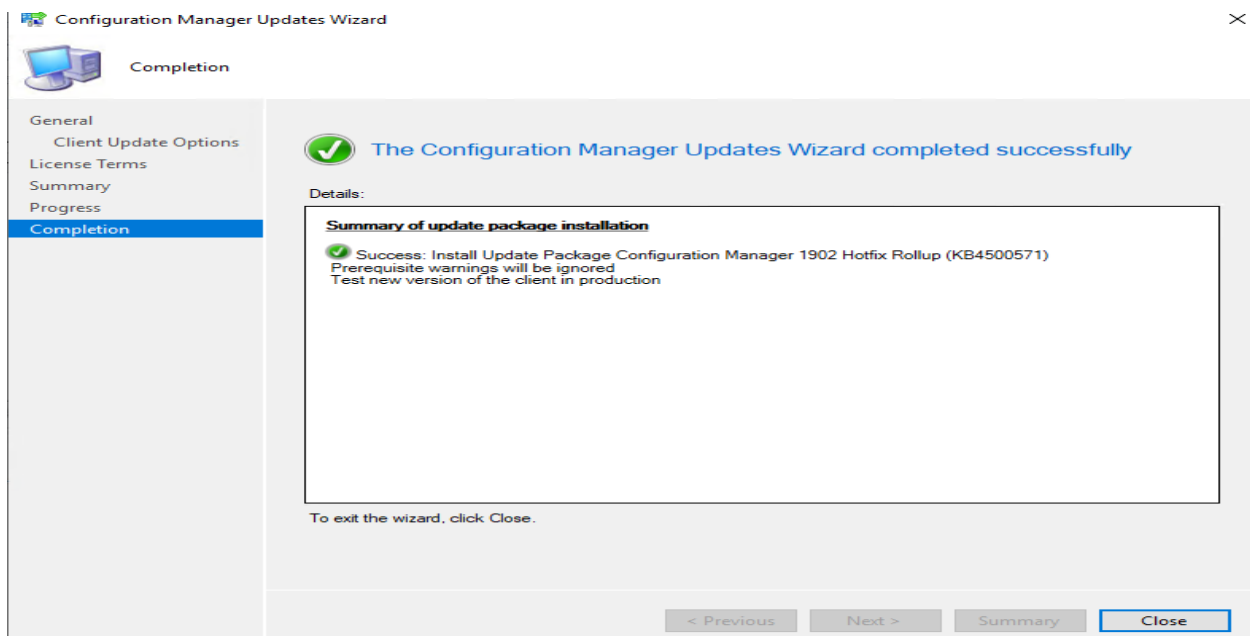
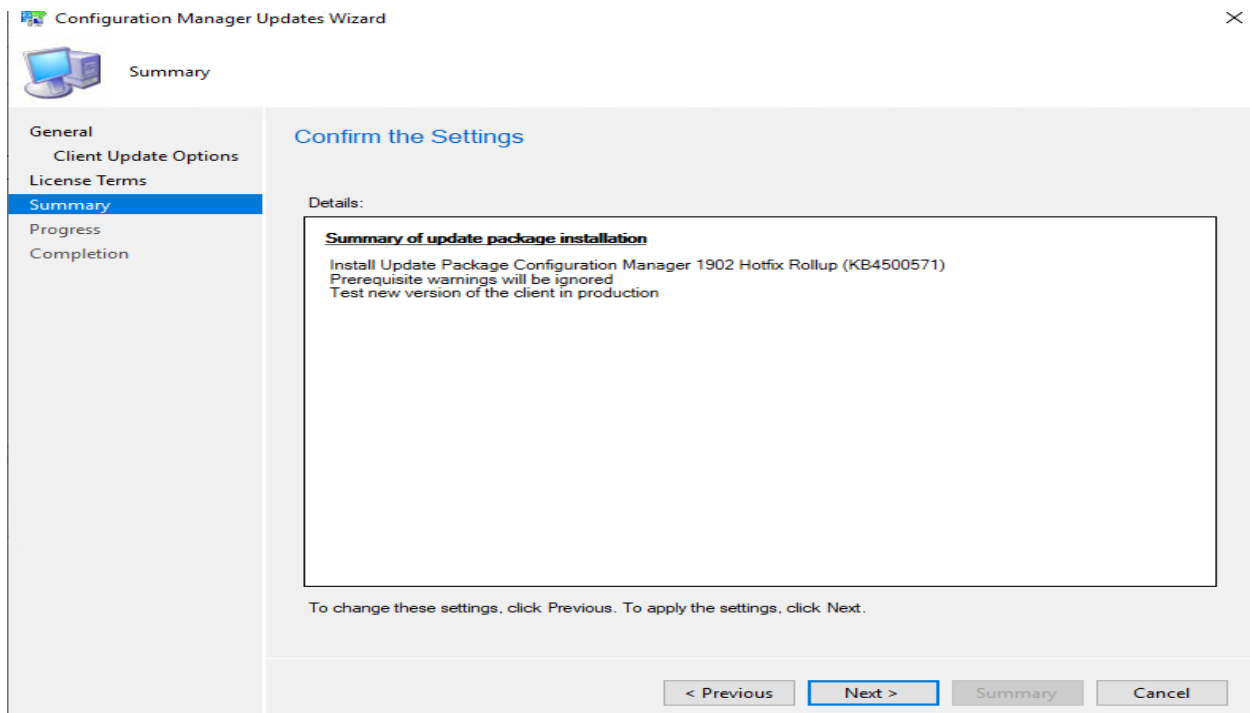
[Learn more](#)

< Previous

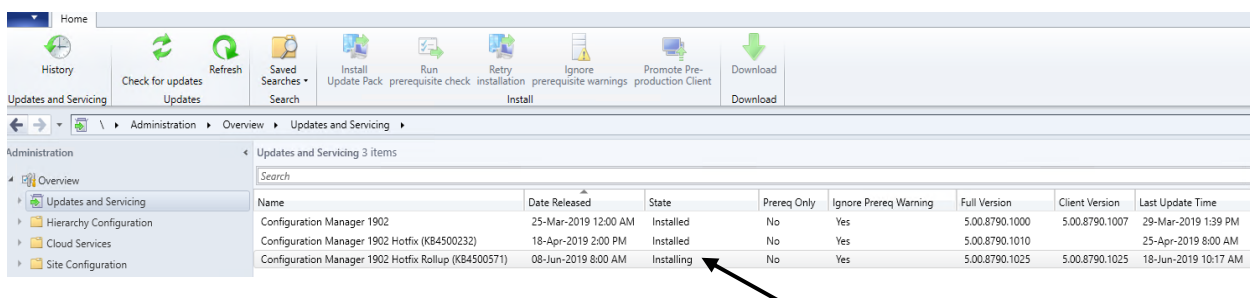
Next >

Summary

Cancel



The install process has started.



You can monitor install process from here (Show Status)

Administration > Updates and Servicing > Overview > Updates and Servicing

Name	Date Released	State	Prereq Only	Ignore Prereq Warning	Full Version	Client Version	Last Update Time	Description
Configuration Manager 1902	25-Mar-2019 12:00 AM	Installed	No	Yes	5.00.8790.1000	5.00.8790.1007	29-Mar-2019 1:39 PM	New update for Confi
Configuration Manager 1902 Hotfix (KB4500232)	18-Apr-2019 2:00 PM	Installed	No	Yes	5.00.8790.1010	5.00.8790.1010	25-Apr-2019 8:00 AM	Fixes issues explained
Configuration Manager 1902 Hotfix Rollup (KB4500571)	08-Jun-2019 8:00 AM	Installing	No	Yes	5.00.8790.1025	5.00.8790.1025	18-Jun-2019 10:17 AM	Fixes issues explained

**Configuration Manager 1902 Hotfix Rollup (KB4500571)**

General Information

Description: Fixes issues explained in KB4500571  
 More Information: <https://support.microsoft.com/help/4500571>

Contents

Configuration Manager site server updates  
 Configuration Manager console updates  
 Configuration Manager client updates

[Show Status](#)

Home > Close

Monitoring > Overview > Updates and Servicing Status > Configuration Manager 1902 Hotfix Rollup (KB4500571)

Configuration Manager 1902 Hotfix Rollup (KB4500571) 1 items

Icon	Update Package Name	Site Server Name	Site Code	Type	Status	Last Update Time	Package Guid
	Configuration Manager 1...	CB.RAMLAN.CA	TOR	Primary site	Installing	18-Jun-2019 10:19...	2E8A1D09-3F74-48E...

When the install is complete you will see this message

Home > Close

Monitoring > Overview > Updates and Servicing Status > Configuration Manager 1902 Hotfix Rollup (KB4500571)

Configuration Manager 1902 Hotfix Rollup (KB4500571) 1 items

Icon	Update Package Name	Site Server Name	Site Code	Type	Status	Last Update Time	Package Guid
	Configuration Manager 1...	CB.RAMLAN.CA	TOR	Primary site	Installing	18-Jun-2019 10:19...	2E8A1D09-3F74-48E...

A new version of the console is available (5.1902.1085.2600). Working in the old console (5.1902.1085.1600) might corrupt data. [Install the new console version](#)

Click to install new console

System Center Configuration Manager Console

Please wait while Windows configures System Center Configuration Manager Console

Time remaining: 1 seconds

[Cancel](#)

Home

History Check for updates Refresh Saved Searches Install Update Pack Run prerequisite check Retry installation Ignore prerequisite warnings Promote Pre-production Client Download

Updates and Servicing

Administration Overview Updates and Servicing

Search

Name	Date Released	State	Prereq Only	Ignore Prereq Warning	Full Version	Client Version	Last Update Time
Configuration Manager 1902	25-Mar-2019 12:00 AM	Installed	No	Yes	5.00.8790.1000	5.00.8790.1007	29-Mar-2019 1:39 PM
Configuration Manager 1902 Hotfix Rollup (KB4500571)	08-Jun-2019 8:00 AM	Installed	No	Yes	5.00.8790.1025	5.00.8790.1025	18-Jun-2019 10:22 AM

Update Pack Installation Status

Detailed status for the Configuration Manager 1902 Hotfix Rollup (KB4500571) installation on the site TOR:

Refresh

[View Post-Setup Configuration tasks](#)

Name	Status	Last Update Time
Download	Completed	18-Jun-2019 2:07:26 AM
Replication	Completed	18-Jun-2019 10:18:54 AM
Prerequisite Check	Completed with ...	18-Jun-2019 10:19:21 AM
Installation	Completed	18-Jun-2019 10:22:40 AM
Post Installation	Completed	18-Jun-2019 10:40:13 AM

Name	Status	Last Update Time	Description
Installing SMS_EXECUTIVE service	Completed	18-Jun-2019 10:24:13 AM	Installing SMS_EXECUTIVE service
Installing SMS_DATABASE_NOTIFICATION_MONITORED	Completed	18-Jun-2019 10:29:13 AM	Installing SMS_DATABASE_NOTIFICATION_MONITORED
Installing SMS_HIERARCHY_MANAGER component	Completed	18-Jun-2019 10:29:13 AM	Installing SMS_HIERARCHY_MANAGER component
Installing SMS_REPLICATION_CONFIGURATION_MONITORING	Completed	18-Jun-2019 10:40:13 AM	Installing SMS_REPLICATION_CONFIGURATION_MONITORING
Monitoring replication initialization	Completed	18-Jun-2019 10:40:13 AM	Monitoring database replication
Updating Configuration Manager Client Preproduction Package	Completed	18-Jun-2019 10:28:39 AM	Updating StagingClient
Updating Client folder on Site Server	Completed	18-Jun-2019 10:28:50 AM	Updating Client folder on Site Server
Updating Configuration Manager Client Package	Completed	18-Jun-2019 10:28:50 AM	Updating Client folder on Site Server

Description:

[Completed]: Installing SMS\_EXECUTIVE service on Site Server. Check sitecomp.log for details.

OK Cancel

About System Center Configuration Manager

Microsoft

Microsoft System Center Configuration Manager

System Center Configuration Manager

Version 1902

Console version: 5.1902.1085.2600

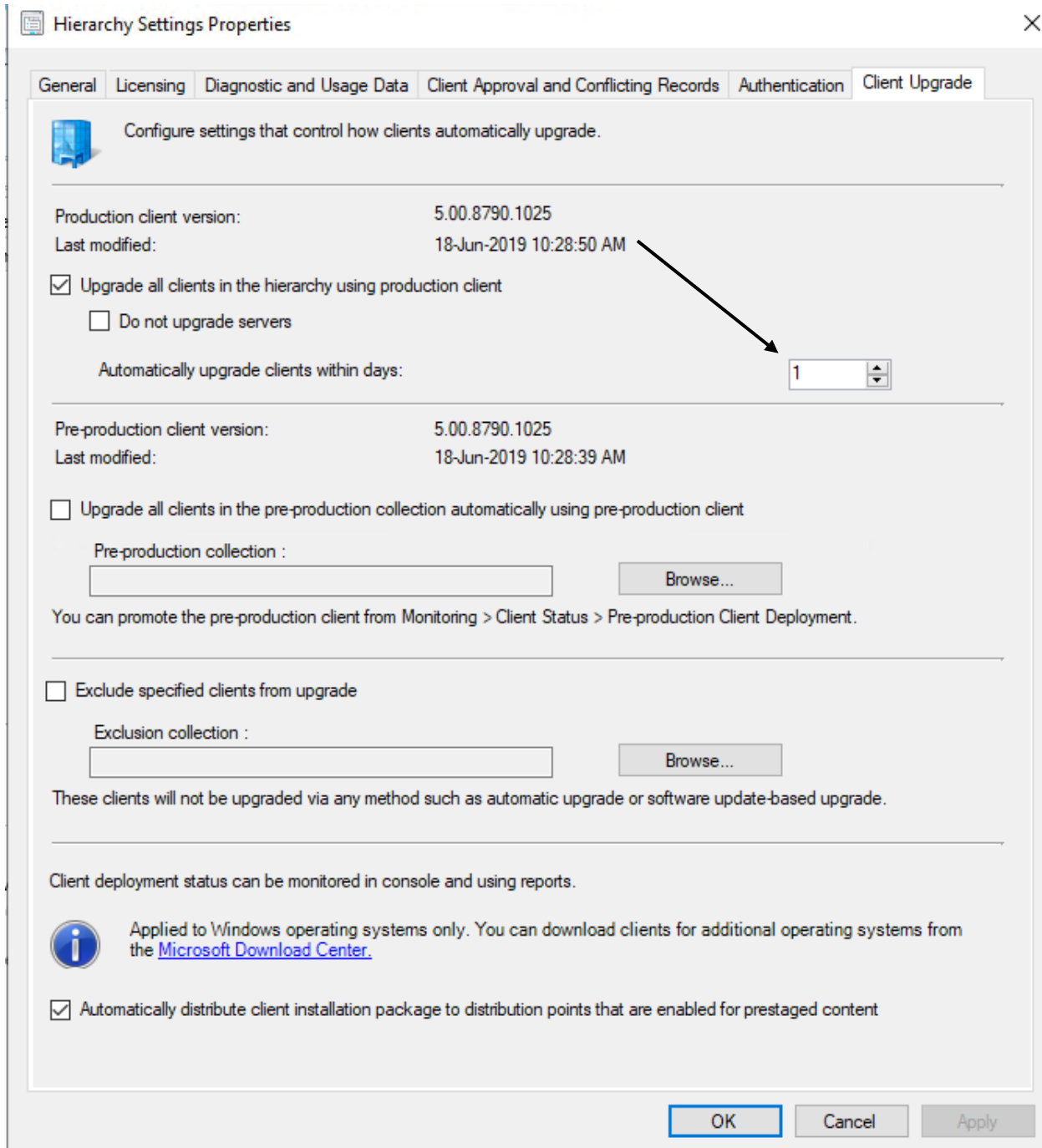
Site version: 5.0.8790.1000

© Microsoft. All rights reserved.  
This program is licensed.

Warning: This computer program is protected by copyright law and international treaties. Unauthorized reproduction or distribution of this program, or any portion of it, may result in severe civil and criminal penalties, and will be prosecuted to the maximum extent possible under the law.

OK

You can upgrade clients on the workstation within a day or set up a time frame for later date.



**Hierarchy Settings Properties**

General | Licensing | Diagnostic and Usage Data | Client Approval and Conflicting Records | Authentication | **Client Upgrade**

Configure settings that control how clients automatically upgrade.

Production client version: 5.00.8790.1025  
Last modified: 18-Jun-2019 10:28:50 AM

☒ Upgrade all clients in the hierarchy using production client  
☐ Do not upgrade servers

Automatically upgrade clients within days: 1

Pre-production client version: 5.00.8790.1025  
Last modified: 18-Jun-2019 10:28:39 AM

☐ Upgrade all clients in the pre-production collection automatically using pre-production client

Pre-production collection :  Browse...


You can promote the pre-production client from Monitoring > Client Status > Pre-production Client Deployment.

☐ Exclude specified clients from upgrade

Exclusion collection :  Browse...

These clients will not be upgraded via any method such as automatic upgrade or software update-based upgrade.

Client deployment status can be monitored in console and using reports.

 Applied to Windows operating systems only. You can download clients for additional operating systems from the [Microsoft Download Center](#).

☒ Automatically distribute client installation package to distribution points that are enabled for prestaged content

OK Cancel Apply

This concludes the process of installing above KB.

Thanks

**Ram Lan**  
**18<sup>th</sup> Jun 2019**