

Upgrade ADK 1903 on Current Branch Server 1902



In this post, I will show you how to upgrade ADK. Currently the lab setup is running ADK 1809 and Windows 10 1809. I will upgrade these to the latest version.

You will have to download latest version of ADK 1903 from Microsoft site. Here is the link

<https://docs.microsoft.com/en-us/windows-hardware/get-started/adk-install>





I have downloaded offline version so, I can use it for future use. Here is the download folder.

> WD1 (\\DC) (Z:) > Trekstor Backup Jul 2017 > SCCM CB Various Version > Windows Kits ADK 1903 > 10 >

Name	Date modified	Type	Size
 ADK	01-May-2019 11:1...	File folder	
 ADKWinPEAddons	01-May-2019 11:1...	File folder	

I have copied above files to Current Branch server for the upgrade.

We have to uninstall ADK 1809 version and restart the server. You can uninstall from Control Panel – Program and Features

 Windows Assessment and Deployment Kit - Windows 10	Microsoft Corporation	06-Jan-2019	813 MB	10.1.17763.1
 Windows Assessment and Deployment Kit Windows Preinstallation Environment Add-ons - Windows 10	Microsoft Corporation	06-Jan-2019	5.72 GB	10.1.17763.1
 Windows Assessment and Deployment Kit - Windows 10	Microsoft Corporation	06-Jan-2019	813 MB	10.1.17763.1
 Windows Assessment and Deployment Kit Windows Preinstallation Environment Add-ons - Windows 10	Microsoft Corporation	06-Jan-2019	5.72 GB	10.1.17763.1

Microsoft Corporation Product version: 10.1.17763.1
Size: 813 MB

Windows Assessment and Deployment Kit - Windows 10



Are you sure you want to uninstall Windows Assessment and Deployment Kit - Windows 10?

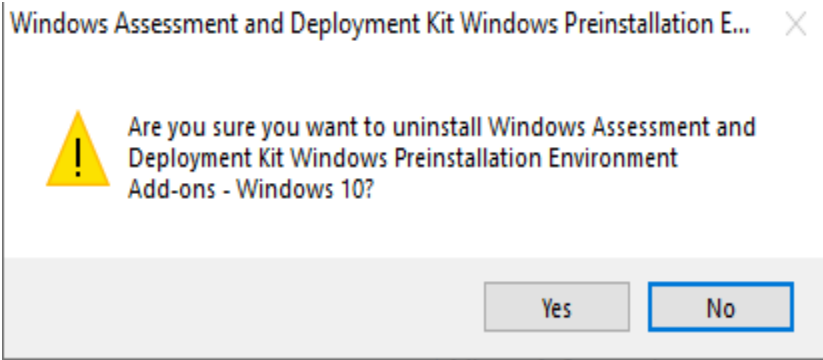
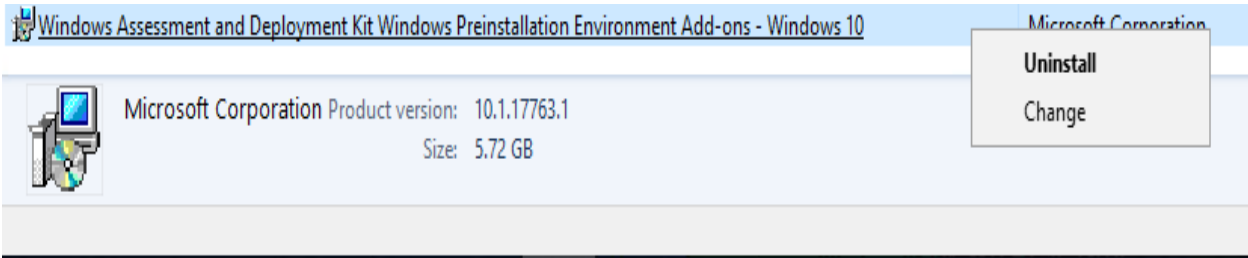
Yes

No

Windows Assessment and Deployment Kit - Windows 10

Uninstall is complete.

Close



Uninstall is complete.

Close

Restart the system before installing ADK 1903.

Now we can install ADK 1903 as detailed below.

CB > Downloads > Windows Kits ADK 1903 > 10 > ADK >

Name	Date modified	Type	Size
Installers	09-May-2019 10:4...	File folder	
adksetup.exe	30-Apr-2019 11:20...	Application	1,884 KB
UserExperienceManifest.xml	30-Apr-2019 11:36...	XML Document	36 KB

Windows Assessment and Deployment Kit - Windows 10

Specify Location

Install the Windows Assessment and Deployment Kit - Windows 10 to this computer

Install Path:

Download the Windows Assessment and Deployment Kit - Windows 10 for installation on a separate computer

Download Path:

Estimated disk space required:	1.1 GB
Disk space available:	719.3 GB

Windows Assessment and Deployment Kit - Windows 10

Windows Kits Privacy

Windows 10 Kits collect and send anonymous usage data to Microsoft about how our customers use Microsoft programs and about some of the problems they encounter. Microsoft uses this information to improve the products and features. Participation in the program is voluntary, and the end results are software improvements to better meet the needs of our customers. No code or software produced by you will be collected.

[Tell me more about the Windows 10 program.](#)

Send anonymous usage data to Microsoft for the Windows 10 Kits?

Yes
 No

* Participation applies to all Windows Kits installed on this computer.

[Privacy Statement](#)

License Agreement

You must accept the terms of this agreement to continue. If you do not accept the Microsoft Software License Terms, click Decline.

MICROSOFT SOFTWARE LICENSE TERMS

MICROSOFT WINDOWS ASSESSMENT AND DEPLOYMENT KIT (ADK) FOR WINDOWS 10

MICROSOFT WINDOWS HARDWARE LAB KIT (HLK) FOR WINDOWS 10

MICROSOFT WINDOWS DRIVER KIT (WDK) FOR WINDOWS 10

These license terms are an agreement between you and Microsoft Corporation (or one of its affiliates). They apply to the software named above and any Microsoft services or software updates (except to the extent such services or updates are accompanied by new or additional terms, in which case those different terms apply prospectively and do not alter your or Microsoft's rights relating to pre-updated software or services). IF YOU COMPLY WITH THESE LICENSE TERMS, YOU HAVE THE RIGHTS BELOW. BY USING THE SOFTWARE, YOU ACCEPT THESE TERMS.

1. INSTALLATION AND USE RIGHTS.

a. ADK.

i. You may install and use any number of copies of the software on your devices solely for the purpose of deploying, maintaining, assessing system quality and evaluating

Back

Accept

Decline

Select the features you want to install

Click a feature name for more information.

- Application Compatibility Tools
- Deployment Tools
- Imaging And Configuration Designer (ICD)
- Configuration Designer
- User State Migration Tool (USMT)
- Volume Activation Management Tool (VAMT)
- Windows Performance Toolkit
- Microsoft User Experience Virtualization (UE-V) Template Ger
- Microsoft Application Virtualization (App-V) Sequencer
- Microsoft Application Virtualization (App-V) Auto Sequencer
- Media eXperience Analyzer

Microsoft Application Virtualization (App-V) Auto Sequencer

Size: 913 KB

Microsoft Application Virtualization (App-V) Auto Sequencer.

The Application Virtualization (App-V) Auto Sequencer is a helper tool for batch sequencing packages.

Estimated disk space required: 705.8 MB

Disk space available: 719.3 GB



Back

Install

Cancel

Welcome to the Windows Assessment and Deployment Kit - Windows 10!

Launch the Getting Started Guide

Learn more about Windows Assessment and Deployment Kit - Windows 10 and how it can help you design and deploy Windows, and help you build high quality experiences.

Close

CB > Downloads > Windows Kits ADK 1903 > 10 > ADKWinPEAddons >

Name	Date modified	Type	Size
Installers	09-May-2019 10:4...	File folder	
adkwinpesetup.exe	30-Apr-2019 11:20...	Application	1,327 KB
UserExperienceManifest.xml	30-Apr-2019 12:15...	XML Document	7 KB

Specify Location

- Install the Windows Assessment and Deployment Kit Windows Preinstallation Environment Add-ons - Windows 10 to this computer

Install Path:

C:\Program Files (x86)\Windows Kits\10\

Browse...

* Windows Kit common installation path used

- Download the Windows Assessment and Deployment Kit Windows Preinstallation Environment Add-ons - Windows 10 for installation on a separate computer

Download Path:

C:\Users\Administrator\RAMLAN\Downloads\Windows Kits\10\ADKWinPEAddons

Browse...

Estimated disk space required:

5.7 GB

Disk space available:

718.6 GB

Next

Cancel

Windows Kits Privacy

Windows 10 Kits collect and send anonymous usage data to Microsoft about how our customers use Microsoft programs and about some of the problems they encounter. Microsoft uses this information to improve the products and features. Participation in the program is voluntary, and the end results are software improvements to better meet the needs of our customers. No code or software produced by you will be collected.

[Tell me more about the Windows 10 program.](#)

Send anonymous usage data to Microsoft for the Windows 10 Kits?

- Yes
 No

* You are currently participating in the CEIP program. Participation applies to all Windows kits installed on this computer.

[Privacy Statement](#)

Back

Next

Cancel

License Agreement

You must accept the terms of this agreement to continue. If you do not accept the Microsoft Software License Terms, click Decline.

MICROSOFT SOFTWARE LICENSE TERMS

MICROSOFT WINDOWS ASSESSMENT AND DEPLOYMENT KIT (ADK) FOR WINDOWS 10

MICROSOFT WINDOWS HARDWARE LAB KIT (HLK) FOR WINDOWS 10

MICROSOFT WINDOWS DRIVER KIT (WDK) FOR WINDOWS 10

These license terms are an agreement between you and Microsoft Corporation (or one of its affiliates). They apply to the software named above and any Microsoft services or software updates (except to the extent such services or updates are accompanied by new or additional terms, in which case those different terms apply prospectively and do not alter your or Microsoft's rights relating to pre-updated software or services). IF YOU COMPLY WITH THESE LICENSE TERMS, YOU HAVE THE RIGHTS BELOW. BY USING THE SOFTWARE, YOU ACCEPT THESE TERMS.

1. **INSTALLATION AND USE RIGHTS.**

a. **ADK.**

- i. You may install and use any number of copies of the software on your devices solely for the purpose of deploying, maintaining, assessing system quality and evaluating

Back

Accept

Decline

Select the features you want to install

Click a feature name for more information.

Windows Preinstallation Environment (Windows PE)

Windows Preinstallation Environment (Windows PE)

Size: 5.7 GB

Minimal operating system designed to prepare a computer for installation and servicing of Windows.

Includes:

- Windows PE (x86)
- Windows PE (AMD64)
- Windows PE (ARM)
- Windows PE (ARM64)

Estimated disk space required:
Disk space available:

5.7 GB
718.6 GB

Back Install Cancel

Welcome to the Windows Assessment and Deployment Kit Windows Preinstallation Environment Add-ons - Windows 10!

Close

Open Control Panel – Program and Features and check ADK version.

Windows Assessment and Deployment Kit - Windows 10	Microsoft Corporation	09-May-20...	811 MB	10.1.18362.1
Windows Assessment and Deployment Kit Windows Preinstallation Environment Add-ons - Windows 10	Microsoft Corporation	09-May-20...	5.73 GB	10.1.18362.1

Currently installed programs Total size: 13.7 GB
 63 programs installed

Now we can restart the server once more and update the BOOT images (x86 + x64).

Overview > Operating Systems > Boot Images

Boot Images 3 items

Search

Icon	Name	Version	Comment	Image ID
	Boot image (x64)	10.0.17763.1	This boot image is create...	TOR00005
	Boot image (x86)			TOR00002
	MDT 8456 Boot Ca			TOR0001E

- Refresh (F5)
- Delete
- Distribute Content
- Update Distribution Points**
- Create Prestaged Content File
- Manage Access Accounts
- Move
- Set Security Scopes
- Properties**
- Recast RCT

Update Distribution Points Wizard



General

General

Summary

Progress

Completion

Update distribution points with this boot image

This wizard updates distribution points with the selected boot image by using the latest Configuration Manager production client components. You can also choose to reload the boot image with the latest version of Windows PE located in the installation directory of the Windows Assessment and Deployment Kit (ADK).

The content of this boot image package will be updated on the Distribution Points where it was previously distributed.

Current Windows ADK version: 10.0.18362.0. Current production client version: 5.00.8790.1007.

Reload this boot image with the current Windows PE version from the Windows ADK

Boot Image: "Boot image (x64)"

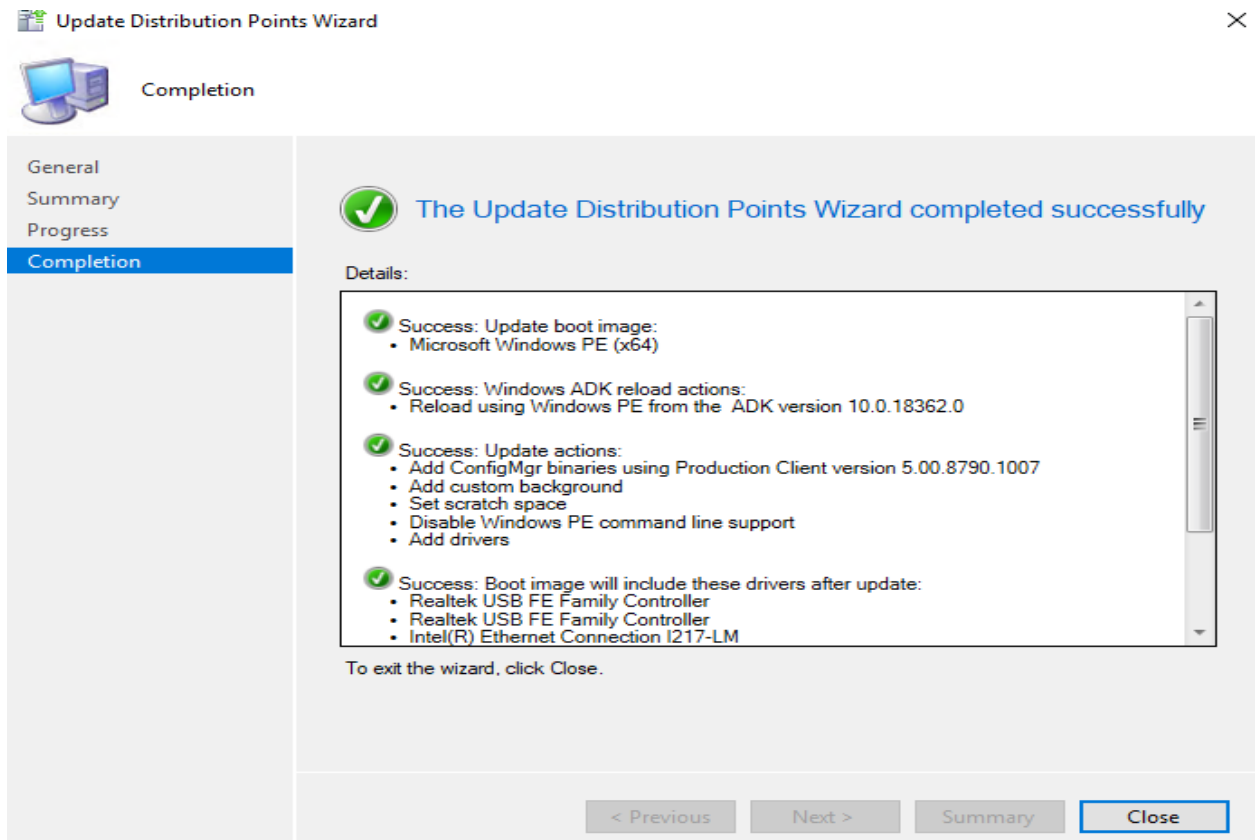
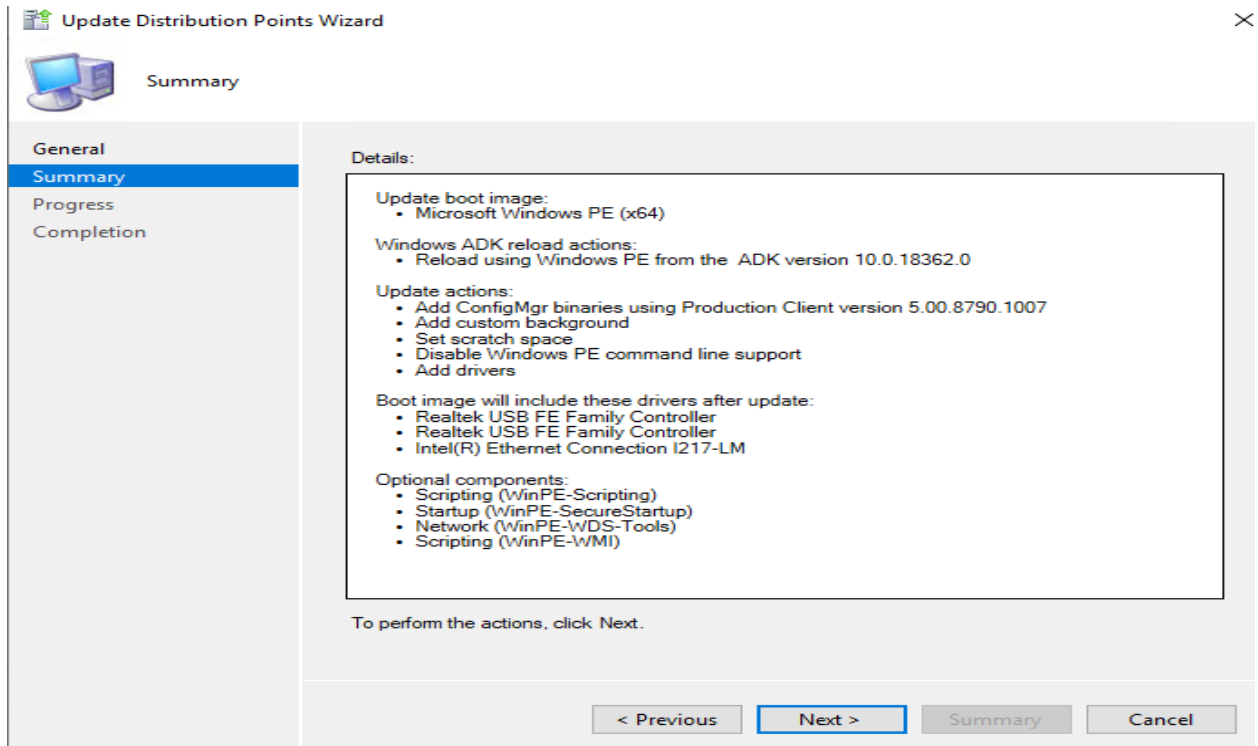
Version	Comment	OS Version	Client Version	Package ID
10.0.17763.1	This boot image is create...	10.0.17763.1	5.00.8790.1007	TOR00005

< Previous

Next >

Summary

Cancel



This concludes ADK upgrade process for Current Branch 1902.

Thanks

Ram Lan
9th May 2019