

# Installing Current Branch 1902

In this post, I will show you how to upgrade Current Branch 1810 to Current Branch 1902 that was released by Microsoft on 25<sup>th</sup> Mar 2019.

As you know it is still not available to General Public. I am going to use Fast Ring PowerShell command to initiate the upgrade process. You can download PowerShell script from TechNet Site

<https://gallery.technet.microsoft.com/ConfigMgr-1902-Enable-87eef616?redir=0>

All the details pertaining to CB1902 – Please visit Microsoft Site

<https://docs.microsoft.com/en-us/sccm/core/plan-design/changes/whats-new-in-version-1902>

Extract the exe and copy the PowerShell script to Primary or CAS site.



Open PowerShell as admin and run the script with the following:

```
PS C:\Users\Administrator.RAMLAN\Downloads> dir

Directory: C:\Users\Administrator.RAMLAN\Downloads

Mode                LastWriteTime         Length Name
----                -
-a----             13-Mar-2019  10:52 AM           14176 EnableFastUpdateRing1902.ps1
-a----             19-Jan-2019   8:54 PM          2788088 officedeploymenttool_11306-33602.exe
-a----             19-Jan-2019   7:34 PM          29405184 Recast RCT-3.2.6887.24316-131862443166228568.msi

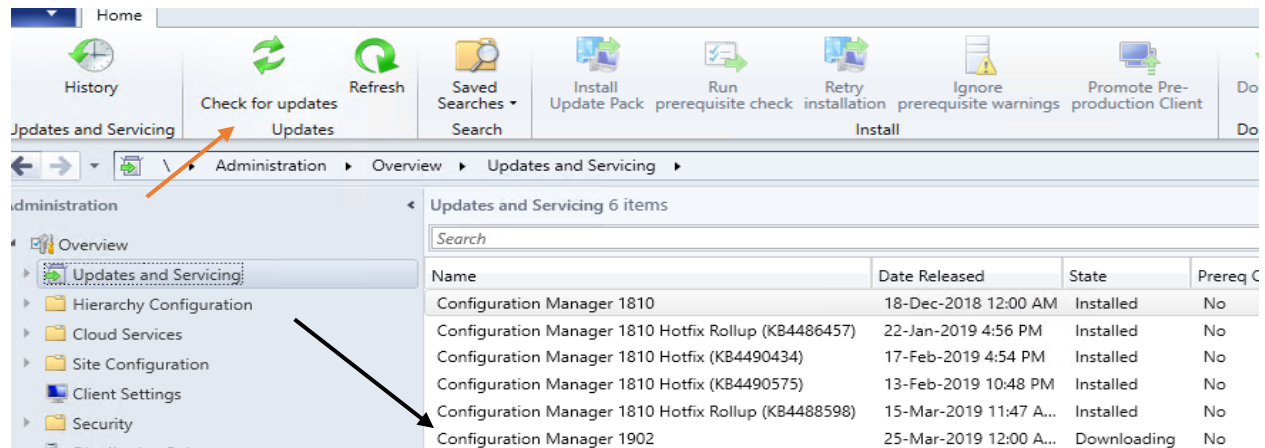
PS C:\Users\Administrator.RAMLAN\Downloads> .\EnableFastUpdateRing1902.ps1

cmdlet EnableFastUpdateRing1902.ps1 at command pipeline position 1
Supply values for the following parameters:
(Type !? for Help.)
siteServer: CB.RAMLAN.CA
-Message Determine the providers on the siteServer: 'CB.RAMLAN.CA'
-Message SiteCode: 'TOR'
-Message Provider Machine Name: 'CB.RAMLAN.CA'

Path                : \\CB.RAMLAN.CA\root\SMS\site_TOR\SMS_SCI_Component.FileType=2,ItemName="SMS_DMP_DOWNLOADER|SMS Dmp
RelativePath        : SMS_SCI_Component.FileType=2,ItemName="SMS_DMP_DOWNLOADER|SMS Dmp
Connector           : Connector",ItemType="Component",SiteCode="TOR"
Server              : CB.RAMLAN.CA
NamespacePath      : root\SMS\site_TOR
ClassName           : SMS_SCI_Component
IsClass             : False
IsInstance          : True
IsSingleton         : False

The command(s) completed successfully
```

Open Console and check for updates. You can see below it is downloading CB1902.



Administration > Overview > Updates and Servicing

Administration > Updates and Servicing 6 items

Search

Name	Date Released	State
Configuration Manager 1810	18-Dec-2018 12:00 AM	Installed
Configuration Manager 1810 Hotfix Rollup (KB4486457)	22-Jan-2019 4:56 PM	Installed
Configuration Manager 1810 Hotfix (KB4490434)	17-Feb-2019 4:54 PM	Installed
Configuration Manager 1810 Hotfix (KB4490575)	13-Feb-2019 10:48 PM	Installed
Configuration Manager 1810 Hotfix Rollup (KB4488598)	15-Mar-2019 11:47 A...	Installed
Configuration Manager 1902	25-Mar-2019 12:00 A	Ready to install

Configuration Manager 1902

- Install Update Pack
- Run prerequisite check
- Retry installation
- Ignore prerequisite warnings
- Promote Pre-production Client
- Download
- Recast RCT

RCT Build

Configuration Manager Updates Wizard



General

General

Features

Client Update Options

License Terms

Summary

Progress

Completion

## Configuration Manager 1902

This wizard helps you configure and install this update.

[Learn more.](#)

This version includes:

Configuration Manager site server updates  
 Configuration Manager console updates  
 Configuration Manager client updates  
 Fixes for known issues  
 New features

Prerequisite warnings:

Ignore any prerequisite check warnings and install this update regardless of missing requirements.

[Privacy Statement](#)

< Previous

Next >

Summary

Cancel



Features

General

Features

Client Update Options

License Terms

Summary

Progress

Completion

### Features included in update pack

This update pack includes the following features. Select the features you want to enable now. Features you don't enable now can be enabled later from the Updates and Servicing node of the Configuration Manager console.

- Enable third party update support on clients
- Device Health Attestation assessment for compliance policies for conditional access
- Data warehouse service point
- Package Conversion Manager
- Windows Defender Exploit Guard policy
- Run Task Sequence Step
- Cloud Management Gateway
- Surface Driver Updates
- Passport for Work
- Task Sequence content pre-caching

Description:

< Previous   Next >   Summary   Cancel



Client Update Options

General

Features

Client Update Options

License Terms

Summary

Progress

Completion

### Client Update Settings

This update includes an update for the Configuration Manager client. You can upgrade your clients immediately, or validate this client in a pre-production collection before you upgrade all your Configuration Manager clients.

Upgrade without validating

Overwrites your current Configuration Manager client package with the new client update. All new client installations and client upgrades use this new client update.

Validate in pre-production collection

Validate the client update on members of the pre-production collection while you keep your production client package intact. Later, you can overwrite the production package using Client Update Options in the Updates and Servicing node of the Configuration Manager console.

Pre-production collection:

Browse...

< Previous   Next >   Summary   Cancel



License Terms

- General
- Features
- Client Update Options
- License Terms**
- Summary
- Progress
- Completion

### Review and accept the terms for this update pack

You must accept the License Terms and Privacy Statement to continue installation.

- [View the License Terms](#)
- [View the Privacy Statement](#)

I accept these License Terms and Privacy Statement.

You can add or update your Software Assurance expiration date. This date must be after 01-Oct-2016.

Software Assurance expiration date:

[Learn more](#)

- < Previous
- Next >**
- Summary
- Cancel



Summary

- General
- Features
- Client Update Options
- License Terms
- Summary**
- Progress
- Completion

### Confirm the Settings

Details:

**Summary of update package installation**  
Install Update Package Configuration Manager 1902  
Prerequisite warnings will be ignored  
Test new version of the client in production  
Software Assurance expiration date is 2020-12-31.

To change these settings, click Previous. To apply the settings, click Next.

- < Previous
- Next >**
- Summary
- Cancel



Completion

- General
- Features
- Client Update Options
- License Terms
- Summary
- Progress
- Completion



The Configuration Manager Updates Wizard completed successfully

Details:

**Summary of update package installation**

Success: Install Update Package Configuration Manager 1902  
 Prerequisite warnings will be ignored  
 Test new version of the client in production  
 Software Assurance expiration date is 2020-12-31.

To exit the wizard, click Close.

- < Previous
- Next >
- Summary
- Close

Now sit back, relax and monitor the progress.

Administration > Overview > Updates and Servicing

Updates and Servicing 6 items		
Search		
Name	Date Released	State
Configuration Manager 1810	18-Dec-2018 12:00 AM	Installed
Configuration Manager 1810 Hotfix Rollup (KB4486457)	22-Jan-2019 4:56 PM	Installed
Configuration Manager 1810 Hotfix (KB4490434)	17-Feb-2019 4:54 PM	Installed
Configuration Manager 1810 Hotfix (KB4490575)	13-Feb-2019 10:48 PM	Installed
Configuration Manager 1810 Hotfix Rollup (KB4488598)	15-Mar-2019 11:47 A...	Installed
Configuration Manager 1902	25-Mar-2019 12:00 A...	Installing

Administration > Overview > Updates and Servicing

Updates and Servicing 6 items		
Search		
Name	Date Released	State
Configuration Manager 1810	18-Dec-2018 12:00 AM	Installed
Configuration Manager 1810 Hotfix Rollup (KB4486457)	22-Jan-2019 4:56 PM	Installed
Configuration Manager 1810 Hotfix (KB4490434)	17-Feb-2019 4:54 PM	Installed
Configuration Manager 1810 Hotfix (KB4490575)	13-Feb-2019 10:48 PM	Installed
Configuration Manager 1810 Hotfix Rollup (KB4488598)	15-Mar-2019 11:47 A...	Installed
Configuration Manager 1902	25-Mar-2019 12:00 A...	Checking prerequisites

Update Pack Installation Status



Detailed status for the Configuration Manager 1902 installation on the site TOR:

Refresh

[View Post-Setup Configuration tasks](#)

Name	Status	Last Update Time
Download	Completed	29-Mar-2019 12:59:24 PM
Replication	Completed	29-Mar-2019 1:18:36 PM
Prerequisite Check	Completed with warning	29-Mar-2019 1:19:20 PM
Installation	In progress	29-Mar-2019 1:19:23 PM
Post Installation	Not started	

Name	Status	Last Update Time	Description
SQL availability group configured for readable secondaries	Completed	29-Mar-2019 1:19:10 PM	Checking seconda
SQL availability group configured for manual failover	Completed	29-Mar-2019 1:19:10 PM	Checking failover t
SQL availability group replicas on default instance	Completed	29-Mar-2019 1:19:10 PM	Checking availabili
SQL Index Create Memory option	Completed	29-Mar-2019 1:19:10 PM	Checks if default v
SQL Server supported version	Completed	29-Mar-2019 1:19:20 PM	Starting with versic
Software Update Points using a Load Balancer (NLB/HL...	Completed	29-Mar-2019 1:19:18 PM	Starting with versic
Upgrade Assessment Toolkit is no longer supported.	Completed	29-Mar-2019 1:19:18 PM	Starting with versic
Unsupported site server operating system version for Set...	Completed	29-Mar-2019 1:19:09 PM	Verifies that the sit
Unsupported operating system version for site system role	Completed	29-Mar-2019 1:19:10 PM	Verifies that the sit
Using HTTP management point with cloud management ...	Completed	29-Mar-2019 1:19:19 PM	Checking if HTTP
SQL Server Always On availability groups	Completed	29-Mar-2019 1:19:19 PM	Checks if the spec
Max Text Repl Size for SQL Server Always On availabili...	Completed	29-Mar-2019 1:19:19 PM	Checks if the max :
Pending configuration item policy updates	Completed	29-Mar-2019 1:19:20 PM	Checks if there are
SQL Server Configuration for site upgrade	Completed	29-Mar-2019 1:19:20 PM	Checks if the spec
SQL Server Native Client version	Completed with ...	29-Mar-2019 1:19:10 PM	Verifies that the ve
Potential SQL server performance issue caused by chan...	Completed	29-Mar-2019 1:19:20 PM	The site database

Description:

[Completed]:Verifies that the logged on user account has administrative rights on the site system computer.

OK

Cancel

Update Pack Installation Status



Detailed status for the Configuration Manager 1902 installation on the site TOR:

Refresh

[View Post-Setup Configuration tasks](#)

Name	Status	Last Update Time
Download	Completed	29-Mar-2019 12:59:24 PM
Replication	Completed	29-Mar-2019 1:18:36 PM
Prerequisite Check	Completed with warning	29-Mar-2019 1:19:20 PM
Installation	Completed	29-Mar-2019 1:39:19 PM
Post Installation	In progress	29-Mar-2019 2:03:51 PM

Name	Status	Last Update Time	Description
Installing SMS_EXECUTIVE service	Completed	29-Mar-2019 1:40:51 PM	Installing SMS_EXECU
Installing SMS_DATABASE_NOTIFICATION_MONITO...	Completed	29-Mar-2019 1:45:51 PM	Installing SMS_DATAI
Installing SMS_HIERARCHY_MANAGER component	Completed	29-Mar-2019 1:45:51 PM	Installing SMS_HIERA
Installing SMS_REPLICATION_CONFIGURATION_MO...	Completed	29-Mar-2019 2:03:51 PM	Installing SMS_REPLI
Monitoring replication initialization	Completed	29-Mar-2019 2:03:51 PM	Monitoring database re
Updating Configuration Manager Client Preproduction Pa...	Completed	29-Mar-2019 1:45:26 PM	Updating StagingClie
Updating Client folder on Site Server	Completed	29-Mar-2019 1:45:44 PM	Updating Client folder
Updating Configuration Manager Client Package	Completed	29-Mar-2019 1:45:44 PM	Updating Client folder
Turning on Features	Not started		Turning on Features. f


Description:

[Completed]:Installing SMS\_EXECUTIVE service on Site Server. Check sitecomp.log for details.

OK

Cancel

**Configuration Manager** [X]

 A new version of the console is available (5.1902.1085.1600). Click OK to close the console and install the new version now. Click Cancel to continue working with the old console (5.1810.1075.2600). Working in the old console might corrupt data.

[OK] [Cancel]


**Configuration Manager**

Downloading files...

[Progress bar]

[Close]


**System Center Configuration Manager Console**

 Please wait while Windows configures System Center Configuration Manager Console

[Progress bar]

[Cancel]

**System Center Configuration Manager Console**


 Please wait while Windows configures System Center Configuration Manager Console

Time remaining: 0 seconds

[Progress bar]

[Cancel]

**About System Center Configuration Manager** [X]

 Microsoft

**Microsoft System Center Configuration Manager**

---

System Center Configuration Manager

Version 1902  
 Console version: 5.1902.1085.1600  
 Site version: 5.0.8790.1000  
 Support ID:  
 QR8/bZ3tIBhDnv6r7GfNeaWo?du6jT3aRVpr2ZLIJOo=

© Microsoft. All rights reserved.  
 This program is licensed.

Warning: This computer program is protected by copyright law and international treaties. Unauthorized reproduction or distribution of this program, or any portion of it, may result in severe civil and criminal penalties, and will be prosecuted to the maximum extent possible under the law.

[OK]

Updates and Servicing 1 items

Search

Name	Date Released	State	Prereq Only	Ignore Prereq Warning	Full Version	Client Version	Last Update Time
Configuration Manager 1902	25-Mar-2019 12:00 AM	Installed	No	Yes	5.00.8790.1000	5.00.8790.1007	29-Mar-2019 1:39 PM

General Licensing Diagnostic and Usage Data Client Approval and Conflicting Records Authentication Client Upgrade



Configure settings that control how clients automatically upgrade.

Production client version: 5.00.8790.1007  
Last modified: 29-Mar-2019 1:45:44 PM

 Upgrade all clients in the hierarchy using production client Do not upgrade servers

Automatically upgrade clients within days:

1

Pre-production client version: 5.00.8790.1007  
Last modified: 29-Mar-2019 1:45:26 PM

 Upgrade all clients in the pre-production collection automatically using pre-production client

Pre-production collection :

Browse...

You can promote the pre-production client from Monitoring &gt; Client Status &gt; Pre-production Client Deployment.

 Exclude specified clients from upgrade

Exclusion collection :

Browse...

These clients will not be upgraded via any method such as automatic upgrade or software update-based upgrade.

Client deployment status can be monitored in console and using reports.

Applied to Windows operating systems only. You can download clients for additional operating systems from the [Microsoft Download Center](#). Automatically distribute client installation package to distribution points that are enabled for prestaged content

OK

Cancel

Apply





This concludes the whole process of upgrading CB1810 to CB1902.

Thanks

**Ram Lan**  
**29<sup>th</sup> Mar 2019**