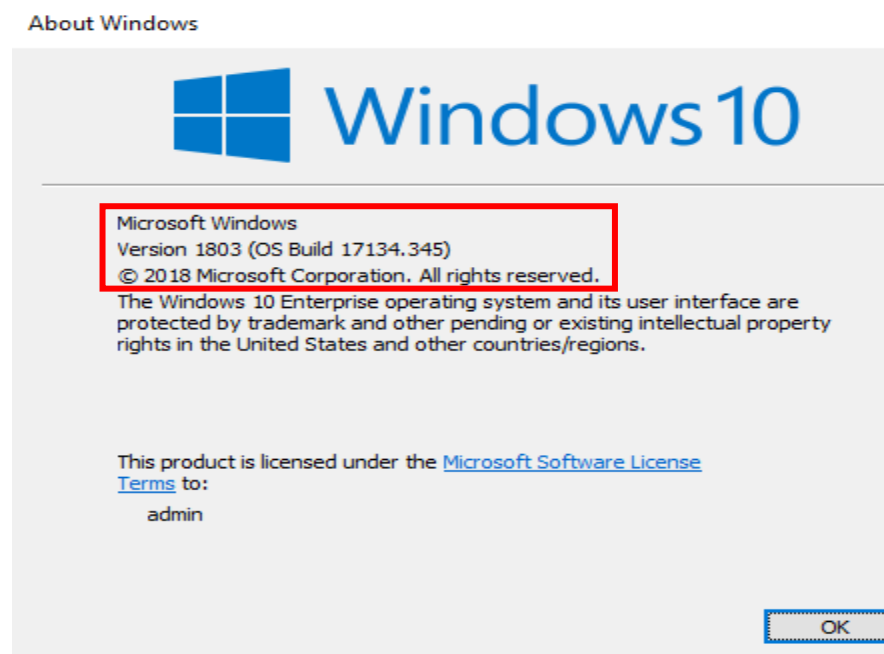


# Deploying Windows 10 1809 x64

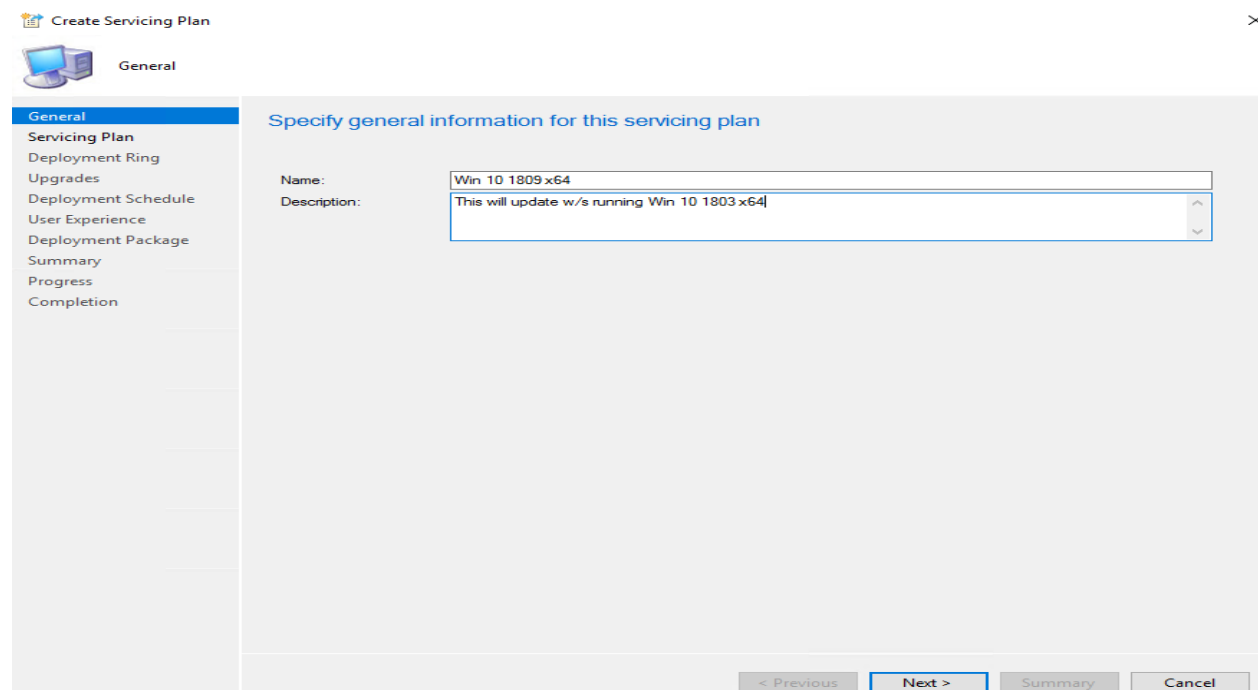
In this post, I will show you how to deploy Windows 10 1809 x64 to workstations running Windows 10 1803 x64 through Software Center.

In my lab the Windows 10 workstation is running 1803. Here is the screen shot. We will be upgrading this to Win 10 1809.



Go to **Software Library \ Windows 10 Servicing \ Servicing Plan**

Right-click **Servicing Plan** and select **Create Servicing Plan**





- General
- Servicing Plan**
- Deployment Ring
- Upgrades
- Deployment Schedule
- User Experience
- Deployment Package
  - Download Location
  - Language Selection
- Summary
- Progress
- Completion

### Choose the deployment plan for this servicing plan

Specify the target collection for the Windows upgrade deployment.

Target Collection:

Win 10 x64

Browse...

< Previous

Next >

Summary

Cancel



- General
- Servicing Plan
- Deployment Ring**
- Upgrades
- Deployment Schedule
- User Experience
- Deployment Package
  - Download Location
  - Language Selection
- Summary
- Progress
- Completion

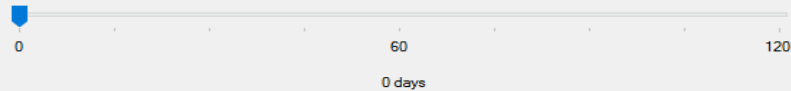
### Specify the deployment ring

Specify the Windows readiness state to which this servicing plan should apply.

☒ Semi-Annual Channel (Targeted)

☐ Semi-Annual Channel

How many days after Microsoft has published a new upgrade would you like to wait before deploying in your environment:



< Previous

Next >

Summary

Cancel



## Upgrades

General

Servicing Plan

Deployment Ring

Upgrades

Deployment Schedule

User Experience

Deployment Package

Download Location

Language Selection

Summary

Progress

Completion

## Select the property filters and search criteria

The upgrades that meet the specified criteria will be added to the associated deployment

Property filters:

- ☒ Language
- ☐ Required
- ☒ Title

Search criteria:

Language [English](#)  
Title [1809](#)

Language: English (will contain en-us AND en-gb)

Title: 1809 or 1809, en-us (if you want en-us only)

Preview

&lt; Previous

Next &gt;

Summary

Cancel

## Preview updates

Configuration Manager returned 4 updates.

Filter...			
Title	Article ID	Bulletin ID	Product
Feature update to Windows 10 (consumer editions), version 1809, en-us	3012973		"Windows 10"
Feature update to Windows 10 (consumer editions), version 1809, en-gb	3012973		"Windows 10"
Feature update to Windows 10 (business editions), version 1809, en-us	3012973		"Windows 10"
Feature update to Windows 10 (business editions), version 1809, en-gb	3012973		"Windows 10"



## Deployment Schedule

## General

## Servicing Plan

## Deployment Ring

## Upgrades

## Deployment Schedule

## User Experience

## Deployment Package

## Download Location

## Language Selection

## Summary

## Progress

## Completion

## Configure schedule details for this deployment

## Schedule evaluation

Specify if the schedule for this deployment is evaluated based upon Universal Coordinated Time (UTC) or the local time of the client.

Time based on: Client local time

## Software available time

Specify when software updates are available. After this rule is run, software updates are distributed to the content server. Then the software updates are available to install as soon as possible or scheduled to install at a configured period of time after the rule is run.

Note: You must enable this deployment before software updates are available to install.

☒ As soon as possible

☐ Specific time: 7 Days

Available time:

## Installation deadline

Specify a deadline for required software updates. The deadline is determined by adding the deadline time to the installation time. When the deadline is reached, required software updates are installed on the device and the device is restarted if necessary.

☐ As soon as possible

☒ Specific time: 7 Days

Deadline time (from deployment available time):

☐ Delay enforcement of this deployment according to user preferences, up to the grace period defined in client settings.

&lt; Previous

Next &gt;

Summary

Cancel



## User Experience

## General

## Servicing Plan

## Deployment Ring

## Upgrades

## Deployment Schedule

## User Experience

## Deployment Package

## Download Location

## Language Selection

## Summary

## Progress

## Completion

## Specify the user experience for this deployment

## User visual experience

User notifications: Display in Software Center, and only show notifications for computer restarts

## Deadline behavior

When the installation deadline is reached, allow the following activities to be performed outside of any defined maintenance windows:

☐ Software Update Installation

☐ System restart (if necessary)

## Device restart behavior

Some software updates require a system restart to complete the installation process. You can suppress this restart on servers and workstations.

Suppress the system restart on the following devices:

☐ Servers

☐ Workstations

## Write filter handling for Windows Embedded devices

☐ Commit changes at deadline or during a maintenance window (requires restarts)

If this option is not selected, content will be applied on the overlay and committed later.

## Software updates deployment re-evaluation behavior upon restart

☒ If any update in this deployment requires a system restart, run updates deployment evaluation cycle after restart

&lt; Previous

Next &gt;

Summary

Cancel



## Deployment Package

## General

## Servicing Plan

## Deployment Ring

## Upgrades

## Deployment Schedule

## User Experience

## Deployment Package

## Distribution Points

## Download Location

## Language Selection

## Summary

## Progress

## Completion

## Select deployment package for this automatic deployment rule

The deployment package contains the software update files associated with this rule that will be available to clients as part of the deployment. You can select an existing deployment package or create a new one.

☐ Select a deployment package

Browse...

☒ Create a new deployment package

Name:

Description:

Package source (Example): \\&lt;server&gt;\&lt;folder path&gt;

Browse...

Sending priority:

☐ Enable binary differential replication

To minimize the network traffic between sites, binary differential replication updates only the content that has changed in the package.

☐ No deployment package

Clients download content from peers or the Microsoft cloud.

&lt; Previous

Next &gt;

Summary

Cancel



## Distribution Points

## General

## Servicing Plan

## Deployment Ring

## Upgrades

## Deployment Schedule

## User Experience

## Deployment Package

## Distribution Points

## Download Location

## Language Selection

## Summary

## Progress

## Completion

## Specify the distribution points or distribution point groups to host the content

Distribution points or distribution point groups:

Filter...



Add

Remove

Name	Description	Associations
CM.RAMLAN.CA	Distribution point	

&lt; Previous

Next &gt;

Summary

Cancel



## Download Location

General  
Servicing Plan  
Deployment Ring  
Upgrades  
Deployment Schedule  
User Experience  
Deployment Package  
Distribution Points  
**Download Location**  
Language Selection  
Summary  
Progress  
Completion

## Specify download location for this Automatic Deployment Rule

If your site server does not have an Internet connection, you can download the software updates from a different computer and save them to a network location accessible by the site server.

- ☒ Download software updates from the Internet
- ☐ Download software updates from a location on my network:

Example: \\<server>\<folder path>

Browse...

## Note:

When the deployment package contains all required software updates, select "Download software updates from the Internet". The software updates files will be validated, but will not be downloaded again.

< Previous

Next >

Summary

Cancel



## Language Selection

General  
Servicing Plan  
Deployment Ring  
Upgrades  
Deployment Schedule  
User Experience  
Deployment Package  
Distribution Points  
Download Location  
**Language Selection**  
Summary  
Progress  
Completion

## Select languages for which software update files are downloaded

Specify the languages for the software update files that you want to download. The software updates are downloaded only if they are available in the selected languages. Software updates that are not language-specific are always downloaded.

Language	Update File
Arabic	<input type="checkbox"/>
Bulgarian	<input type="checkbox"/>
Chinese (Simplified, PRC)	<input type="checkbox"/>
Chinese (Traditional, Hong Kong S.A.R.)	<input type="checkbox"/>
Chinese (Traditional, Taiwan)	<input type="checkbox"/>
Croatian	<input type="checkbox"/>
Czech	<input type="checkbox"/>
Danish	<input type="checkbox"/>
Dutch	<input type="checkbox"/>
English	<input checked="" type="checkbox"/>
Estonian	<input type="checkbox"/>
Finnish	<input type="checkbox"/>
French	<input type="checkbox"/>
German	<input type="checkbox"/>
Greek	<input type="checkbox"/>
Hebrew	<input type="checkbox"/>
Hindi	<input type="checkbox"/>

< Previous

Next >

Summary

Cancel



## Summary

## General

## Servicing Plan

## Deployment Ring

## Upgrades

## Deployment Schedule

## User Experience

## Deployment Package

## Distribution Points

## Download Location

## Language Selection

## Summary

## Progress

## Completion

## Confirm the settings

## Details:

**General:**

- Servicing Plan: Win 10 1809 x64

**Servicing Plan:**

- Target Collection: Win 10 x64

**Deployment Ring:**

- Servicing Ring: Semi-Annual Channel (Targeted)
- Deferral: 0 days

**Upgrades:**

- Language: "English"
- Title: 1809

**Deployment Schedule:**

- Deployment schedules will be based on: Client local time
- Time between rule run and deployment available: As soon as possible
- Time between deployment available and deadline: 7 Days
- Delayed enforcement on deployment: No

**User Experience:**

- User Notifications: Display in Software Center, and only show notifications for computer restarts
- Install software updates outside the maintenance window when deadline is reached: No
- Restart system outside the maintenance window when deadline is reached: Suppressed
- Commit changes at deadline or during a maintenance window (requires restarts): Suppressed
- If any update in this deployment requires a system restart, run updates deployment evaluation cycle after restart: Yes
- If a restart is required it will be: Allowed

**Package**

The software updates will be placed in a new package:

- Win 10 1809

**Content (1):**

- CM.RAMLAN.CA

**Download Location:**

- Download software updates from the Internet

To change these settings, click Previous. To apply the settings, click Next.

&lt; Previous

Next &gt;

Summary

Cancel



## Completion

## General

## Servicing Plan

## Deployment Ring

## Upgrades

## Deployment Schedule

## User Experience

## Deployment Package

## Distribution Points

## Download Location

## Language Selection

## Summary

## Progress

## Completion



## The Create Servicing Plan completed successfully

## Details:

**General:**

- Servicing Plan: Win 10 1809 x64

**Servicing Plan:**

- Target Collection: Win 10 x64

**Deployment Ring:**

- Servicing Ring: Semi-Annual Channel (Targeted)
- Deferral: 0 days

**Upgrades:**

- Language: "English"
- Title: 1809

**Deployment Schedule:**

- Deployment schedules will be based on: Client local time
- Time between rule run and deployment available: As soon as possible
- Time between deployment available and deadline: 7 Days
- Delayed enforcement on deployment: No

**User Experience:**

- User Notifications: Display in Software Center, and only show notifications for computer restarts
- Install software updates outside the maintenance window when deadline is reached: No
- Restart system outside the maintenance window when deadline is reached: Suppressed
- Commit changes at deadline or during a maintenance window (requires restarts): Suppressed
- If any update in this deployment requires a system restart, run updates deployment evaluation cycle after restart: Yes
- If a restart is required it will be: Allowed

**Package**

- ✓ Success: The software updates were placed in a new package:
  - Win 10 1809
- ✓ Success: Content (1):
  - CM.RAMLAN.CA

**Download Location:**

- Download software updates from the Internet

To exit the wizard, click Close.

&lt; Previous

Next &gt;

Summary

Close

Overview > Windows 10 Servicing > Servicing Plans

< Servicing Plans 1 items

Icon	Name	Description	Enabled	Last Error Code	Last Error Description	Last Error Time
	Win 10 1809 x64	This will update w/s running Win 10 1803...	Yes	0X00000000	Success	

Win 10 1809 x64

Servicing Plan

Name: Win 10 1809 x64  
 Description: This will update w/s running Win 10 1803 x64  
 Enabled: Yes  
 Last Evaluation Time:  
 Last Error Time:  
 Last Error Code: 0X00000000  
 Last Error Description: Success

Right click Win 10 1809 x64 – Click Run Now

Servicing Plans 1 items

Icon	Name	Description	Enabled	Last Error Code
	Win 10 1809 x64	This will update w/s running Win 10 1803 x64	Yes	0X00000000

Configuration Manager

You have initiated an action to run the selected rule. When new software updates are found by the rule, the software updates will be added to the software update group specified in the rule.

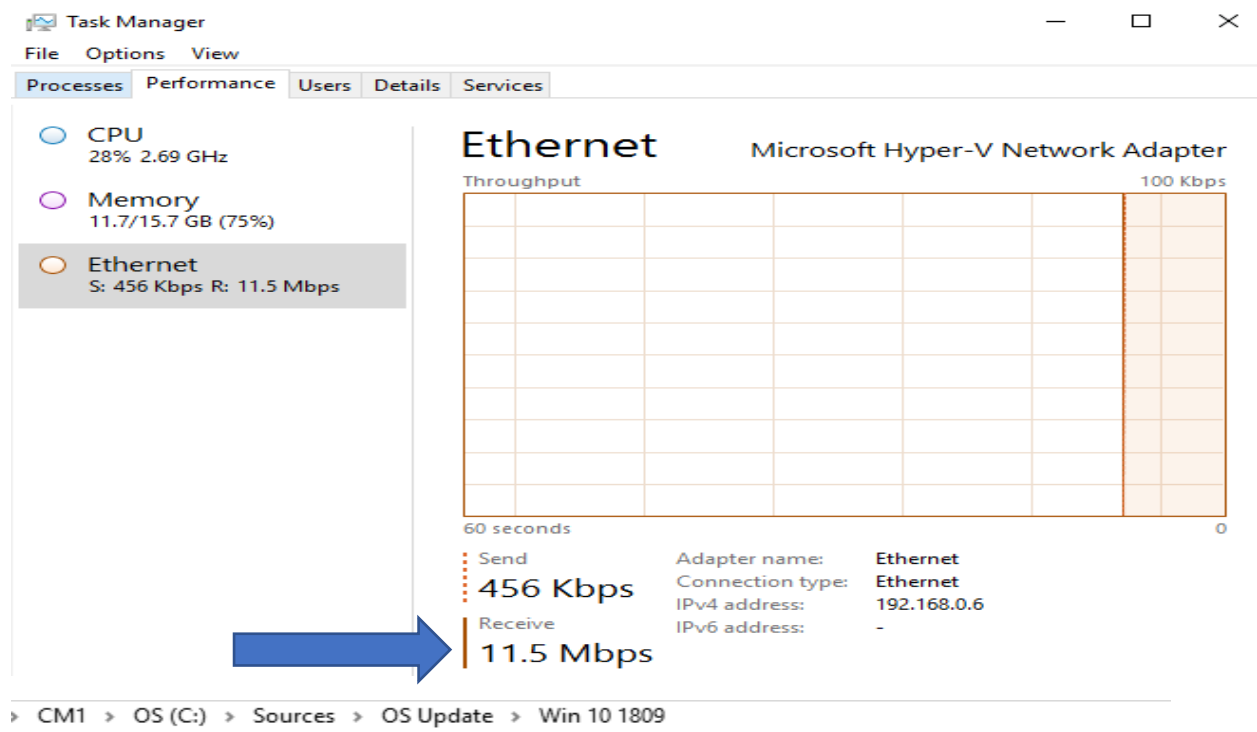
OK

Open ruleengine.log to see the download progress. This will take some time to complete.

```
4 update(s) need to be downloaded in package "USA0001B" (\\cm1\Sources\OS Update\Win 10 1809)
List of update(s) which match the content rule criteria = {33827,33889,33950,33979}
Downloading contents (count = 2) for UpdateID 33827
List of update content(s) which match the content rule criteria = {28244,28245}
Downloading content with ID 28244 in the package
```



You can even open task manager to check, if the download is working by looking at ethernet connection string.



Name	Date modified	Type	S
<a href="#">36d4046a-4d4e-4ac8-95b5-a669a149ce51</a>	14-Nov-2018 10:1...	File folder	
<a href="#">71f0dfce-d0b3-4337-9253-c12a8d98c404</a>	14-Nov-2018 11:0...	File folder	
<a href="#">a1076894-9235-4bc0-b82c-46900bc652a5.1</a>	14-Nov-2018 11:3...	File folder	
<a href="#">c93db542-b890-4628-8415-6a3c95a1c85f</a>	14-Nov-2018 11:3...	File folder	

Once the downloads are done make sure it is distributed to all distribution points. In my case, I distributed to two DP's.

Overview > Software Updates > Deployment Packages

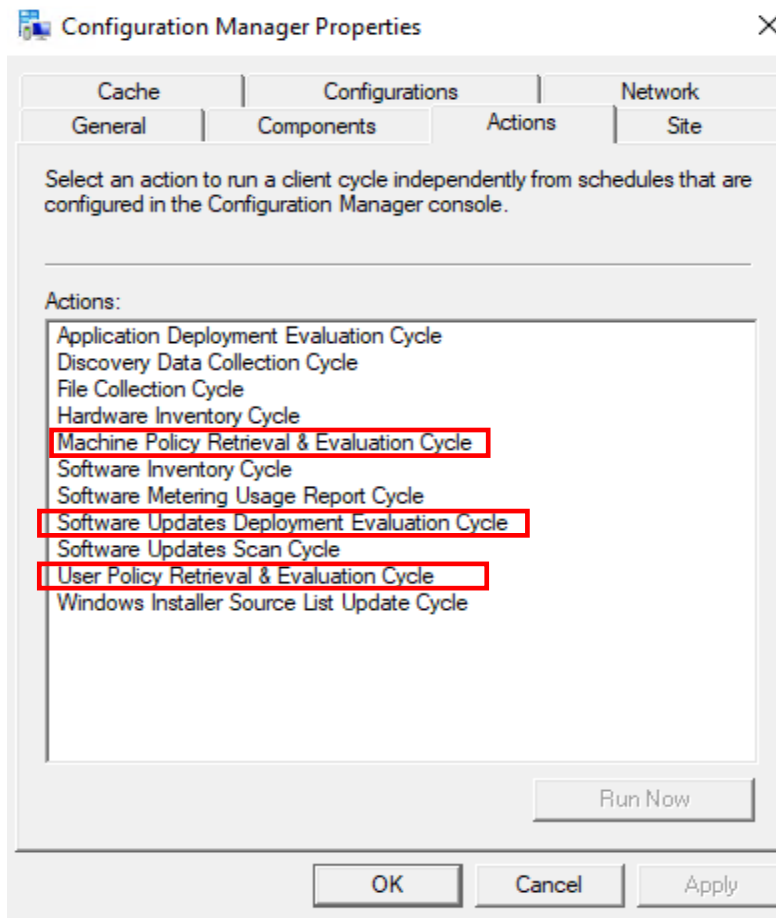
Deployment Packages 11 items

Icon	Name	Package ID
	Endpoint Definition Daily Update	USA00008
	Office 365 Weekly Updates	USA0001A
	Server 2016	USA00003
	SQL 2017	USA00008
	SQL Server 2016	USA0000A
	Win 10 1809	USA00018
	Win 10 v1511 to v1803 upgrade	USA00009
	Windows 10	USA00007
	Windows 7	USA00005
	Windows 8	USA00006
	Windows Defender Daily Updates	USA00004

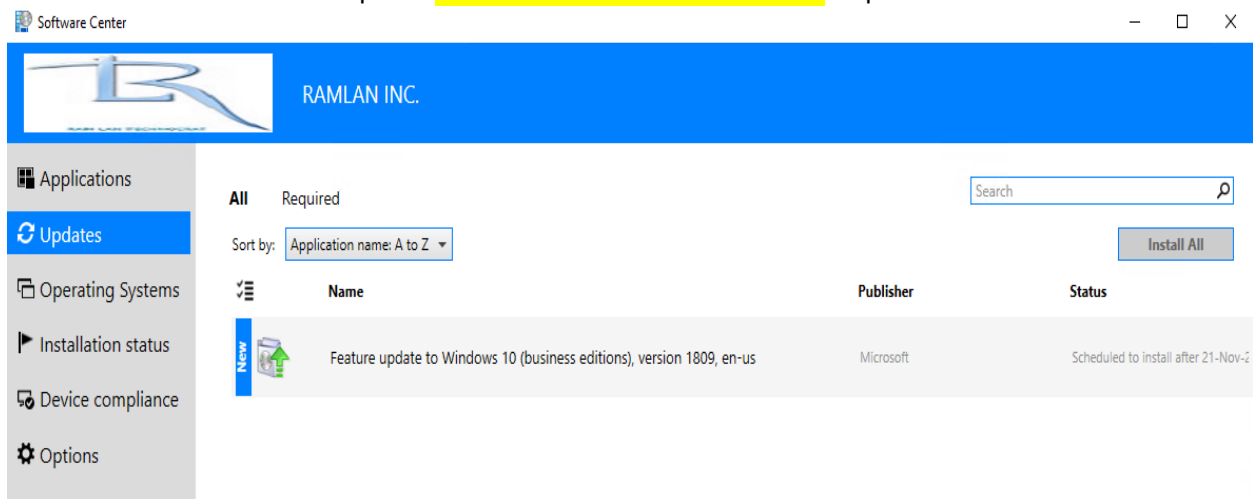
**Win 10 1809**

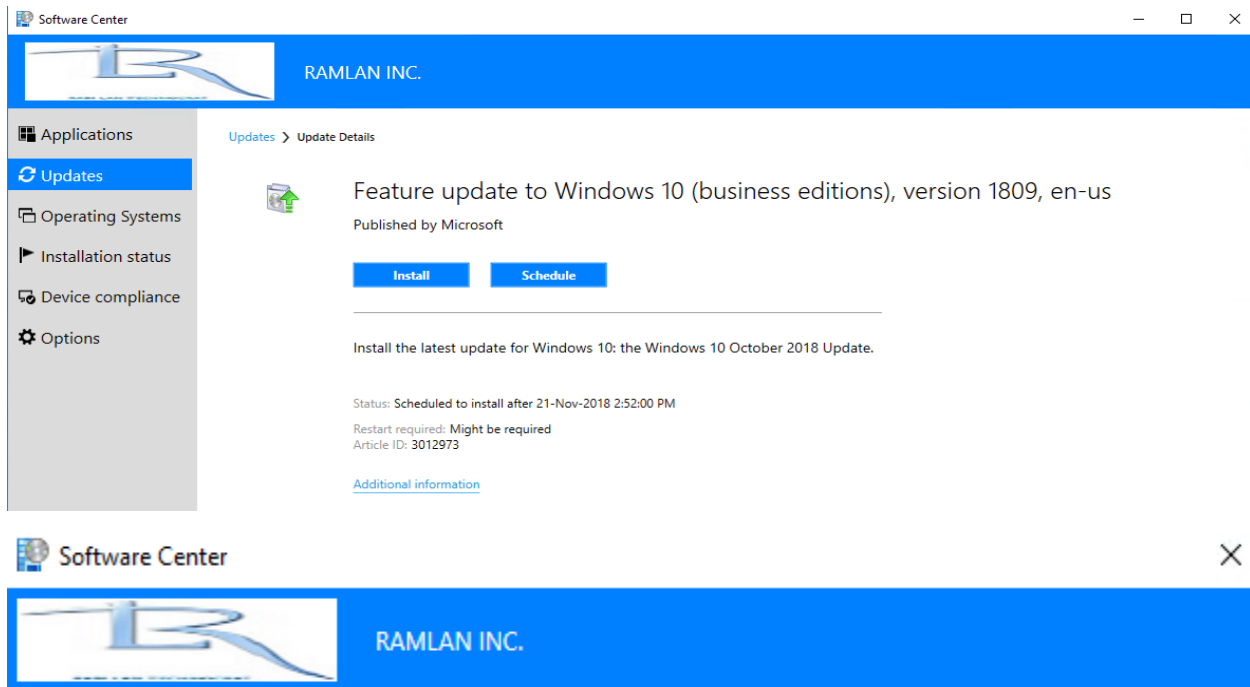
Package Properties	Distribution Point Status	Related Objects
Package ID: USA00018 Source Date: 14-Nov-2018 3:05 PM Last Refresh Time: 14-Nov-2018 4:19 PM	 2 Targeted (Last Update: 14-Nov-2018 9:04 PM)	Success: 2 In Progress: 0 Failed: 0 Unknown: 0 <a href="#">Content Status</a>

Login to Windows 10 machine and open Control Panel – Configuration Manager – Actions and Run the marked ones



Within few minutes Windows 10 1809 will show up in Software Center. Select the update and click install. Users can install the update **without administrator credential** requirement.





Confirm you want to upgrade the operating system on this computer.

Upgrading the operating system will take time and your computer might restart several times.

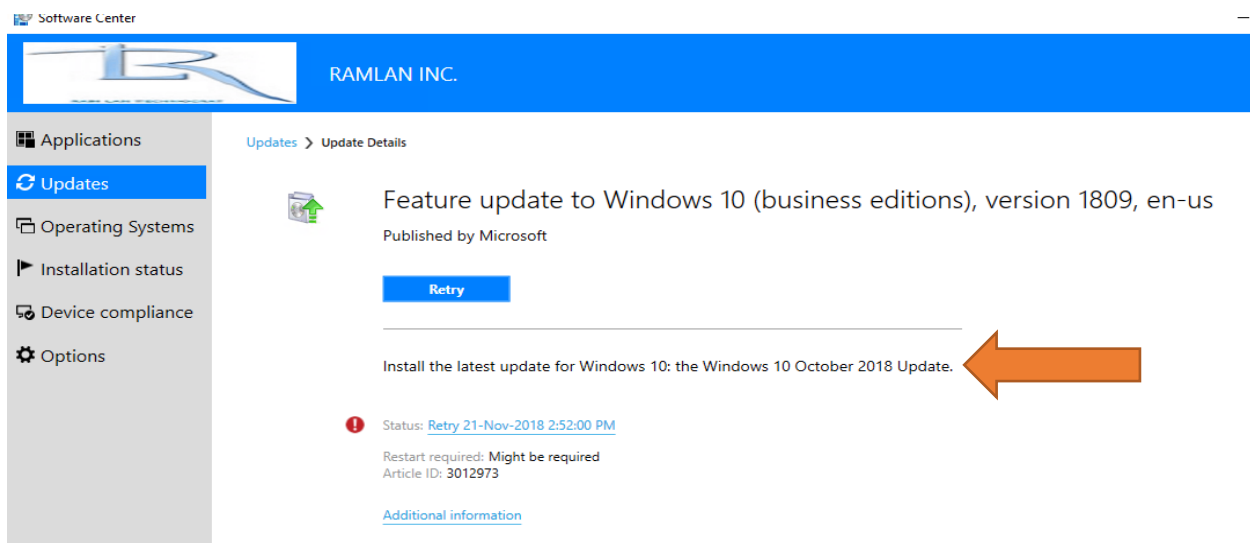
**This in-place upgrade installs the new operating system and automatically migrates your apps, data, and settings.**

Click Install Operating System to begin. Otherwise, click Cancel.

Install

Cancel

As you can see from below screen shot, I got this error. You may not, if you have installed all Oct updates.



In order to solve above error, I had to install October Update.

Microsoft Update Catalog

KB4462933

Search results for "KB4462933"

Updates: 1 - 4 of 4 (page 1 of 1)

Title	Products	Classification	Last Updated	Version	Size	
2018-10 Cumulative Update for Windows 10 Version 1803 for ARM64-based Systems (KB4462933)	Windows 10	Updates	10/23/2018	n/a	822.7 MB	<a href="#">Download</a>
2018-10 Cumulative Update for Windows 10 Version 1803 for x64-based Systems (KB4462933)	Windows 10	Updates	10/23/2018	n/a	782.3 MB	<a href="#">Download</a>
2018-10 Cumulative Update for Windows Server 2016 (1803) for x64-based Systems (KB4462933)	Windows Server 2016	Updates	10/23/2018	n/a	782.3 MB	<a href="#">Download</a>
2018-10 Cumulative Update for Windows 10 Version 1803 for x86-based Systems (KB4462933)	Windows 10	Updates	10/23/2018	n/a	437.9 MB	<a href="#">Download</a>

Microsoft Update Catalog - Microsoft Edge

www.catalog.update.microsoft.com/DownloadDialog.aspx

## Download

### Download Updates

#### 2018-10 Cumulative Update for Windows 10 Version 1803 for x64-based Systems (KB4462933)

windows10.0-kb4462933-x64\_8c5659658e553796cc340a52b47662205b3806a2.msu

55% of windows10.0-kb4....msu (782 MB) downloaded from download.windowsupdate.com  
4 min 24 sec remaining

Pause

Cancel

View downloads

<https://support.microsoft.com/en-ca/help/4462933>

#### In this release

November 13, 2018—KB4467702  
(OS Build 17134.407)

October 24, 2018—KB4462933  
(OS Build 17134.376)

October 9, 2018—KB4462919 (OS  
Build 17134.345)

September 26, 2018—KB4458469  
(OS Build 17134.320)

September 17, 2018—KB4464118  
(OS Build 17134.286)

September 11, 2018—KB4457128  
(OS Build 17134.285)

August 30, 2018—KB4346783 (OS  
Build 17134.254)

August 14, 2018—KB4343909 (OS  
Build 17134.228)

July 24, 2018—KB4340917 (OS  
Build 17134.191)

July 16, 2018—KB4345421 (OS  
Build 17134.167)

July 10, 2018—KB4338819 (OS  
Build 17134.165)

June 26, 2018—KB4284848 (OS  
Build 17134.137)

June 12, 2018—KB4284835 (OS  
Build 17134.112)

June 5, 2018—KB4338548 (OS  
Build 17134.83)

May 23, 2018—KB4100403 (OS  
Build 17134.81)

May 8, 2018—KB4103721 (OS  
Build 17134.48)

This update is missing in my Win 10

About Windows



# Windows 10

Microsoft Windows  
Version 1803 (OS Build 17134.345)  
© 2018 Microsoft Corporation. All rights reserved.  
The Windows 10 Enterprise operating system and its user interface are  
protected by trademark and other pending or existing intellectual property  
rights in the United States and other countries/regions.

This product is licensed under the [Microsoft Software License  
Terms](#) to:  
admin

OK

I am going to install this update so, I can proceed with 1809 upgrade through Software Center.

windows10.0-kb4462933-x64 8c5659658e553796cc340a52b476... 14-Nov-2018 3:21 Microsoft Update ... 801,112 KB

#### Windows Update Standalone Installer



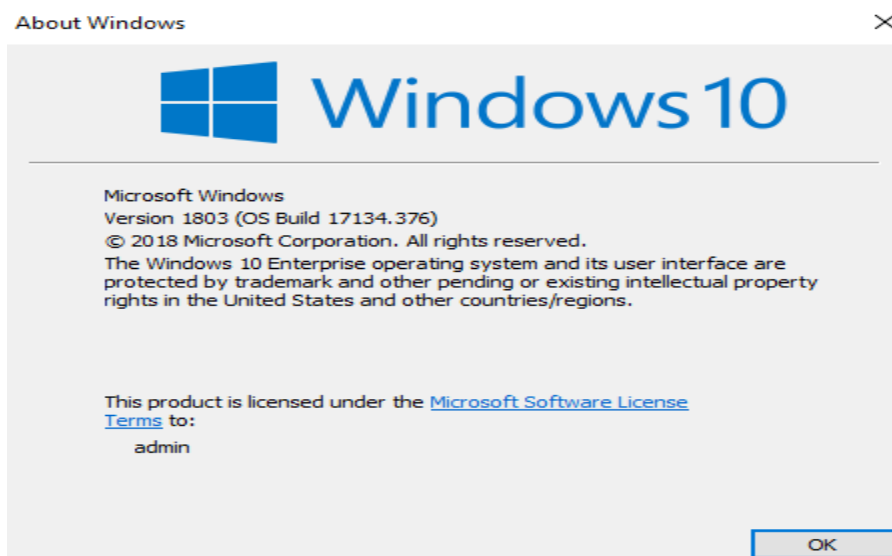
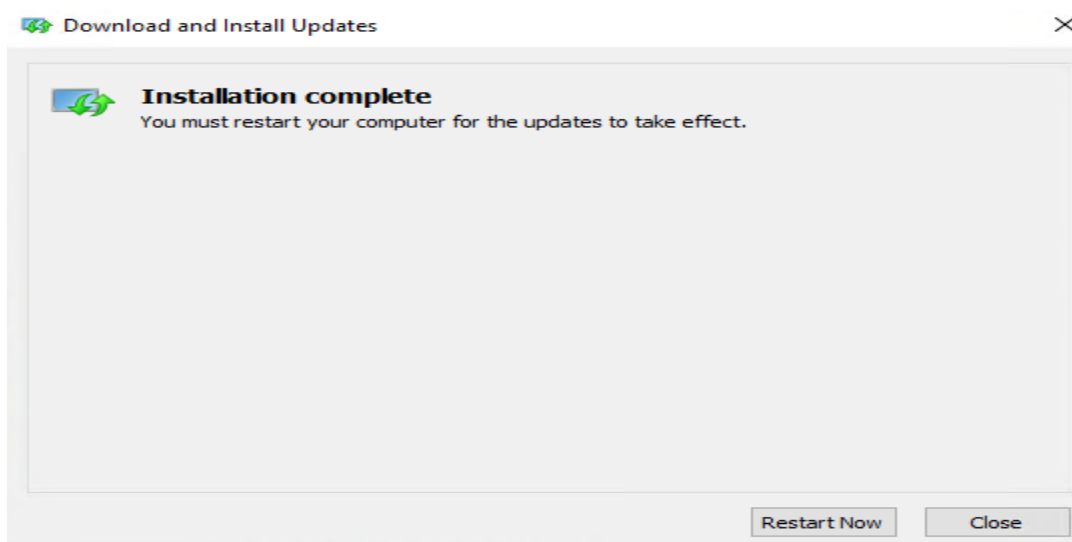
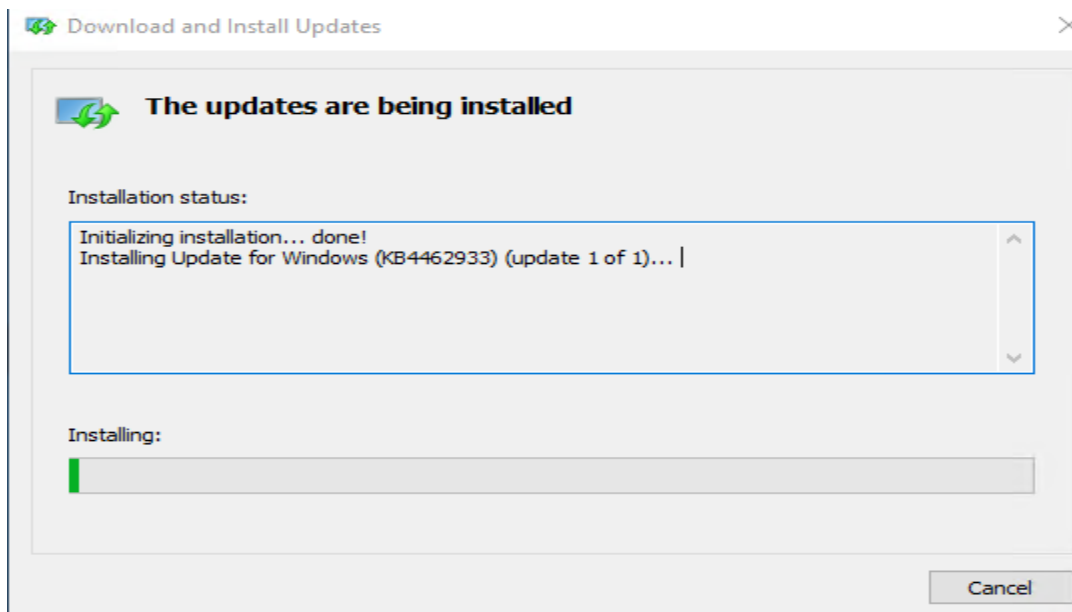
### Windows Update Standalone Installer

Do you want to install the following Windows software  
update?

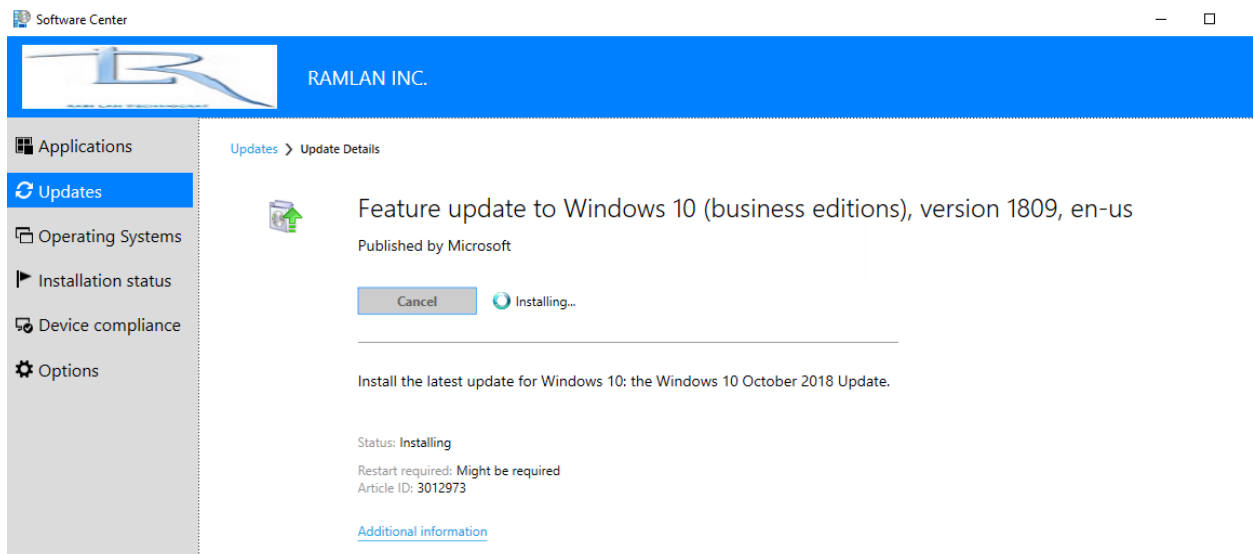
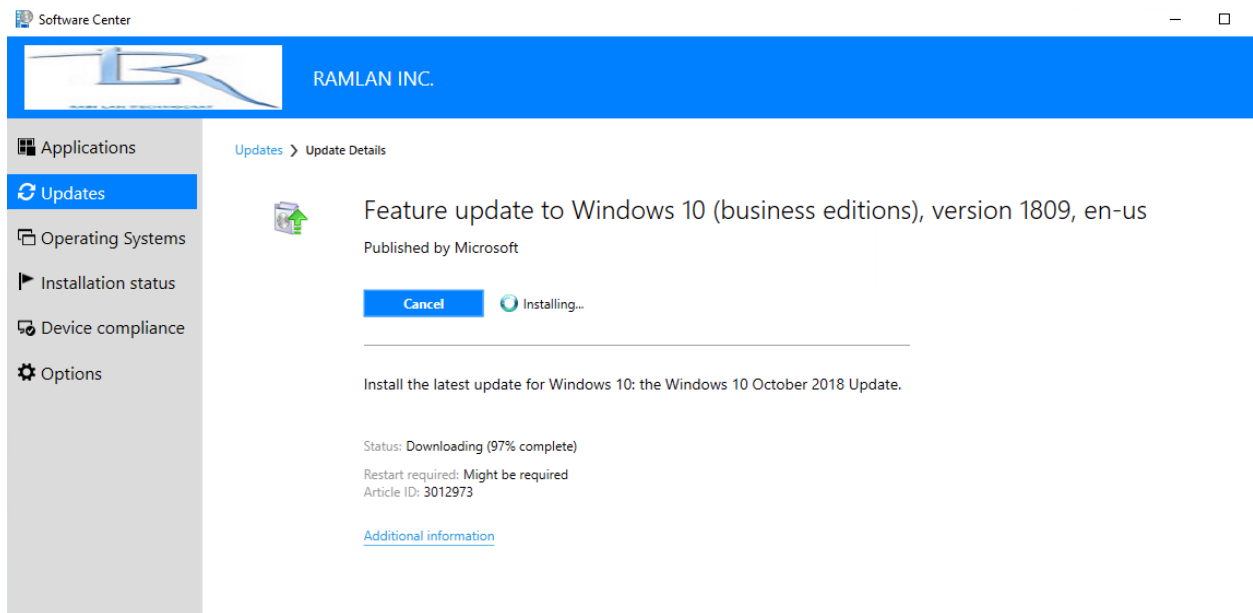
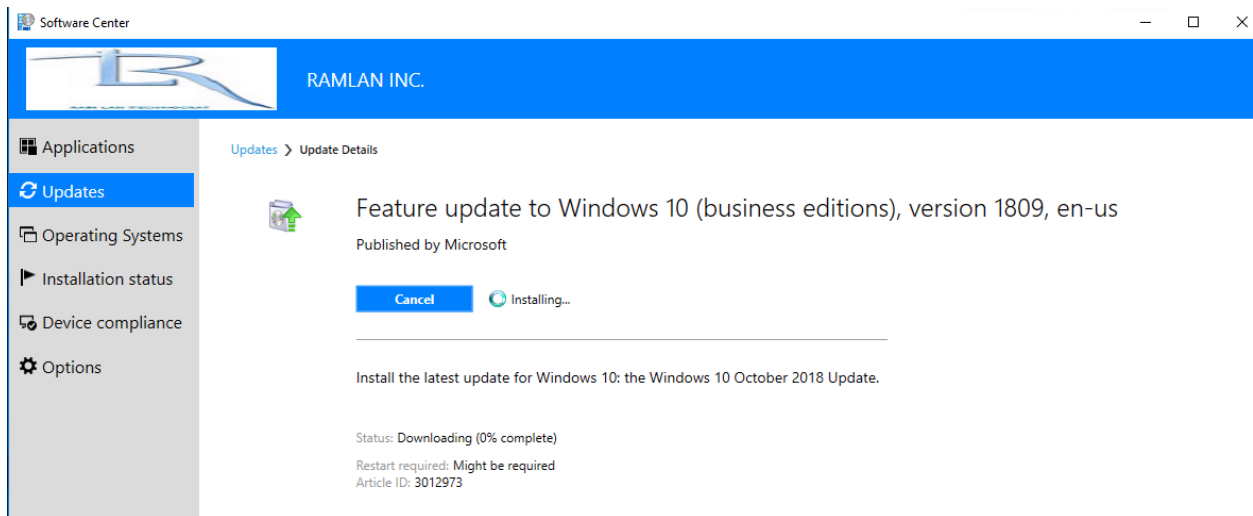
Update for Windows (KB4462933)

Yes

No



Login to Windows 10 and open software center to start Win 10 1809 upgrade.



Software Center

RAMLAN INC.

Applications

Updates

Operating Systems

Installation status

Device compliance

Options

Updates > Update Details

Feature update to Windows 10 (business editions), version 1809, en-us

Published by Microsoft

Restart

Install the latest update for Windows 10: the Windows 10 October 2018 Update.

Status: Will restart 21-Nov-2018 2:52:00 PM


Restart required: Yes

Article ID: 3012973

[Additional information](#)

Software Center

RAMLAN INC.

 **Your computer must be restarted.**

Save your work to avoid losing data. Notify users logged on to this computer that they should log off immediately for a pending restart.

Click Restart to restart the computer now, otherwise click Cancel.

Restart Cancel

Only single restart during the process.

Working on updates 79%

Don't turn off your PC. This will take a while.

Your PC will restart several times.



Software Center

RAMLAN INC.

Applications

Updates


Operating Systems

Installation status

Device compliance

Options

Installation status > Update Details

 Feature update to Windows 10 (business editions), version 1809, en-us

Published by Microsoft

Uninstall

Install the latest update for Windows 10: the Windows 10 October 2018 Update.


Status: **Installed**

Restart required: **Might be required**

Article ID: 3012973

[Additional information](#)

About Windows >

 Windows 10


Microsoft Windows  
Version 1809 (OS Build 17763.107)  
© 2018 Microsoft Corporation. All rights reserved.

The Windows 10 Enterprise operating system and its user interface are protected by trademark and other pending or existing intellectual property rights in the United States and other countries/regions.

This product is licensed under the [Microsoft Software License Terms](#) to:  
admin

OK

This concludes the process of upgrading Win 10 1803 to Win 10 1809 x64. No loss of data or applications during the process. I should thank Microsoft for fixing the issue they had before with 1809 released in Oct 2018.



Thanks

**Ram Lan**  
**14<sup>th</sup> Nov 2018**