

Multi Domain Configuration in Exchange 2016

In this exercise, I will show you how to configure Exchange Server 2016 to send and receive emails from multi domain setup.

My home lab setup consists of 2 domains (ramlan.ca and infotechram.com). Both the domains are registered with GoDaddy.

Our configuration on Exchange Server 2016 will be as follows:

Configure additional accepted domain. Make it Authoritative

rules delivery reports [accepted domains](#) email address policies receive connectors send connectors



NAME	ACCEPTED DOMAIN	DOMAIN TYPE	
INFOTECHRAM.COM	INFOTECHRAM.COM	Authoritative	INFOTECHRAM.COM Fully qualified domain name: INFOTECHRAM.COM Domain type: Authoritative
RAMLAN.CA (default domain)	RAMLAN.CA	Authoritative	

Create a new user within ADUC and make sure to select new domain as the email address

Ram Lan

general
mailbox usage
contact information
organization
▶ **email address**
mailbox features
member of
MailTip
mailbox delegation

Each email address type has one default reply address. The default reply address is displayed in bold. To change the default reply address, select the email address that you want to set as the default, and then double-click to edit it.

Email address:

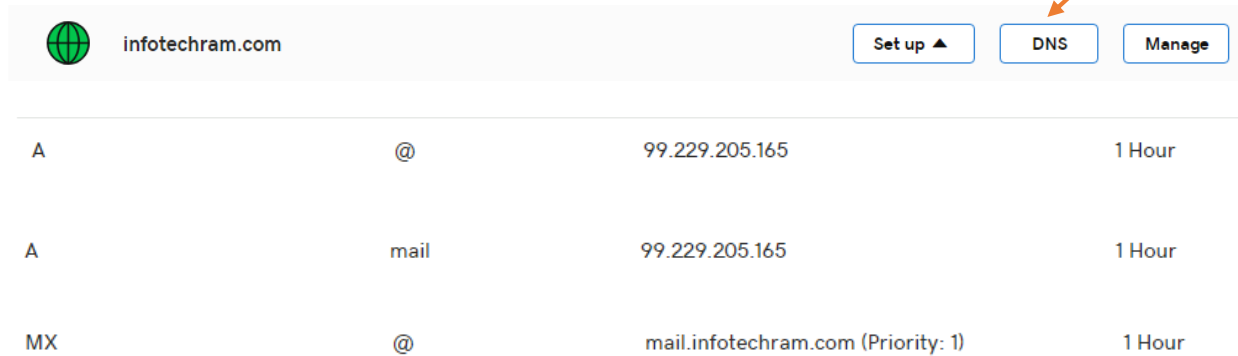
TYPE	EMAIL ADDRESS
SMTP	ramlan@INFOTECHRAM.COM
smtp	ramlan@ramlan.ca

Automatically update email addresses based

Save Cancel

100%

Open Internet Explorer and visit GoDaddy to complete these 3 entries within GoDaddy Manage DNS

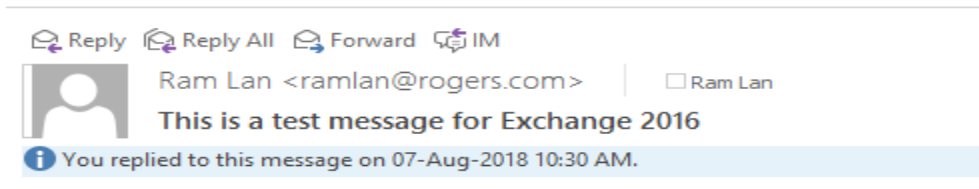


Type	Host	Value	TTL
A	@	99.229.205.165	1 Hour
A	mail	99.229.205.165	1 Hour
MX	@	mail.infotechram.com (Priority: 1)	1 Hour

Log out of GoDaddy

Open Outlook and configure new user mailbox that is pointing to infotechram.com domain

Do a test message (both send and receive) from infotechram.com domain to other users.



Reply Reply All Forward IM

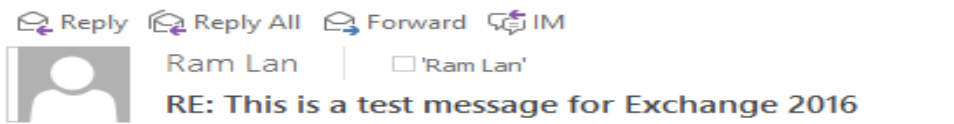
Ram Lan <ramlan@rogers.com> | Ram Lan

This is a test message for Exchange 2016

You replied to this message on 07-Aug-2018 10:30 AM.

Thanks

Ram
ram@ramlan.ca
ramlan@infotechram.com
ramlan@rogers.com
administrator@ramlan.ca



Reply Reply All Forward IM

Ram Lan | 'Ram Lan'

RE: This is a test message for Exchange 2016

Ok received your test message

Thanks

Ram
ram@ramlan.ca
ramlan@infotechram.com
ramlan@rogers.com
administrator@ramlan.ca

Thanks

Ram – 6th Aug 2018